

Always with something extra

green&clean Hood Type Dishwashers



You talk...

I want efficiency with maximum reliability, ease of use with innovative technology, superior performance combined with savings in water, energy and detergent

I need a solution that guarantees a perfect and a complete sanitation.



...we listen

Always with something extra: our specialization in dishwashing goes back a long way, and, in these cases, experience is the key to achieving excellence. Listening is our strength: at Electrolux Professional we are accustomed to listening to our customers, to anticipate their needs in order to satisfy their requests without hesitation.



Green

Less water, energy, detergent and rinse aid consumption for lower running costs and less impact on the environment



Clean

Best-in-class washing and rinsing performance with total detergent removal.



Safe

Unique Wash-Safe Control device for a constant nominal rinsing temperature of 84 °C.




Easy

Worry-free operation and maintenance.


Always with something extra



- ▶ **Double skin hood** with sloped ceiling for improved rinsing performance, low noise level* and reduction in heat loss. *(less than 63 dBA)



- **Slanted wash arms and ceiling** for maximum performance as wash water no longer drops on dishes after rinsing phase, guaranteeing optimal results.




- ▶ **ClearBlue Filtering System** maximizes washing performance and lowers running costs.




- **24 liter pressed tank** in front of machine makes cleaning operations faster and easier.



- ▶ **Continuous water softener** provides spot-free results and reduces scale build-up. A sensor advises when the salt container needs refilling. Integrated to avoid overflowing during salt refilling.






▶ **ESD Energy Saving Device**
Highly efficient. No need for additional ventilation. Increased savings as machine uses generated steam to pre-heat water.



▶ **ZeroLime Device**
Less energy consumption thanks to higher efficiency of heating elements. Lime-free nozzles for better rinsing results.



● **IP25 protection**
Full protection against water jets and solid objects/animals (larger than 6mm).



● **Wash-Safe Control**
Atmospheric circuit with cold water supply guarantees optimal washing performance and productivity.



▶ **Detergent dispenser, rinse aid dispenser and drain pump** incorporated into machine to facilitate installation.

● Standard feature on all models

▶ Feature on selected models

* Wire basket available as optional accessory

Low running costs & energy consumption




Experience the reduction in running costs and energy consumption versus standard machines in the market today and share the commitment of the latest generation of Electrolux Professional Hood Type Dishwashers, for a better environment



ESD - Energy Saving Device

Highly efficient. No need for additional ventilation.
The steam generated during the rinse cycle is captured and its energy is used to pre-heat the incoming cold water.



ZeroLime Device

Maximum efficiency - Automatic de-lime cycle keeps boiler, hydraulic circuit, heating elements, nozzles and washing chamber completely free from scale build-up thus guaranteeing high efficiency, low energy consumption and lower running costs.



Savings thanks to:



Enjoy the **yearly savings in water, energy, detergent and rinse aid** and guarantee **best-in-class performance**.



Water savings

Only **2lt/cycle** of fresh water are needed for rinsing regardless of water inlet conditions.



Energy savings

Up to 60% with **34% savings in chemicals** thanks to the low rinse water consumption and optimized wash tank size.

* Cost savings are a result of calculations performed by the Electrolux Professional LAB which is certified by IMQ and INTERTEK. Comparison made between a green&clean Hood Type Dishwasher and an equivalent conventional machine using 3 lt/cycle for rinsing, 100 cycles/day, 300 working days/year and inlet water at 10 °C.

Excellent washing & rinsing performance




The ideal dishwasher for cleaning plates, cups, utensils, trays, gastronorm containers and cutlery with total detergent removal.

Washing

ClearBlue Filtering System

Ensures the highest standards of cleanliness. This advanced filtering system **keeps the wash water free of food residue** thus improving the efficiency of the detergent for an optimal washing result. Thanks to inclined tank filter, the soil is collected and guided through multiple filters. Before rinsing, the drain pump removes all soils collected and drains.

ClearBlue
Filtering
System



Powerful washing circuit

Guarantees **best-in-class washing results** regardless of where the items are placed, thanks to the unique shape of the spray nozzles and the upper and lower rotating arms.

NSF/ANSI 3
and DIN 10512
compliant.

Rinsing

ZeroLime Device

Improve performance by keeping machine free from scale build-up safely and easily.

ZeroLime
Device

Atmospheric boiler

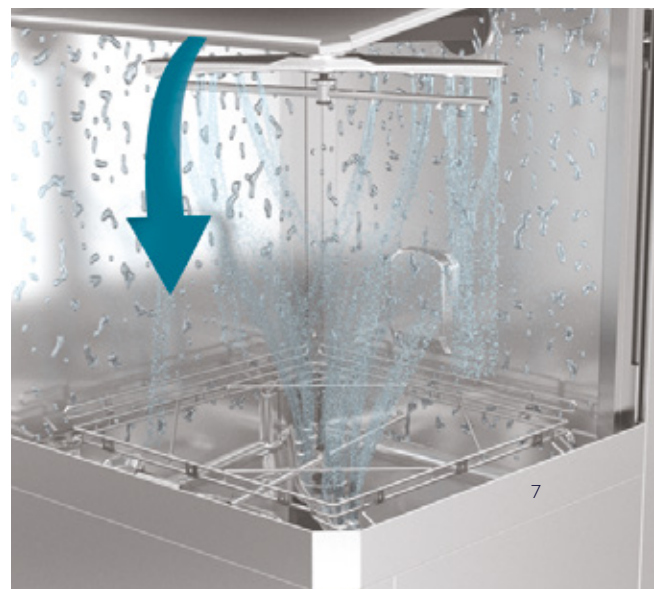
High quality rinsing is always achieved regardless of the inlet water conditions. Ensures constant high temperature and strong pressure of water during the rinse phase.

Sloped ceiling and slanted wash arms for best rinsing performance

The **sloped ceiling*** guides the wash water to the front of the hood resulting in fewer water drops on the items. The **slanted wash arms**** and the 4-second pause after washing and before rinsing ensures the wash water no longer drops on the clean dishes after the rinse cycle.

* On double skin models

** On all models



Safety comes first



No more worries, sanitation is always under control.

Wash-Safe Control: the rinse quality is guaranteed thanks to the constant rinsing temperature of 84 °C and the water pressure which is independent from the mains.

Perfect sanitation

The most dangerous groups of bacteria find their ideal condition for growth in an environment with a temperature between 20° and 60 °C (max 70 °C). The green&clean Hood Type guarantees a constant rinsing temperature of **84 °C** assuring **perfect hygienic conditions** and **total detergent removal** fulfilling **best-in-class safety requirements**.



The **Wash-Safe Control** light turns green to guarantee rinsing has been performed perfectly with a constant temperature over **84 °C**.



84 °C
Constant rinsing temperature



Sanitation guaranteed!*



Complete sanitation in 5 steps

Water inlet

Water enters at a pressure from 0,5 to 7 bar (depending on water supply).

Air gap exit

Stabilizes water pressure from 0,9-1 bar while maintaining a constant temperature.

Boiler exit

Water reaches **84 °C** and pressure remains constant at 0,9-1 bar.

Rinse booster pump

Increases water pressure to 6 bar while temperature remains constant at 84 °C.

Rinse nozzle

Guarantees constant water pressure and rinse temperature of 84 °C.

* Electrolux Professional Hood Type Dishwashers comply with NSF sanitation standards (NSF/ANSI 3 Paragraph 7.1) when used in NSF/ANSI 3 mode and comply with DIN 10512 standards when used in high productivity mode.

Made easy for you



The green&clean Hood Type Dishwasher - the only machine developed with a corner control panel for maximum visibility and operation.

- ▶ **ESD Energy Saving Device** eliminates the need for an additional ventilation hood. ESD captures the excess steam thus guaranteeing a better working environment*.
- ▶ **Integrated LED display** on top corner of the machine can be viewed from a distance to allow easy monitoring of the operating status of the cycles (on automatic models).
- **High clearance of 440mm** facilitates washing of large items. Choose from a wide range of accessories to complement your dishwashing area (page 15).
- **24 liter pressed tank** in frontal position. Filter can be easily removed for better cleaning operations.
- **Maximum visibility** thanks to the innovative angular position of the control panel. The boiler power can be modified directly through the control panel. Obtain the perfect washing result in all conditions by personalizing the concentration of detergent and rinse aid directly through the control panel.
- **Self cleaning feature**, when activated, completely drains the water from the wash tank and the wash pump, performs 6 rinse cycles to sanitize the washing chamber and when completed, the water from rinsing is drained completely to avoid bacteria proliferation.
- **No need for additional connections**, thanks to the improved plug-in design. Air gap, boiler, rinse booster pump and Wash-Safe Control are completely integrated in the machine.

- Standard feature on all models
- ▶ Feature on selected models

* According to local regulations and installations compliant with VDI n. 2052.





Always with something extra to obtain the most for your business.



Reduce labor costs and better organize work hours with “High Productivity Mode” (see page 13). Wash up to 80 baskets or 1440 dishes per hour.



No more damage to glassware and crockery with the “Soft Start” feature which reduces the water power on the items at the start of the wash cycle.



NSF/ANSI 3 - DIN 10512
Guaranteed sanitation and performance while compliant with NSF/ANSI 3 and DIN 10512 standards.



Easy cleaning of internal parts without having to remove basket support. Support can be tilted upwards 90°.



Cleaning operations are safe and easy thanks to removable basket support, tank filter and wash/rinse arms.




Fast operations guaranteed. Rubber corners on the hood handles ensure a firm grip when opening and closing the hood.



Avoid any risk of injury. The optimized 3-spring lifting system prevents the hood from accidental closing.




Safe for the operator. The hood without ESD is open on the back side to prevent steam from escaping towards the operator.



No bacteria proliferation during non-use hours thanks to vertical self-draining wash pump.



Long-lasting operation. All components in contact with water and chemicals are made of 304 AISI stainless steel.



Eliminate corrosion. Boiler highly resistant to chlorinated water thanks to the unique robotized TIG welding technology.



Avoid damage during installation. Machines without incorporated dispensers are pre-arranged to accept external dosing equipment.

Simple ergonomic operation



Whether you have a corner or a linear installation, you can easily operate your machine thanks to the ergonomic angular position of the control panel.



The **Wash-Safe Control** light turns green to guarantee rinsing has been performed perfectly with a constant temperature over 84 °C (indicator light on selected models).



Hood lift
Automatic hood lifting button (on automatic models).



Washing Temperature indicator
When lit, it indicates that the washing cycle is in operation at the temperature shown on the display.



No water supply
When lit, it indicates that there is no inlet water being supplied to the machine.



Rinsing Temperature indicator
When lit, it indicates that the rinsing cycle is in operation at the temperature shown on the display.



Temperature display
Indicates the water temperature during washing and rinsing.



Cycle 1*
Short wash cycle (NSF/ANSI 3 - 57 sec / high productivity 45 sec) recommended for lightly soiled items and glasses.



Cycle 2*
Medium wash cycle (84 sec) recommended for medium soiled items.



Cycle 3*
Long wash cycle (150 sec) recommended for heavily soiled items.



High Productivity Mode
When selected, the machine will operate in high productivity mode, DIN compliant



ZeroLime Device
When activated, the machine performs the automatic de-lime cycle (on selected models).



Self cleaning
When activated, the machine drains the water from wash tank and the wash pump. Six rinse cycles will then start to sanitize the washing chamber. When completed, the water from rinsing is drained completely to avoid bacteria proliferation.

* The washing and rinsing cycle times and temperatures can be fully customized to meet specific customer requirements.

Range



Description	EHT8TI	EHT8I	EHT8
Automatic hood	•		
Wash-Safe Control	•	•	•
Sanitation guaranteed	•	•	•
Double skin insulated hood	•	•	
Electrical connection	400V/3N/50Hz convertible on site to 230V/1N or 230/3/50Hz	400V/3N/50Hz convertible on site to 230V/1N or 230/3/50Hz	400V/3N/50Hz convertible on site to 230V/1N or 230/3/50Hz
Number of cycles	3	3	3
Capacity (NSF/ANSI 3 mode)	63 racks/hour 1134 dishes/hour	63 racks/hour 1134 dishes/hour	63 racks/hour 1134 dishes/hour
Capacity (High Productivity mode)*	80 racks/hour 1440 dishes/hour	80 racks/hour 1440 dishes/hour	80 racks/hour 1440 dishes/hour
External dimensions (wxdxh)	667x755x1567	752x755x1567	746x755x1549
External dimensions with ESD (wxdxh)	667x755x2273	752x755x2273	746x755x2273
Basket dimension (mm)	500x500	500x500	500x500
Wash tank capacity (lt)	24	24	24
Wash pump power (kW)	0,8	0,8	0,8
Boiler power (kW)**	9	9	9
Water consumption (lt./cycle)	2	2	2
Total power (kW)***	9,9	9,9	9,9
Noise level (dBA)	< 63	< 63	< 68
Built-in rinse aid dispenser	•	•	•
Included baskets	1 basket for 18 plates 1 basket for cups 2 cutlery containers	1 basket for 18 plates 1 basket for cups 2 cutlery containers	1 basket for 18 plates 1 cutlery container
Additional features			
ZeroLime Device	•	•	○
ESD Energy Saving Device	•	•	•
ClearBlue Filtering System	•	•	○
60Hz	○	•	•
Built-in drain pump	•	•	○
Built-in detergent dispenser & drain pump	○	•	•
Built-in detergent dispenser	○	•	•
Built-in detergent dispenser, drain pump & continuous water softener		•	•
Duet version	○	○	○

* When connected to warm water supply (min. 50 °C)

** 6 kW when connected to warm water supply (at 65 °C)

*** 6,9 kW when connected to warm water supply (at 65 °C)

• standard on selected models

○ available as optional accessory
or special execution

Accessories

Multiple baskets to wash everything from small cups to serving trays.



Multi-purpose basket



Basket for 48 small cups



Basket for 18 dinner plates



Basket for 25 beer glasses
H=170 mm



Basket for 12 soup bowls



Stainless steel basket for large plates
diam. 320mm



Basket for trays



Basket for bulk cutlery



Cutlery containers

Don't forget to treat your water!

Obtain best-in-class performance and increase the life of your machine.



12 lt external manual
water softener



8 lt external automatic
water softener



BRITA® demineralizer
filter



Reverse osmosis filter

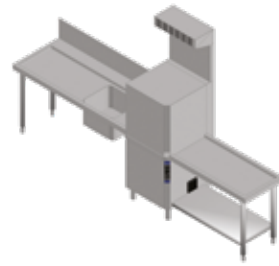
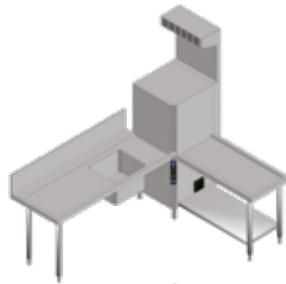
For more accessories please contact your local representative.

Complete Dishwashing Systems

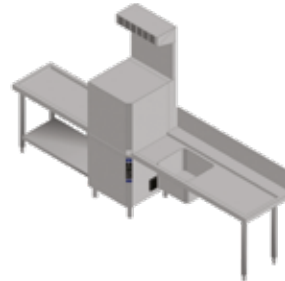
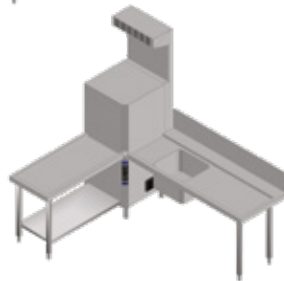
Everything you need to start your operation. Ready-made systems prepared for you including: a green&clean Hood Type Dishwasher, left or right loading direction, a pre-wash table, loading/unloading tables and even a disposal bin.

Automatic double skin Hood Type Dishwasher with ESD

C19571





C19572


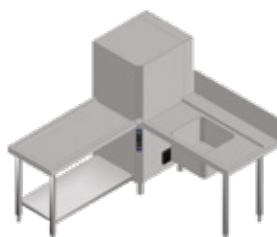


Automatic double skin Hood Type Dishwasher

C19573

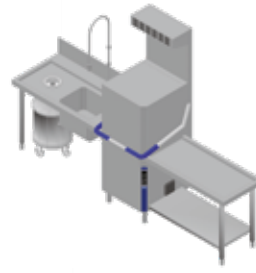
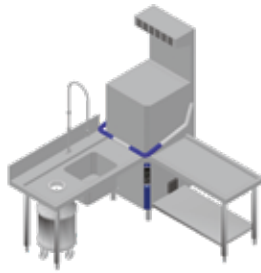


C19574

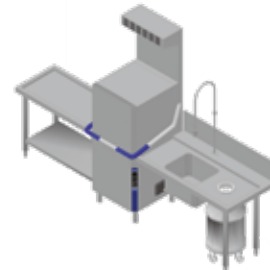
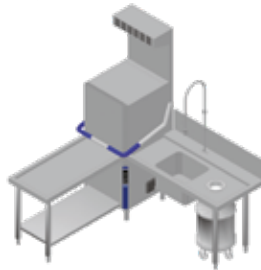


Manual double skin Hood Type Dishwasher with ESD

C19575

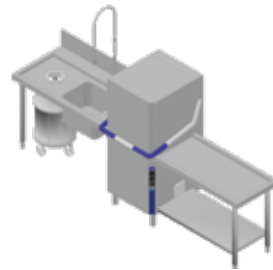
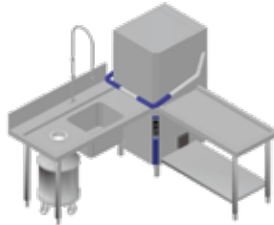


C19576

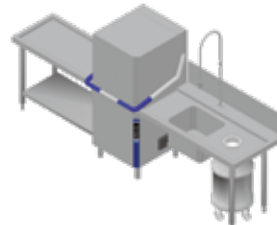
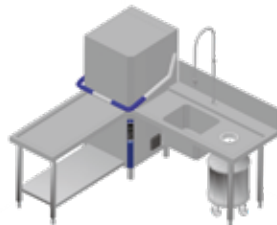


Manual double skin Hood Type Dishwasher

C19577


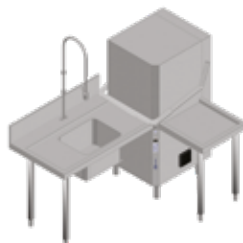


C19578

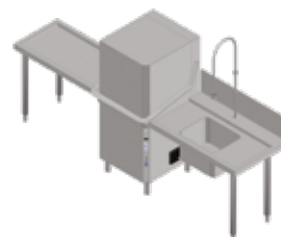
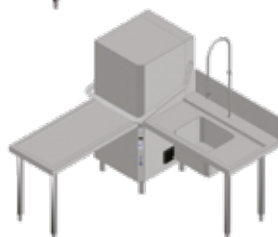


Manual single skin Hood Type Dishwasher

C19579



C19580



* Complete dishwashing systems can be installed either in a corner or line configuration.
For more detailed information, please contact your local Electrolux Professional representative.





Essentia Teamed to serve you. Anytime, anywhere

Essentia is **the heart of superior Customer Care**, a dedicated service that ensures your competitive advantage. Provides you with the support you need and takes care of your processes with a **reliable service network**, a range of tailor-made exclusive services and innovative technology.

You can count on more than **2,200 authorized service partners**, **10,000 service engineers** in more than **149 countries**, and over **170,000 managed spare parts**.

Service network, always available

We stand ready and committed to support you with a **unique service network** that makes **your work-life easier**.

Service agreements, you can trust

You can choose from **flexible tailor-made service packages**, according to your business needs, offering a variety of maintenance and support services.

Keep your equipment performing

Undertaking correct maintenance in **accordance with Electrolux Professional Manuals** and recommendations is essential to avoid unexpected issues. **Electrolux Professional Customer Care** offers a number of **tailor-made service packages**. For more information contact your preferred Electrolux Professional **Authorized Service Partner**.





Excellence is central to everything we do.
By anticipating our customers' needs, we strive for
Excellence with our people, innovations, solutions and services.
To be the OnE making our customers' work-life easier,
more profitable – and truly sustainable every day.

Follow us on



electroluxprofessional.com

Excellence with the environment in mind

- ▶ All our factories are ISO 14001-certified
- ▶ All our solutions are designed for low consumption of water, energy, detergents and harmful emissions
- ▶ In recent years over 70% of our product features have been updated with the environmental needs of our customers in mind
- ▶ Our technology is RoHS and REACH compliant and over 95% recyclable
- ▶ Our products are 100% quality tested by experts

