



**GLASSWASHER, UNDERCOUNTER, HOOD TYPE,
SINGLE RINSE RACK TYPE DISHWASHERS**



our brand

Veetsan - The Dishwashing Professional.

Reliable choice and good deal wherever professional dishwashing is requested all over the world.

our brand promise

Good value for money is what Veetsan brand stands for and has proven in the market. Going cross borders and being part of a global leader in the appliance sector, we provide "Quality & Value" for your business. We will help you make your business profitable, reliable and trustworthy by supplying you professional dishwashing competence wherever is needed.

our range

Glasswashers



Undercounter dishwashers



Single rinse rack type dishwasher



Glasswashers

Ideal for: small restaurants, coffee shops,
bars and other catering industries



Glasswashers

Characteristics and Advantages


- High capacity of **30 racks** per hour
- Pressure boiler equipped with waiting device ensures the rinse water temperature above 82.5°C for **perfect hygiene**
- Wash arm and rinse arms (both upper and lower) provide strong pressure for **optimal results**
- Rack support arranged with stainless steel grid allows **max flexibility of racks** to be used in the machine (up to 380x380mm in XS models and 400x400mm in S models)
- Low rinse water consumption of 2.0 liters/rack to **save water, energy, detergent and rinse aid consumption**
- Double-skin door **ensure low noise level and less heat emission**
- Hurt-free handle **avoids risks of injuries** and is easy to open/close
- Pressed tank avoids dirt to get trapped in for easy to clean
- All internal components (wash arms, rinse arm) are **easily removed for cleaning**
- Components can be accessed from front for **easy service & maintenance**



	402281	402299	402300
Controls	Electromechanical	Electromechanical	Electromechanical
Construction	Single skin	Single skin	Single skin
Electrical connection	220-240V / 1N / 50Hz	220-240V / 1N / 50Hz	220-240V / 1N / 50Hz
External dimension wxdxh	440x497x640 mm	455x550x700	455x550x700
Rack dimension wxd	380x380 mm	400x400 mm	400x400 mm
Clearance	240 mm	290 mm	290 mm
Cycle time	120 seconds	120 seconds	120 seconds
Water consumption per cycle	2 L	2 L	2 L
Installed power	2,7 kW	2,7 kW	2,7 kW
Wash tank capacity	15 L	16 L	16 L
Boiler type / capacity	Pressure / 2,5 L	Pressure / 2,5 L	Pressure / 2,5 L
Inlet water temperature / pressure	10-65 °C / 2-5 bar	10-65 °C / 2-5 bar	10-65 °C / 2-5 bar
Plug	Schuko	Schuko	Schuko
Rinse aid dispenser	Included	Included	Included
Drain pump			Included

Undercounter Dishwashers

Ideal for: small restaurants, coffee shops,
bars and other catering industries



Undercounter Dishwashers

Characteristics and Advantages

- High capacity of **30 racks** per hour
- Pressure boiler equipped with waiting device ensures the rinse water temperature above 82.5°C for **perfect hygiene**
- Integrated upper&lower wash&rins arms in plastic provide **optimal results**
- Soft start feature protects delicate items from potential damage
- Boiler with higher welding protection **resist more to the attack of chlorinated water**
- User interface is painted and put inside a plastic box for **better protection against water splashes, drops and moisture**
- All internal components (wash arms, rinse arms) **are easily removed for cleaning**
- **User-friendly** electronic control panel
- Main components in frontal position for easily checked and substituted without moving the machine
- External «plug-in» electrical connection box for fast convert the machine **from 3phase to single phase and easy connection to external dispensers**



	400246	400247	400248	400249
Controls	Electronic	Electronic	Electronic	Electronic
Construction	Single skin	Single skin	Single skin	Single skin
Electrical connection	230V / 1N / 50Hz	230V / 1N / 50Hz	400V / 3N / 50Hz convertible on-site to 230V/ 1N or 230V/ 3/ 50Hz	400V / 3N / 50Hz convertible on-site to 230V/ 1N or 230V/ 3/ 50Hz
External dimension wxdxh	600x648x820 mm	600x648x820 mm	600x648x820 mm	600x648x820 mm
Rack dimension WxD	500x500 mm	500x500 mm	500x500 mm	500x500 mm
Clearance	330 mm	330 mm	330 mm	330 mm
Cycle time	120/ 180 seconds	120/ 180 seconds	120/ 180 seconds	120/ 180 seconds
Water consumption per cycle	3 L	3 L	3 L	3 L
Installed power	3.65 kW	2.85 kW	5.35 kW	5.35 kW
Wash tank capacity	33 L	33 L	33 L	33 L
Boiler type / capacity	Pressure/ 5.8 L	Pressure/ 5.8 L	Pressure/ 5.8 L	Pressure/ 5.8 L
Inlet water temperature / pressure	50°C / 2-3 bar	50°C / 2-3 bar	50°C / 2-3 bar	50°C / 2-3 bar
Plug				
Rinse aid dispenser	Included	Included	Included	Included
Detergent dispenser	Optional	Included	Optional	Included
Drain pump	Optional	Included	Optional	Included

Single Rinse Rack Type Dishwasher

Ideal for: medium and small hotels, chain restaurants
and dining halls



Single Rinse Rack Type Dishwasher

Characteristics and Advantages

- High capacity of **100 racks per hour**
- Single rinse with **built-in stabilized pressure valve** ensures the right rinsing pressure and temperature at 85°C for optimum **hygiene** results.
- Long wash arms are positioned along the full length of the wash tank. **Powerful wash pump** and especially designed wash spray arms guarantee cleaning with water circulating at 55-65°C.
- Optional **Energy Saving Device** utilizes the hot steam generated inside the machine to pre-heat the incoming cold water.
- All internal components: wash and rinse arms, tank filters, curtains can be easily removed for cleaning.
- **Automatic back-up mode** is activated when a failure occurs. Guided troubleshooting for fast fixes including 150 precise notifications and 23 easy-to-follow processes.
- Intuitive **touch screen control panel** features user-friendly display to easily operate the machine and to monitor machine status.
- **Modularity** concept to easily adapt the direction of the machine or add accessories such as Energy Saving Device and dryer on-site.
- **"Plug-in" design** with external pre-arrangement for water, power and chemicals connections for fast & fool-proof installation.



	534409	CCOECA (ESD)	CCOECE (HAB)	CCOECH (ESD + HAB)
Energy Saving Device		X		X
Medium Dryer			X	X
Controls	Electronic	Electronic	Electronic	Electronic
Electrical connection	380-415 / 3N ph /50 Hz	380-415 / 3N ph /50 Hz	380-415 / 3N ph /50 Hz	380-415 / 3N ph /50 Hz
External dimension wxdxh	1120x920x1785 mm	1120x920x1785 mm	1680x920x1785 mm	1680x920x1785 mm
Rack dimension WxD	500x500 mm	500x500 mm	500x500 mm	500x500 mm
Washing chamber wxh	530x490 mm	530x490 mm	530x490 mm	530x490 mm
Water consumption per hour	150 L	150 L	150 L	150 L
Installed power	25.2 kW	25.5 kW	29.6 kW	30 kW
Wash tank capacity	70 L	70 L	70 L	70 L
Boiler capacity	12 L	12 L	12 L	12 L
Inlet water temperature / pressure	50-65°C/ 1.5-7 bar	10-65°C/ 1.5-7 bar	50-65°C/ 1.5-7 bar	10-65°C/ 1.5-7 bar

Flexibility

Add various custom options and upgrades whenever you like, even on-site.

1. First select the right combination for your needs:

100 racks/hr
Washes 300 full meal sets in 2 hours.



wash + rinse



1120 mm

Power requested	
Single Rinse	Single Rinse ESD model
25,2 kW	25,5 kW

2. Then select the right drying solution:

No dryer	Medium dryer	Corner dryer
No need for extra drying beyond the natural evaporation generated by the hot temperature of the wares.	Medium capacity, recommended for dishes, fitting straight line set-ups.	Medium capacity, recommended for dishes, saves space thanks to the front or back exit direction.
No extra space needed	 <p>827 mm</p>	 <p>560 mm</p>

Taking care of the details

Create your own made-to-measure handling system combinations from a large number of available options:



18 Pre-wash table options

Available in any length up to 1.6m.



12 Roller conveyor options

Available in any length up to 2.6m length.



3 Loading/ unloading table options

Available in any length up to 1.6m.



44 Sorting table option

Available both manual sorting and automatic sorting for up to 6 racks.



6 Curve table

Available both in 90° and 180°.

The entire range of Genuine Chemicals is the result of intensive testing in our laboratories.



C11 Detergent for Dishwashers

For all water types with best performance on medium and hard water. Indicated for glass, crystal, ceramic, porcelain, plastic and stainless steel.



C12 Rinse Aid for Dishwashers

Perfect drying results guaranteed, without manual actions. For all types of water hardness. Indicated for glass, crystal, ceramic and porcelain.



C13 Eco Detergent for Dishwashers

Eco friendly chemical with low environmental impact. Concentrated formula without EDTA, NTA and polyphosphates. For soft and medium hardness water.



C14 Rinse Aid Plus for Dishwasher

For all types of water hardness. Indicated for glass, crystal, ceramic and porcelain.



the dishwashing
PROFESSIONAL

www.veetsan.eu