



Spare Parts Kits Catalogue 2025

www.electroluxprofessional.com

INDEX

Spare Part Kits Catalogue

1

INDEX

Spare Part Kits Catalogue

Service Kits

Dishwashing service kits	1
Modular Cooking service kits	14
Oven service kits	16
Refrigeration service kits	23
SpeeDelight/EazyPanini service kits	23


Maintenance Kits

Dishwashing maintenance kits	26
Modular Cooking maintenance kits	37
Ovens maintenance kits	45
SkyLine/Magistar Ovens maintenance kits	55
SkyLine/Rapido Blast Chillers maintenance kits	71
SpeeDelight/EazyPanini maintenance kits	72
Vacuum Machines maintenance kits	73

Accessories & Consumables Kits




Ice makers	76
Ovens	76
Modular Cooking	76
SpeeDelight/EazyPanini	77
GourmeXpress	77
Dishwashing	77

Dishwashing service kits

Code	Spare Part Description	Picture
OL1639	<p>Boiler Assembly Kit For LS62 STD - LS63 STD and in special versions (F - NL- D - GB - WHIRPOOL - MEX 60 Hz.)</p> <p>Code Qt. Description</p> <p>048222 1 Hose strap , 048447 1 Boiler insulation; 670x330x13mm , 048484 1 Boiler; 2 element , 048887 1 Safety thermostat; boiler; 112°C , 048987 1 Bracket; for safety thermostat , 0Q0011 1 Nut; m5; set 3pcs</p>	
OL1855	<p>Boiler Assembly With Vertical Heating Elements For Rack-Type (models RT 100-140- 190-270 / WT 95-100-140-150-190-200-270) up to the serial no. 028...; for models RT 10 and WT 90 up to serial no. 004.</p> <p>Code Qt. Description</p> <p>048222 2 Hose strap , 049763 2 Protection , 0C5333 9 Washer; dia.6,4 , 0E5067 1 Boiler , 0E5534 1 Flange , 0L1525 1 Boiler insulation , 0TH073 9 Nut; hex m6x5</p>	
OL1856	<p>Boiler Assembly Kit With Horizontal Heating Elements For Rack-Type (models RT 100-140-190-270 / WT 95-100-140-150-190- 200-270) up to the serial no. 028...; for models RT 10 and WT 90 up to serial no. 004.</p> <p>Code Qt. Description</p> <p>048126 2 Clip; 13-20 , 048222 2 Hose strap , 049863 1 Insulation for boiler; 670x450x13 , 0E5954 1 Boiler , 0Q0011 2 Nut; m5; set 3pcs</p>	
OL1634	<p>Boiler Thermostat Kit; 3kW, 230V For WT1+WT2/cCH e DP, LS61, WT32+WT33+WT34/4.5kW, LS7/9kW, LS8/9kW.</p> <p>Code Qt. Description</p> <p>048927 1 Boiler heating element; 3000w 230 , 0L4798 1 Gasket or 48.17x5.33 silicone, 0Q0006 1 Female faston; 6,3x0,8 set 12pz; blu , 0Q0011 1 Nut; m5; set 3pcs</p>	



Dishwashing service kits

Code	Spare Part Description	Picture
OL1874	<p>Boiler Heating Element Kit; 4.5kW, 220V For old LS36 +LS500 (round basket) + LS540 (squared basket) + LS360 + LS365 + LS860 + LO250 + indirect heated electric boiling pans (R701 and MD700 ranges - all brands).</p> <p>Code Qt. Description</p> <p>065557 1 Boiler heating element; 4500w 220v , 065560 1 Cap; for boiler heating element , 0L4798 1 Gasket or 48.17x5.33 silicone, 0Q0006 1 Female faston; 6,3x0,8 set 12pz; blu , 0Q0011 1 Nut; m5; set 3pcs , 0Q0012 1 Washer; dia.5mm; set 3pcs</p>	
OL1849	<p>Boiler Heating Element Kit; 4.5kW, 230V For all Rack-Type (models RT 100-140-190-270 / WT 95-100-140-150-190-200-270 from serial number 029...) and models RT 10 and WT 90</p> <p>Code Qt. Description</p> <p>047847 1 Boiler heating element; 230v 4500w , 0L4798 1 Gasket or 48.17x5.33 silicone, 0Q0006 1 Female faston; 6,3x0,8 set 12pz; blu , 0Q0011 1 Nut; m5; set 3pcs</p>	
OL1875	<p>Boiler Heating Element Kit; 4.5kW, 240V Old LS500 (round basket) + LS365+ LS860 + LO250 + indirect-heated electric boiling pans (R701 and MD700 ranges - all brands) - UK VERSION</p> <p>Code Qt. Description</p> <p>045518 1 Heating element; 4500w 240v , 065560 1 Cap; for boiler heating element , 0L4798 1 Gasket or 48.17x5.33 silicone, 0Q0006 1 Female faston; 6,3x0,8 set 12pz; blu , 0Q0011 1 Nut; m5; set 3pcs , 0Q0012 1 Washer; dia.5mm; set 3pcs</p>	
OL1833	<p>Boiler Heating Element Kit; 4KW, 230V For all Rack-Type dishwashers (models RT 100-140-190-270 / WT 95-100-140-150-190-200-270 up to serial number 028...). Models RT 10 and WT 90 excluded</p> <p>Code Qt. Description</p> <p>0K8250 1 Heating element , 0L4797 1 Gasket or 57.99x5.33 silicone, 0Q0006 1 Female faston; 6,3x0,8 set 12pz; blu</p>	



Dishwashing service kits

Code	Spare Part Description	Picture
OL1876	<p>Boiler Heating Element Kit; 4.5kW, 220V For indirect-heated electric boiling pans (R701 and MD700 ranges - all brands) + LS540 (squared basket) + LS860/F/PH/DK + LS861 + LS32</p> <p>Code Qt. Description</p> <p>049307 1 Boiler heating element; 4500w 230v , 065560 1 Cap; for boiler heating element , 0L4798 1 Gasket or 48.17x5.33 silicone, 0Q0006 1 Female faston; 6,3x0,8 set 12pz; blu , 0Q0011 1 Nut; m5; set 3pcs , 0Q0012 1 Washer; dia.5mm; set 3pcs</p>	
OL1840	<p>Boiler Heating Element Kit; 6kW, 200V For all Rack-Type dishwashers for the Japanese market (models RT 100-140-190-270 / WT 95-100-140-150-190-200-270 up to serial number 028...)and Models RT 10 and WT 90 up to serial number 004.</p> <p>Code Qt. Description</p> <p>0E5536 1 Heating element , 0L4797 1 Gasket or 57.99x5.33 silicone, 0Q0006 1 Female faston; 6,3x0,8 set 12pz; blu</p>	
OL1878	<p>Boiler Heating Element Kit; 6kW, 230V (without probe holder) For the electric squared-jacketed boiling pans and automatic pasta cookers (H900 - all brands) + LS1080UK + old mechanical rack-type DW's (electric models CT092-140-141-142-190-191-192-240-241DX/SX) + mechanic-controlled potwashers LO480E + RT10 + RT180 (with vertical boiler heaters) + RT100 to 270 with horizontal boiler heaters.</p> <p>Code Qt. Description</p> <p>049116 1 Boiler heating element; 6000w 230v , 065560 1 Cap; for boiler heating element , 0L4798 1 Gasket or 48.17x5.33 silicone, 0Q0006 1 Female faston; 6,3x0,8 set 12pz; blu , 0Q0011 1 Nut; m5; set 3pcs , 0Q0012 1 Washer; dia.5mm; set 3pcs</p>	
OL1834	<p>Boiler Heating Element Kit; 6kW, 230V For all Rack-Type dishwashers (models RT 100-140-190-270 / WT 95- 100-140-150-190-200-270 up to serial number 028...). Models RT 10 and WT 90 excluded.</p> <p>Code Qt. Description</p> <p>0K8249 1 Boiler heating element; 6kw 230v , 0L4797 1 Gasket or 57.99x5.33 silicone, 0Q0006 1 Female faston; 6,3x0,8 set 12pz; blu</p>	








Dishwashing service kits

Code	Spare Part Description	Picture
OL1877	<p>Boiler Heating Element Kit; 6kW, 230V (with probe holder) For electric round + squared-jacketed boiling pans and automatic pasta cookers (H900 - all brands) + LS1080/F/PH/D + old mechanical rack-type DW's (electric models CT092DX/SX).</p> <p>Code Qt. Description</p> <p>051632 1 Boiler heating element; 6kw 230v , 065560 1 Cap; for boiler heating element , 0L4798 1 Gasket or 48.17x5.33 silicone, 0Q0006 1 Female faston; 6,3x0,8 set 12pz; blu , 0Q0011 1 Nut; m5; set 3pcs , 0Q0012 1 Washer; dia.5mm; set 3pcs</p>	
OL1851	<p>Boiler Heating Element Kit; 8kW, 230V For all Rack-Type (models RT 100-140-190-270 / WT 95-100-140-150-190-200-270 from serial number 029...) and models RT 10 and WT 90.</p> <p>Code Qt. Description</p> <p>0E5955 1 Heating element; 230v 8000w , 0L4798 1 Gasket or 48.17x5.33 silicone, 0Q0006 1 Female faston; 6,3x0,8 set 12pz; blu , 0Q0011 1 Nut; m5; set 3pcs</p>	
OL1842	<p>Boiler Heating Element Kit; 10kW, 200V For all Rack-Type dishwashers for the Japanese market (models RT 100-140-190-270 / WT 95-100-140-150-190-200-270 up to serial number 028.) and RT 10 and WT 90 up to serial number 004.</p> <p>Code Qt. Description</p> <p>0E5538 1 Heating element , 0L4797 1 Gasket or 57.99x5.33 silicone, 0Q0006 1 Female faston; 6,3x0,8 set 12pz; blu</p>	
OL1836	<p>Boiler Heating Element Kit; 10kW, 230V For all Rack-Type dishwashers (models RT 100-140-190-270 / WT 95-100-140-150-190-200-270 up to serial number 028...) and models RT 10 and WT 90 up to serial number 004.</p> <p>Code Qt. Description</p> <p>0E5066 1 Heating element; 10kw 230v , 0L4797 1 Gasket or 57.99x5.33 silicone, 0Q0006 1 Female faston; 6,3x0,8 set 12pz; blu</p>	



Dishwashing service kits




Code	Spare Part Description	Picture
OL1835	<p>Boiler Heating Element Kit; 8kW, 230V For all Rack-Type dishwashers (models RT 100-140-190-270 / WT 95-100-140-150-190-200-270 up to serial number 028...). Models RT 10 and WT 90 excluded.</p> <p>Code Qt. Description</p> <p>0E5113 1 Boiler heating element; 8kw 230v , 0L4797 1 Gasket or 57.99x5.33 silicone, 0Q0006 1 Female faston; 6,3x0,8 set 12pz; blu</p>	
OL1845	<p>Boiler Heating Element Kit; 8kW, 254/440V For all Rack-Type MARINE dishwashers (models RT 100-140-190-270 / WT 95-100-140-150-190-200-270 up to serial number 028...). Models RT 10 and WT 90 excluded.</p> <p>Code Qt. Description</p> <p>0KP364 1 Heating element; 8kw 254v , 0L4797 1 Gasket or 57.99x5.33 silicone, 0Q0006 1 Female faston; 6,3x0,8 set 12pz; blu</p>	
OL1846	<p>Boiler Heating Element Kit; 10kW, 254/440V For all Rack-Type MARINE dishwashers (models RT 100-140-190-270 / WT 95-100-140-150-190-200-270 up to serial number 028...) and RT 10 and WT 90 up to serial number 004.</p> <p>Code Qt. Description</p> <p>0KP337 1 Element , 0L4797 1 Gasket or 57.99x5.33 silicone, 0Q0006 1 Female faston; 6,3x0,8 set 12pz; blu</p>	
OL1843	<p>Boiler Heating Element Kit; 12kW, 200V For all Rack-Type dishwashers for the Japanese market (models RT 100-140-190-270 / WT 95-100-140-150-190- 200-270 up to serial number 028...) and RT 10 and WT 90 up to serial number 004.</p> <p>Code Qt. Description</p> <p>0E5539 1 Heating element , 0L4797 1 Gasket or 57.99x5.33 silicone, 0Q0005 1 Isolated eyelet for screw; set 6pcs</p>	
OL1853	<p>Boiler Heating Element Kit; 12kW, 230V For all Rack-Type (models RT 100-140-190-270 / WT 95-100-140-150-190-200-270 from serial number 029...) and RT 10 and WT 90 from serial number 005.</p> <p>Code Qt. Description</p> <p>0E5956 1 Heating element; 230v 12000w , 0L4798 1 Gasket or 48.17x5.33 silicone, 0Q0007 1 Female faston; 6,3x0,8 set 12pz; yellow , 0Q0011 1 Nut; m5; set 3pcs</p>	



Spare Part Kits Catalogue





Service Kits

Dishwashing service kits

Code	Spare Part Description	Picture
OL1852	<p>Boiler Heating Element Kit; 10.5kW, 230V For all Rack-Type (models RT 100-140-190-270 / WT 95-100-140-150-190-200-270 from serial number 029...) and RT 10 and WT 90 from serial number 005.</p> <p>Code Qt. Description</p> <p>0E5953 1 Boiler heating element; 10500w 230v , 0L4798 1 Gasket or 48.17x5.33 silicone, 0Q0001 1 Small item for kit 011852</p>	
OL1837	<p>Boiler Heating Element Kit; 12kW, 230V For all Rack-Type dishwashers (models RT 100-140-190-270 / WT 95-100-140-150-190-200-270 up to serial number 028...) and RT 10 and WT 90 up to serial number 004.</p> <p>Code Qt. Description</p> <p>0E5116 1 Boiler heating element; 230v 12kw 460mm , 0L4797 1 Gasket or 57.99x5.33 silicone, 0Q0006 1 Female faston; 6,3x0,8 set 12pz; blu</p>	
OL1847	<p>Boiler Heating Element Kit; 12kW, 254/440V For all Rack-Type MARINE dishwashers (models RT 100-140-190-270 / WT 95-100-140-150-190-200-270 up to serial number 028...) and RT 10 and WT 90 up to serial number 004.</p> <p>Code Qt. Description</p> <p>0KP335 1 Element , 0L4797 1 Gasket or 57.99x5.33 silicone, 0Q0005 1 Isolated eyelet for screw; set 6pcs</p>	
OL1844	<p>Boiler Heating Element Kit; 14kW, 200V For all Rack-Type dishwashers for the Japanese market (models RT 100-140-190-270 / WT 95-100-140-150-190-200-270 up to serial number 028...) Models RT 10 and WT 90 excluded.</p> <p>Code Qt. Description</p> <p>0E5540 1 Heating element , 0L4797 1 Gasket or 57.99x5.33 silicone, 0Q0005 1 Isolated eyelet for screw; set 6pcs</p>	
OL1854	<p>Boiler Heating Element Kit; 14kW, 230V For all Rack-Type (models RT 100-140-190-270 / WT 95-100-140-150-190-200-270 from serial number 029...)and RT 10 and WT 90.</p> <p>Code Qt. Description</p> <p>0E5957 1 Boiler heating element; 230v 14000w , 0L4798 1 Gasket or 48.17x5.33 silicone, 0Q0007 1 Female faston; 6,3x0,8 set 12pz; yellow , 0Q0011 1 Nut; m5; set 3pcs</p>	



Dishwashing service kits






Code	Spare Part Description	Picture
OL1859	<p>Tank Heating Element; 7.5kW, 230V For models RT100 (lev. 1), RT140/190/240 (lev. 2), RT10 (Asia, ROW), RT180, RT3000, RT1800 (lev.1)/2500+3400+48000 (lev. 2) and LV1800/2500/3400/48000.</p> <p>Code Qt. Description</p> <p>0E5161 1 Heating element; 7500w 230v , 0H2562 5 Flange nut m6 , 0L4797 1 Gasket or 57.99x5.33 silicone, 0Q0005 1 Isolated eyelet for screw; set 6pcs</p>	
OL1838	<p>Boiler Heating Element Kit; 14kW, 230V For all Rack-Type dishwashers (models RT 100-140-190-270 / WT 95-100-140-150-190-200-270 up to serial number 028...). Models RT 10 and WT 90 excluded.</p> <p>Code Qt. Description</p> <p>0E5117 1 Heating element; 14kw 230v, l=460 , 0L4797 1 Gasket or 57.99x5.33 silicone, 0Q0007 1 Female faston; 6,3x0,8 set 12pz; yellow</p>	
OL1848	<p>Boiler Heating Element Kit; 14kW, 254/440V For all Rack-Type MARINE dishwashers (models RT 100-140-190-270 / WT 95-100-140-150-190-200-270 up to serial number 028...). Models RT10 and WT 90 excluded.</p> <p>Code Qt. Description</p> <p>0KP363 1 Heating element , 0L4797 1 Gasket or 57.99x5.33 silicone, 0Q0007 1 Female faston; 6,3x0,8 set 12pz; yellow</p>	
OL1860	<p>Tank Heating Element; 9kW, 230V For models RT10, WT200 (lev. 2 + 3), WT90, WT270 (lev. 2 + 3), H512/522 (lev. 2 + 3), RT180, RT4800 (lev. 1), LV180.</p> <p>Code Qt. Description</p> <p>0E5163 1 Heating element; 9kw 230v , 0H2562 5 Flange nut m6 , 0L4797 1 Gasket or 57.99x5.33 silicone, 0Q0005 1 Isolated eyelet for screw; set 6pcs</p>	



Spare Part Kits Catalogue





Service Kits

Dishwashing service kits

Code	Spare Part Description	Picture
OL1861	<p>Tank Heating Element; 12kW, 230V For models RT10 (China), WT95 (lev. 1), WT100/150/200 (lev. 2+3), RT140/190 (lev. 2 + 3), WT90 (China + ROW). WT140/190/270 (lev. 2 + 3).</p> <p>Code Qt. Description</p> <p>0E5162 1 Heating element; 12kw 230v , 0H2562 6 Flange nut m6 , 0L2276 2 Jumper; for heating element 0e5162 , 0L4797 1 Gasket or 57.99x5.33 silicone, 0Q0005 1 Isolated eyelet for screw; set 6pcs</p>	
OL1640	<p>Rinse Pump kit, 50Hz For LS6E, LU7, LS9, WT30E, WTU40, WT55 with atmospheric boiler; LS10A-14EA, WT65E, PW1M-2M, WT830M-850M, WT830EA-850EA.</p> <p>Code Qt. Description</p> <p>046878 1 Hose clamp; 35-50/9 , 047578 1 Clamp; 26-38 , 0G1698 2 Screw , 0L1079 1 Pump, 0L1118 1 Pump support; risc.fir_5213 Is6</p>	
OL1641	<p>Rinse Pump kit, 60Hz For LS6E, LU7, LS9, WT30E, WTU40, WT55 with atmospheric boiler; LS10A-14EA, WT65E, PW1M-2M, WT830M-850M, WT830EA-850EA.</p> <p>Code Qt. Description</p> <p>046878 1 Hose clamp; 35-50/9 , 047578 1 Clamp; 26-38 , 0G1698 2 Screw , 0L1100 1 Pump; 220/240v 60hz , 0L1118 1 Pump support; risc.fir_5213 Is6</p>	
OL1631	<p>Pump Suction Filter Kit For LS5, WT4, LS6, WT30, WT38, LS7 (without drain pump).</p> <p>Code Qt. Description</p> <p>046799 1 O-ring; for overflow pipe , 048323 1 Overflow pipe , 048324 1 Pump suction filter</p>	
OL1632	<p>Pump Suction Filter Kit For LS5 - WT4 - LS6 - WT30 - WT38 -LS7 (with drain pump).</p> <p>Code Qt. Description</p> <p>046799 1 O-ring; for overflow pipe , 048324 1 Pump suction filter , 048842 1 Overflow pipe</p>	








Dishwashing service kits

Code	Spare Part Description	Picture
OL1629	<p>Drain Manifold Kit For LS5 - WT4 - LS6 - WT30 - WT38- LS7.</p> <p>Code Qt. Description</p> <p>046595 1 Gasket , 046596 1 Plug; for manifold , 046855 1 Hose clamp; 50-70/9 , 046878 1 Hose clamp; 35-50/9 , 048325 1 Drain manifold , 048326 1 Ring nut; for manifold , 048327 1 O-ring; ϕi=110,70x3,53 mm</p>	
OL1628	<p>Lower Jet Support Kit For LS6, LS7, LS8 (all brands) and ECOTEMP7.</p> <p>Code Qt. Description</p> <p>046878 2 Hose clamp; 35-50/9 , 048126 1 Clip; 13-20 , 048236 1 Gasket , 048330 1 Ring nut , 048819 1 Support f. lower jets , 048820 1 Flow reducer, 048979 1 Snap ring</p>	
OL1638	<p>Drain Manifold Kit For old electromechanic dw. LS510 -LS520 (PNC 5010..., 7271...).</p> <p>Code Qt. Description</p> <p>046855 1 Hose clamp; 50-70/9 , 046878 1 Hose clamp; 35-50/9 , 047456 1 Strainer , 047457 1 Manifold , 047458 1 O-ring , 0Q0011 2 Nut; m5; set 3pcs , 0Q0012 2 Washer; dia.5mm; set 3pcs</p>	
OL1862	<p>Drain Pipe Kit For old RT100/140/180/270 models (all brands).</p> <p>Code Qt. Description</p> <p>0E0112 1 Gasket; for drain , 0K7046 1 Drain pipe , 0Q0011 2 Nut; m5; set 3pcs</p>	








Dishwashing service kits

Code	Spare Part Description	Picture
OL1633	<p>Boiler Thermostat Kit For LS5, LS6, LS7 e LS8, LS10, LS12, LS720, LS860 e LS1080 and all branded old rack types CT92-142.</p> <p>Code Qt. Description</p> <p>067898 1 O-ring; ϕi= mm.6,07x1,78 , 067899 1 Stuffing box , 0L1947 2 Screw; m4x12; inox , 0L2144 1 Adjustable thermostat , 0TH043 1 Washer; toothed est 4,3</p>	
OL1863	<p>Overflow Pipe Kit For RT100/140/180/270 models (all brands).</p> <p>Code Qt. Description</p> <p>0E0010 1 O-ring; ϕi=44.2x5.7 mm , 0E0141 1 Drain cap , 0E0142 1 O-ring; ϕi=29x3 mm , 0E5152 1 Snap ring</p>	
OL1880	<p>Overflow Pipe Kit For RT100/140/180/270 models (all brands).</p> <p>Code Qt. Description</p> <p>0E0142 1 O-ring; ϕi=29x3 mm , 0E5020 1 Overflow pipe; compl.</p>	
OL4835	<p>Drain kit For Hood type, all models and for PPW1.</p> <p>Code Qt. Description</p> <p>0L2729 1 Air valve , 0L2841 1 Drain hose , 0L2842 1 Drain hose</p>	
OL0848	<p>Rack type gearmotor kit Code Qt. Description</p> <p>0L1280 1 Motor; 110/190v 50hz , 0L1281 1 Gearmotor</p>	
OL4544	<p>Hood type overflow pipe kit Code Qt. Description</p> <p>0L2359 1 O-ring; ϕi=32,99x2,62 mm , 0L2829 1 Owerflow pipe</p>	







Dishwashing service kits

Code	Spare Part Description	Picture
OL1871	Undercounter reed switch Code Qt. Description 049621 1 Reed switch , 0C8336 1 Nut; m4 , 0L1866 1 Support; for reed sensor , 0L1868 2 Washer; 3,2x7 , 0L1869 2 Nut; m3x4 , 0L1872 2 Screw; m3x20	
OKL259	Flight Type circuit breaker Code Qt. Description OKL285 1 Switch plastic cover , OKL286 1 Switch knob , OKZQ07 1 Power switch , OKZQ08 1 Auxiliary switch	
OK8640	Rack type roller kit Code Qt. Description 0E5063 1 Flange nut m8 , 0E5362 1 Spacer tube , OK8642 1 Roller , OK8643 1 Lid , OK8949 2 Washer , OKJ407 1 Screw	
OK8562	Dishwashing pressure switch kit Code Qt. Description 0E3731 1 Pressure switch; lev. 40/15-55/35 , OK8551 1 Plate , OKS002 1 Instruction , OKS003 1 Instruction	
OL1297	Rack type Circuit breaker kit Code Qt. Description OL1441 1 Contact; lufc00 s204 , OL2337 1 Heater contactor base , OL5208 1 Heater contactor overload; 0.35a-1.4a 24v	
OL2457	Rack type drive shaft kit Code Qt. Description 0E5043 2 Flanged bush , 0E5187 1 Ring with grub screw; kit, 0H2597 1 Washer; 17x30 , 0L0152 4 Spring; mm.50x25,4x3,4h , 0L0847 1 Rod; gear motor , 0L1275 1 Glide shoe; newrt , 0L1278 1 Pivot; for bushing newrt , 0L1308 1 Drive axis; compact newrt , 0L1712 1 Nut; m24 , 0L2333 1 Screw; m8x12 , 0W1131 1 Tongue	



Dishwashing service kits






Code	Spare Part Description	Picture
0L3375	Rack type pump kit Code Qt. Description 0L3355 1 Wiring harness; 3vie , 0L3371 1 Pump; 230v 50hz 0,45hp	
0L1029	Rack type motor and switch kit Code Qt. Description 0L2335 1 Heater contactor base , 0L5207 1 Heater contactor overload; 4.5a-18a 24v	
0L1017	Rack type motor and switch kit Code Qt. Description 0L2337 1 Heater contactor base , 0L2338 1 Heater contactor overload	
049485	Dishwashing pressure switch kit Code Qt. Description 049413 1 Support , 0L0048 1 Pressure switch	
0L5385	NeoBlue Touch boiler heating element singlephase kit Code Qt. Description 049980 1 Heating element; 230v 2800w , 0L4798 1 Gasket or 48.17x5.33 silicone	
0L5386	NeoBlue Touch boiler heating element 3-phase kit Code Qt. Description 0L2652 1 Heating element; 230v 4500w , 0L4798 1 Gasket or 48.17x5.33 silicone	
0L5387	NeoBlue Touch boiler temperature probe kit Code Qt. Description 0L2303 1 O-ring; dia.9,25x1,78 , 0L2874 1 Ntc probe	
0L5388	NeoBlue Touch washing manifold kit Code Qt. Description 0L5371 1 Welded manifold ass, 0L5372 1 Gasket, 0L5373 1 Strainer	



Dishwashing service kits







Code	Spare Part Description	Picture
0L5389	NeoBlue Touch hinge kit Code Qt. Description 0H2562 1 Flange nut m6 , 0L5374 1 Bushing, 0L5375 1 Tie rod pin, 0L5376 1 Terminal connection, 0L5377 1 Plaque, 0L5378 1 Tie rod	
0L5390	NeoBlue Touch overflow pipe kit; with drain pump Code Qt. Description 046799 1 O-ring; for overflow pipe , 0TTCXO 1 Overflow pipe	
0L5391	NeoBlue Touch overflow pipe kit; without drain pump Code Qt. Description 046799 1 O-ring; for overflow pipe , 0L5379 1 Overflow pipe	
0L5478	NeoBlue Touch overpressure pump kit	
0L5455	NeoBlue Touch drain pump kit Code Qt. Description 046878 3 Hose clamp; 35-50/9 , 0L2133 1 Drain pump; type dpo25 200/240v 50/60hz , 0L5369 1 Pipe; for drain pump, 0L5449 1 Drain pump sleeve	
0L5422	NeoBlue Touch top kit (w/o ui) Code Qt. Description 0L5370 1 Gasket, 0L5393 1 Top ass., 0L5394 3 Adhesive clip, 0L5421 1 Control panel	

Modular Cooking service kits



Code	Spare Part Description	Picture
0C5347	<p>Boiler Heating Element Kit 3kW 230V For "Rapid System" pasta cookers</p> <p>Code Qt. Description</p> <p>047505 1 Boiler heating element; 3kw 220v , 0L4798 1 Gasket or 48.17x5.33 silicone, 0Q0006 1 Female faston; 6,3x0,8 set 12pz; blu , 0Q0008 1 Knurled washer; dia.5,3; set 6pcs , 0Q0010 1 Nut; m5x4 set 5 pz</p>	
0C5345	<p>Boiler Thermostat Kit For "Rapid System" pasta cookers</p> <p>Code Qt. Description</p> <p>045169 1 Boiler thermostat; 30-90 c , 067898 1 O-ring; øi= mm.6,07x1,78 , 067899 1 Stuffing box , 0C5315 2 Screw; m4x8 , 0C5316 2 Washer; dia.4,3</p>	
0C5353	<p>Piezoelectric Igniter Kit For all the modular cooking ranges (IN and OUT OF PRODUCTION) + "electronic" model FCF/G6 e FCV/G6 ISG (1995-2000) + Automatic gas pasta cooker CR15G and gas fryer with sliding baskets FC1G (ex PCM)</p> <p>Code Qt. Description</p> <p>002544 1 Ignition cable; l=1000 mm , 0A5295 1 Ignition cable; l=1650mm , 0C9240 1 Piezoelectric igniter</p>	
0C5352	<p>Water Level Detecting Pipe Kit For old round gas/electric indirect boiling pans of the H900 range and the round and squared HPN/GEI of the range HD900. Brands: Zanussi, Electrolux Professional and Alpeninox.</p> <p>Code Qt. Description</p> <p>002923 2 O-ring; 9.13x2.62; epdm , 059856 1 Water gage glass tube</p>	
0C3652	<p>Open burners Pilot Burner group kit Code Qt. Description</p> <p>052125 4 Union screw for the connection of pipe ø 4mm; thread m10x1, 052127 2 Olive for pipe (double cone) ø 4mm, 053665 2 Double cone; diam.=4mm , 0C3643 2 Pipe fitting; for pilot burner , 0C3644 2 Pilot burner , 0C3645 2 Double cone; øi = 7mm , 0C3646 2 Pipe fitting; m11x1; h=11mm , 0C3647 1 Pipe; ant.pilot , 0C3648 1 Pipe; post.pilot</p>	



Modular Cooking service kits




Code	Spare Part Description	Picture
OK5022	<p>Thermostat with switch kit Code Qt. Description</p> <p>0A2134 1 Switch; 4-p , 0A2205 1 Bracket , OKT880 1 Thermostat 50-300</p>	
OC9409	<p>Pasta Cooker Push button cover kit Code Qt. Description</p> <p>OC9407 1 Push button cover , OC9408 1 Washer; for piezoelectric igniter</p>	
005011	<p>Modular cooking Yellow pilot lamp assembly kit Code Qt. Description</p> <p>OC0249 1 Lamp , OC2182 1 Orange lamp cap , OC2183 1 O-ring; 3050 di 12,37 w 2,62 silicone , OC2184 1 Plaque</p>	
0G3785	<p>Modular cooking Pilot Burner kit Code Qt. Description</p> <p>0G3101 1 Pilot burner ; ass. , 0G3102 1 Washer , 0G3113 1 Lid , 0G6759 1 Spacer plate</p>	
0G8096	<p>Induction Kit Foucault Code Qt. Description</p> <p>OCA933 1 Communication cable; foucault 2, OCB665 1 Induction generator, OG2884 1 Lamp holder , OG6324 2 Pilot lamp; led; 12v , OG7494 1 Cable; 2x pilot lamp-generator 1+2 , OG7495 1 Cable; 2x pilot lamp-generator 3+4 , OG7497 1 Cable; x0-generator 5+6 , OG7879 1 Cable; 2xpoti-generator 1+2, OG7880 1 Cable; 2xpoti-generator 3+4, OG8091 1 Connector holder, OG9233 2 Kit potentiometer foucault induction, OKI364 1 Lamp holder; green</p>	
0G2978	<p>Modular cooking Switch with Thermostat kit Code Qt. Description</p> <p>0A2134 1 Switch; 4-p , 0A2205 1 Bracket , OG9104 1 Thermostat</p>	
0H6432	<p>Valve kit Code Qt. Description</p> <p>OG4783 1 Valve; upper part 3/4" , OK1507 1 Ring</p>	

Oven service kits

Code	Spare Part Description	Picture
0C5374	<p>Boiler Assembly Kit For electric 6 and 10 1/1 combi steamers AOS Levels A and B - ALL BRANDS</p> <p>Code Qt. Description</p> <p>002692 1 Cap; descaling load in the boiler , 002874 1 O-ring; øi=31,34x3,53 mm , 0C4109 1 Boiler insulation; elt aosq 6 - 10 , 0C4139 1 Boiler; assy;aosq 6-10 , 0C4821 1 Flange , 0C5312 4 Plain washer id ø 5,3mm ed ø 15mm, 0C5385 1 Hose clamp; dn 16x8 , 0C7016 1 Gasket; øe=74mm; øi=17mm; h=12,5mm , 0C7119 1 Screw; m5x14 , 0C9201 1 Clamp; 37-40mm , 0Q0010 1 Nut; m5x4 set 5 pz</p>	
0C5376	<p>Boiler Assembly Kit For electric 20 2/1 combi steamers AOS Levels A and B - ALL BRANDS</p> <p>Code Qt. Description</p> <p>002692 1 Cap; descaling load in the boiler , 0C3128 1 O-ring; 153-viton 49.2*3.53 , 0C4142 1 Flange; for boiler , 0C4349 1 Boiler; assy; aos-q 20 2/1 elt. , 0C4350 1 Boiler insulation; kit; aos q 202 elt , 0C5312 3 Plain washer id ø 5,3mm ed ø 15mm, 0C5333 3 Washer; dia.6,4 , 0C5385 1 Hose clamp; dn 16x8 , 0C7016 1 Gasket; øe=74mm; øi=17mm; h=12,5mm , 0C9201 1 Clamp; 37-40mm , 0L0146 4 Washer , 0Q0010 1 Nut; m5x4 set 5 pz , 0TH073 5 Nut; hex m6x5</p>	







Oven service kits

Code	Spare Part Description	Picture
0C5344	<p>Electric Boiler Assembly Kit For electric 10 GN 1/1 & 2/1 Combi Steamers. Models: FCV/E 10 1/1 and 2/1 level 3, 4 and 6 Zanussi, Electrolux Professional, Alpeninox + version JPN and USA; FCS/E 10 1/1 and 2/1 standard and version JPN, 5712-3 (Juno for JPN)</p> <p>Code Qt. Description</p> <p>002692 1 Cap; descaling load in the boiler , 002874 1 O-ring; øi=31,34x3,53 mm , 003945 1 Steam generator , 005381 1 Flange , 006714 1 Insulator , 048126 1 Clip; 13-20 , 0C4919 1 Insulating panel; rear; boiler fcv/e 10 , 0C4921 1 Insulating panel; front; boiler fcv/e10 , 0C5311 3 Screw; m5x14 , 0C5312 6 Plain washer id ø 5,3mm ed ø 15mm, 0C7016 1 Gasket; øe=74mm; øi=17mm; h=12,5mm , 0C9201 1 Clamp; 37-40mm , 0Q0008 1 Knurled washer; dia.5,3; set 6pcs , 0Q0010 1 Nut; m5x4 set 5 pz</p>	
0C5335	<p>Gas Boiler Assembly Kit For 10GN 1/1 & 2/1 GAS Combi Steamers Models: FCV/G 10+20 GN 1/1 and 2/1 level 3, 4 and 6 Zanussi, Electrolux Professional, Alpeninox and versions JPN 50/60Hz (Zanussi + Electrolux Professional); FCS/G 10+20 1/1 and 2/1, 5712-2... and 5714-2...</p> <p>Code Qt. Description</p> <p>002631 1 Boiler , 002692 1 Cap; descaling load in the boiler , 002706 1 Insulating gasket; boiler burner box , 002874 1 O-ring; øi=31,34x3,53 mm , 005381 1 Flange , 006598 1 Gasket , 006599 1 Gasket , 048126 1 Clip; 13-20 , 0C5311 3 Screw; m5x14 , 0C5312 6 Plain washer id ø 5,3mm ed ø 15mm, 0C7016 1 Gasket; øe=74mm; øi=17mm; h=12,5mm , 0C9201 1 Clamp; 37-40mm , 0Q0008 1 Knurled washer; dia.5,3; set 6pcs , 0Q0010 1 Nut; m5x4 set 5 pz</p>	
0C5342	<p>Temperature Probe Kit For out-of-production electronic combi steamers. Models: FCV/G-E from 6 to 20 2/1, FCS..., 5711..., 5712..., 5714..., 5717..., all levels and brands</p> <p>Code Qt. Description</p> <p>002615 1 Temperature probe , 002700 1 Washer , 002701 1 Insulator , 0C3641 1 Gasket</p>	








Oven service kits

Code	Spare Part Description	Picture
OC5381	<p>Boiler Heating Element Kit 9kW, 400V For electric 6 1/1 combi steamers AOS Ovens Levels A and B - All brands</p> <p>Code Qt. Description</p> <p>007029 1 O-ring; ϕi=56,52x5,34mm , 007030 1 Heating element; 9kw 400v , 0Q0006 1 Female faston; 6,3x0,8 set 12pz; blu , 0Q0008 1 Knurled washer; dia.5,3; set 6pcs , 0Q0010 1 Nut; m5x4 set 5 pz</p>	
OC5384	<p>Boiler Heating Element Kit 17kW, 400V For electric 10 1/1 combi steamers AOS Ovens Levels A and B - All brands</p> <p>Code Qt. Description</p> <p>007029 1 O-ring; ϕi=56,52x5,34mm , 007076 1 Heating element; 17kw 400v , 0Q0004 1 Small item for kit Oc5384</p>	
OC5382	<p>Boiler Heating Element Kit 9kW, 230V For electric 6 1/1 combi steamers AOS Ovens Levels A and B - All brands</p> <p>Code Qt. Description</p> <p>007029 1 O-ring; ϕi=56,52x5,34mm , 007032 1 Heating element; 9kw 230v , 0Q0006 1 Female faston; 6,3x0,8 set 12pz; blu , 0Q0008 1 Knurled washer; dia.5,3; set 6pcs , 0Q0010 1 Nut; m5x4 set 5 pz</p>	
OC5336	<p>Boiler Heating Element Kit 7kW, 230V For old electronic combi steamers. Models: FCV/E 10 1/1 (Zanussi/Electrolux Professional/Alpeninox) + FCV/E 10 1/1 ACTIVE + FCS/E101/1 lev. 4 and PLUS and models to Norway and South America + CS10/20-2-3-4.</p> <p>Code Qt. Description</p> <p>058995 1 Heating element; 17kw 230v , 0L4798 1 Gasket or 48.17x5.33 silicone, 0Q0000 1 Small item for Oc5336</p>	



Oven service kits






Code	Spare Part Description	Picture
0C5337	<p>Boiler Heating Element Kit 24kW,400V For old electronic combi steamers. Models: FCV/E 10 2/1 and 20 1/1 and 2/1 (Zanussi/Electrolux Professional/Alpeninox) + 5754-3-8/10 + 5717-3-7/8/10 + 5714-3-7/8/10.</p> <p>Code Qt. Description</p> <p>002751 1 Heating element; 24kw-400v , 0L4798 1 Gasket or 48.17x5.33 silicone, 0Q0003 1 Small item for code 0c5337</p>	
0C5383	<p>Boiler Heating Element Kit 24kW, 400V For electric 10 2/1 + 20 1/1 + 20 2/1 combi steamers AOS Levels A and B - ALL BRANDS</p> <p>Code Qt. Description</p> <p>007029 1 O-ring; øi=56,52x5,34mm , 007101 1 Heating element; 24kw 400v , 0Q0006 1 Female faston; 6,3x0,8 set 12pz; blu , 0Q0008 1 Knurled washer; dia.5,3; set 6pcs , 0Q0010 1 Nut; m5x4 set 5 pz</p>	
0C5362	<p>Cooking Chamber Heating Element Kit 3.2kW, 400V For electric 6 1/1 combi steamers AOS Ovens Levels A and B - All brands</p> <p>Code Qt. Description</p> <p>002689 1 Heating element gasket , 0C6500 1 Heating element; 400v-3200w , 0Q0009 1 Female faston with screw</p>	
0C5365	<p>Cooking Chamber Heating Element Kit 8kW, 400V For electric 10 2/1 and 20 2/1 combi steamers AOS Ovens Levels A+B+C - All brands</p> <p>Code Qt. Description</p> <p>002689 1 Heating element gasket , 0C6502 1 Heating element; 400v-8000w , 0Q0009 1 Female faston with screw</p>	
0C5363	<p>Cooking Chamber Heating Element Kit 3.2kW, 230V For electric 6 1/1 combi steamers AOS Ovens Levels A+B+C - All brands</p> <p>Code Qt. Description</p> <p>002689 1 Heating element gasket , 0C7051 1 Heating element; 230v-3200w , 0Q0009 1 Female faston with screw</p>	



Spare Part Kits Catalogue






Service Kits

Oven service kits

Code	Spare Part Description	Picture
0C5364	<p>Cooking Chamber Heating Element Kit 5.67kW, 400V For electric 10 1/1 and 20 1/1 combi steamers AOS Ovens Levels A+B+C All brands</p> <p>Code Qt. Description</p> <p>002689 1 Heating element gasket , 0C6501 1 Heating element; 400v-5670w , 0Q0009 1 Female faston with screw</p>	
0C5334	<p>Cooking Chamber Lamp Kit For AOS ovens</p> <p>Code Qt. Description</p> <p>002626 1 Lamp holder gasket , 0C5451 1 Lamp holder gasket , 0CB661 1 Halogen lamp</p>	
0C5340	<p>Inspection Glass Kit For gas equipment. Models: old R701, MD700, H900, HD900 and N900 modular cooking ranges, P1000 range, old electromechanical Combi Steamers and Convection ovens, old Electronic combi steamers and FCS, old washing machines (LB8, ...) and old equipment by PCM.</p> <p>Code Qt. Description</p> <p>057382 1 Frame , 057400 1 Inspection glass , 057402 1 Gasket; for inspection glass , 0C5314 2 Screw; 4,2x13 , 0TH043 2 Washer; toothed est 4,3</p>	
0C5367	<p>Wash Manifold Assembly Kit For gas and electric 10 2/1 combi steamers AOS Ovens - All brands</p> <p>Code Qt. Description</p> <p>0C1117 2 Nonreturn valve , 0C4198 2 Rubber holder; g1/4" dia 4 mm , 0C4294 1 Manifold; assy; aosq 102 , 0C7120 2 Clamp</p>	
0C5369	<p>Wash Manifold Assembly Kit For electric 20 2/1 combi steamers AOS Ovens - All brands</p> <p>Code Qt. Description</p> <p>0C1117 2 Nonreturn valve , 0C4198 2 Rubber holder; g1/4" dia 4 mm , 0C4322 1 Manifold; aosq 202e , 0C7120 2 Clamp</p>	



Oven service kits


Code	Spare Part Description	Picture
0C5366	<p>Wash Manifold Assembly Kit For gas and electric 6 1/1 and 10 1/1 combi steamers AOS Ovens - All brands</p> <p>Code Qt. Description</p> <p>0C1117 2 Nonreturn valve , 0C4198 2 Rubber holder; g1/4" dia 4 mm , 0C4246 1 Wash manifold assy; aosq 061-101 , 0C7120 2 Clamp</p>	
0C5368	<p>Wash Manifold Assembly Kit For gas and electric 20 1/1 combi steamers AOS Ovens - All brands</p> <p>Code Qt. Description</p> <p>0C1117 2 Nonreturn valve , 0C4198 2 Rubber holder; g1/4" dia 4 mm , 0C4312 1 Manifold; assy; aosq 201 , 0C7120 2 Clamp</p>	
0C5379	<p>Boiler Water Level Probes Kit For electric 10 2/1 and 20 1/1 combi steamers AOS Ovens Levels A and B - ALL BRANDS)</p> <p>Code Qt. Description</p> <p>003878 2 Level probe; 100 mm , 055347 1 Spacer; h=11,5mm , 0C3678 1 Shielded cable probe l=600mm</p>	
0C5343	<p>Boiler Water Level Probes Kit For old electronic combi steamers. Models: FCS/G 10 1/1 and 2/1 lev. 3/4/6 (Zanussi, Electrolux Professional, Alpeninox) + FCS/G 10 1/1 and 2/1 Lev. 3 USA + Lev. 4 STD+ JAP. and ACTIVE PLUS + Juno ovens 5712/4/7-2-8/10.</p> <p>Code Qt. Description</p> <p>002632 2 Water level probe; l=74 , 002633 1 Spacer; øe=8mm; l=14mm , 0K8371 1 Bracket , 0Q0008 1 Knurled washer; dia.5,3; set 6pcs , 0Q0010 1 Nut; m5x4 set 5 pz , 0Q0012 4 Washer; dia.5mm; set 3pcs</p>	
0CB788	<p>PUMP;KIT; 230V/50HZ 240V/60HZ UL For all AOS Ovens.</p> <p>Code Qt. List of contents</p> <p>0CA112 1 Pump;230V/50Hz 240V/60Hz UL;Cleaning Sy 0CA348 1 Rubber Holder; ø5-1/8" with O-Ring 005382 1 Grommet; dia.22 0C3473 1 Cable Grommet; Dia 16 0C2309 0.160mt Tube; by Meter</p>	





Spare Part Kits Catalogue

Service Kits




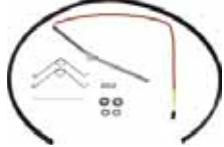
Oven service kits

Code	Spare Part Description	Picture
0C5293	<p>Cleaning System Wash Arm Connection Kit For all the AOS and the old ovens with the cleaning system (all brands).</p> <p>Code Qt. Description</p> <p>061303 1 Ring , 0C4467 1 Bushing; fcs 6 , 0C5103 1 Guide , 0C6421 1 Spring ring</p>	
0CA757	<p>AOS A/B Door closing assembly kit Code Qt. Description</p> <p>0CA733 1 Door closing assy; 6-10 , 0CA756 1 Nut; m8; h=6,5mm</p>	
0C6465	<p>AOS A/B Lambda probe kit Code Qt. Description</p> <p>006995 1 Lambda probe , 050670 1 Nut; m20x1,5 , 050682 1 Double cone; øi=12mm</p>	
0C8755	<p>Convection oven timer kit Code Qt. Description</p> <p>0C8731 1 Timer; 230v 50-60hz; 120 min , 0C8734 2 Screw; m4x6 , 0CA260 1 Fixing angle</p>	
0C6400	<p>AOS A/B transformer kit Code Qt. Description</p> <p>0C6882 1 Connector; 3 pole; mstb 2,5/3 -st-5,08 , 0C6883 1 Connector; 4 pole; 2,5/7-st 5,08 , 0C9557 1 Transformer; 100va 230/10-24v 50-50va</p>	
0C9499	<p>AOS drain hose kit Code Qt. Description</p> <p>0HB426 1 Oven drain hose , 0S1364 1 Union elbow; 1"1/4 m/f; aisi 316</p>	
0CK072	<p>AOS graphite kit Code Qt. Description</p> <p>0CK762 1 Washer , 0CK764 2 O-ring</p>	

Refrigeration service kits

Code	Spare Part Description	Picture
094622	Blast Chiller fan kit Code Qt. Description 094620 1 Capacitor; 3¼f 400v; w/cabel , 094621 1 Fan; 169445 fn035-4ea.0f.a7p3	
095223	Blast Chiller evaporator kit Code Qt. Description 095221 1 Tube, 095222 1 Evaporator	

Speedelight/EazyPanini service kits








Code	Spare Part Description	Picture
OCB089	Speedelight/EazyPanini choke cover kit Code Qt. Description OC8165 2 List; lateral , OC8166 2 List; transversal; l=34,5 cm, OCB066 1 Red silicon 736; 90 ml cartridge, OCB076 1 Rivets; set 14pcs	
OD6221	Speedelight/EazyPanini glass kit Code Qt. Description OC8177 1 Glass with white silicone joint , OC8178 1 Instruction foil for glass kit , OCB051 1 Red silicon 736; 300 ml cartridge	
OD6818	Speedelight/EazyPanini Shock absorber kit Code Qt. Description OC8117 2 Ball pivot , OC8223 1 Instruction foil , OC8226 1 Gas spring	
OD6825	Speedelight/EazyPanini probe kit Code Qt. Description OC3523 1 Clamp; 2,6x92 nylon; white , OC8133 2 Washer; 7x20x2 , OC8134 1 Gaine thermo deray; 1pcs=1meter , OCA941 2 Spring, OD6775 1 Probe , OD6777 1 Spring; speedelight , OTH040 2 Washer; 8,4x15,6	



Spare Part Kits Catalogue


Service Kits

Speedelight/EazyPanini service kits




Code	Spare Part Description	Picture
OD7032	Speedelight/EazyPanini probe kit Code Qt. Description 0C8134 1 Gaine thermo deray; 1pcs=1meter , 0C8141 1 Probe , 0C8146 2 Screw; m4x8	
OD6859	Speedelight/EazyPanini transformer kit Code Qt. Description 0C8151 1 Multiplicator tyco , 0C8152 1 Clip , 0C8153 1 Transformer; 400v; assy	
OD6781	Speedelight/EazyPanini cooking chamber kit Code Qt. Description 0C3523 2 Clamp; 2,6x92 nylon; white , 0C8147 1 Grill anti leak , 0C9160 1 Combustion chamber	
OC8560	Speedelight/EazyPanini lock bolt upper plate kit Code Qt. Description 0C8121 1 Screw for knob , 0C8122 1 Black knob , 0C8510 1 Catch , 0C8556 1 Screw; m4x14 , 0C8557 1 Screw; m6x10 , 0C9483 3 Spacer	
OD6842	Speedelight/EazyPanini front magnetron kit Code Qt. Description 0C8271 1 Magnetron; front; assy , 0D6835 1 Fan; radial 230v hspp	
OD6840	Speedelight/EazyPanini rear magnetron kit Code Qt. Description 0C8272 1 Magnetron; rear; assy , 0D6835 1 Fan; radial 230v hspp	
OD6816	Speedelight/EazyPanini spiral irons springs kit Code Qt. Description 0C8221 8 Nut; m8 , 0C8223 1 Instruction foil , 0C8379 2 Screw; m8x60 , 0C8380 2 Screw; m4x20 , 0C8381 2 Traction spring , 0C8382 2 Spring stopping	



Speedelight/EazyPanini service kits



Code	Spare Part Description	Picture
OCB410	Speedelight/EazyPanini choke cover kit Code Qt. Description OC8166 4 List; transversal; l=34,5 cm, OCB066 1 Red silicon 736; 90 ml cartridge, OCB076 1 Rivets; set 14pcs	
OD7030	Speedelight/EazyPanini Transformer 230V kit Code Qt. Description OC8151 1 Multiplicator tyco , OC8152 1 Clip , OC8154 1 Transformer; 230v; assy	

Dishwashing maintenance kits

Code	Spare Part Description	Picture
<p>OL4325</p>	<p>HT8; every 12 month HT8 - All Models except integrated Det/RinseAid/Delime Pumps The suggested frequency of substitution is once a year according to an average duty cycle of about 25.000 cycles per year. The frequency may increase or decrease depending on the higher or lower number of washing cycles and on the daily care assured by the user in cleaning, descaling and operating the unit.</p> <p>Code Qt. Description</p> <p>049460 1 O-ring; ϕi=53,65mm; ϕe=58,89mm , 049480 1 Ring nut; for air gap , 0L2359 1 O-ring; ϕi=32,99x2,62 mm , 0L5077 1 Rubber hose detergent, 0L5079 1 Rubber hose</p>	
<p>OL4326</p>	<p>HT8; every 36 month HT8 - All Models except integrated Det / Rinse Aid / Delime Pumps</p> <p>The suggested frequency of substitution is the third, the sixth, the ninth year according to an average duty cycle of about 25.000 cycles per year. The frequency may increase or decrease depending on the higher or lower number of washing cycles and on the daily care assured by the user in cleaning, descaling and operating the unit.</p> <p>Code Qt. Description</p> <p>049460 1 O-ring; ϕi=53,65mm; ϕe=58,89mm , 049480 1 Ring nut; for air gap , 049828 1 Gasket, 049894 1 O-ring; ϕi=110x4 mm , 0L2303 2 O-ring; dia.9,25x1,78 , 0L2359 1 O-ring; ϕi=32,99x2,62 mm , 0L2874 2 Ntc probe , 0L5076 1 Rubber hose, 0S2787 1 Peristaltic pump for rinse</p>	
<p>OL4327</p>	<p>HT8G; every 12 month HT8G - Models with Integrated Detergent/Rinse Aid/Delime Pumps. The suggested frequency of substitution is once a year according to an average duty cycle of about 25.000 cycles per year. The frequency may increase or decrease depending on the higher or lower number of washing cycles and on the daily care assured by the user in cleaning, descaling and operating the unit.</p> <p>Code Qt. Description</p> <p>049460 1 O-ring; ϕi=53,65mm; ϕe=58,89mm , 049480 1 Ring nut; for air gap , 0L2359 1 O-ring; ϕi=32,99x2,62 mm , 0L5076 1 Rubber hose, 0L5078 1 Rubber hose rinse</p>	






Dishwashing maintenance kits

Code	Spare Part Description	Picture
OL4328	<p>HT8G; every 36 month HT8G - Models with Integrated Detergent/Rinse Aid/Delime Pumps. The suggested frequency of substitution is the third, the sixth, the ninth year according to an average duty cycle of about 25.000 cycles per year. The frequency may increase or decrease depending on the higher or lower number of washing cycles and on the daily care assured by the user in cleaning, descaling and operating the unit.</p> <p>Code Qt. Description</p> <p>049460 1 O-ring; $\phi_i=53,65\text{mm}$; $\phi_e=58,89\text{mm}$, 049480 1 Ring nut; for air gap , 049828 1 Gasket, 049894 1 O-ring; $\phi_i=110 \times 4$ mm , 0L2303 2 O-ring; dia.9,25x1,78 , 0L2359 1 O-ring; $\phi_i=32,99 \times 2,62$ mm , 0L2729 1 Air valve , 0L2841 1 Drain hose , 0L2874 2 Ntc probe , 0L5076 1 Rubber hose, 0L5078 1 Rubber hose rinse, 0S2782 1 Peristaltic pump detergent; npg-0,1.03, 0S2787 1 Peristaltic pump for rinse</p>	
OL4436	<p>LS5/LS6; every 12 month - Full All Undercounters LS5 and LS6. The suggested frequency of substitution is once a year according to an average duty cycle of about 20.000 cycles per year. The frequency may increase or decrease depending on the higher or lower number of washing cycles and on the daily care assured by the user in cleaning, descaling and operating the unit. Additioned with airgab protection (code 0L2560+049480).</p> <p>Code Qt. Description</p> <p>046799 1 O-ring; for overflow pipe , 047473 4 O-ring; $\phi_i=14\text{mm}$; $\phi_e= 17,56\text{mm}$, 048531 1 Rubber hose; $\phi_i=12\text{mm}$; $\phi_e=19,5\text{mm}$; by meter , 049460 1 O-ring; $\phi_i=53,65\text{mm}$; $\phi_e=58,89\text{mm}$, 049480 1 Ring nut; for air gap , 049828 1 Gasket, 049878 1 Hose , 049894 1 O-ring; $\phi_i=110 \times 4$ mm , 068642 1 O-ring; $\phi_i=15,54 \times 2,62$, 0L0021 1 Gasket; l=592mm , 0L2560 1 Protection , 0L4552 1 Flexible drain water hose; 1/2"ff; polypropylene; straight + 90° junctions; 1600mm, 0L4798 1 Gasket or 48.17x5.33 silicone, 0L5076 1 Rubber hose, 0L5078 1 Rubber hose rinse</p>	






Dishwashing maintenance kits

Code	Spare Part Description	Picture
OL4437	<p>LS5/LS6; every 12 month - Standard All Undercounters LS5 and LS6. The suggested frequency of substitution is once a year according to an average duty cycle of about 20.000 cycles per year. The frequency may increase or decrease depending on the higher or lower number of washing cycles and on the daily care assured by the user in cleaning, descaling and operating the unit. Standard kit without airgab protection.</p> <p>Code Qt. Description</p> <p>046799 1 O-ring; for overflow pipe , 047473 4 O-ring; ϕi=14mm; ϕe= 17,56mm , 048531 1 Rubber hose; ϕi=12mm;ϕe=19,5mm;by meter , 049460 1 O-ring; ϕi=53,65mm; ϕe=58,89mm , 049828 1 Gasket, 049878 1 Hose , 049894 1 O-ring; ϕi=110x4 mm , 068642 1 O-ring; ϕi=15,54x2,62 , 0L0021 1 Gasket; l=592mm , 0L4552 1 Flexible drain water hose; 1/2"ff; polypropylene; straight + 90° junctions; 1600mm, 0L4798 1 Gasket or 48.17x5.33 silicone, 0L5076 1 Rubber hose, 0L5078 1 Rubber hose rinse</p>	
OL4438	<p>LS5/LS6; every 12 month - Basic All Undercounters LS5 The suggested frequency of substitution is once a year according to an average duty cycle of about 20.000 cycles per year. The frequency may increase or decrease depending on the higher or lower number of washing cycles and on the daily care assured by the user in cleaning, descaling and operating the unit. Minimum requirements.</p> <p>Code Qt. Description</p> <p>046799 1 O-ring; for overflow pipe , 047473 4 O-ring; ϕi=14mm; ϕe= 17,56mm , 049460 1 O-ring; ϕi=53,65mm; ϕe=58,89mm , 049828 1 Gasket, 049894 1 O-ring; ϕi=110x4 mm , 068642 1 O-ring; ϕi=15,54x2,62 , 0L5076 1 Rubber hose, 0L5078 1 Rubber hose rinse</p>	
OL4684	<p>Undercounter/utensils washers chemical hose kit For all Rack Type SINGLE RINSE models and undercounter/utensils washer.</p> <p>Code Qt. Description</p> <p>0L0481 1 Tube; l=2660 mm; ϕe=6 mm; blu , 0L1163 1 Hose; ϕi=4,3mm; ϕe=6mm; l=2660mm; grey , 0L5076 1 Rubber hose, 0L5078 1 Rubber hose rinse</p>	




Dishwashing maintenance kits

Code	Spare Part Description	Picture
OL4778	<p>DW SRT YEAR 1-KIT Single rinse Rack Type all models; every 12 months. The suggested frequency of substitution is every year according to an average duty cycle of about 150.000 racks processed per year. The frequency may increase or decrease depending on the higher or lower number of processed racks and on the daily care assured by the user in cleaning, descaling and operaing the unit.</p> <p>Code Qt. Description OL3932 2 Sealing ring, OL4797 1 Gasket or 57.99x5.33 silicone, OL5196 2 O-ring</p>	
OL4779	<p>DW SRT YEAR 2-KIT Single rinse Rack Type all models; every 12 months. The suggested frequency of substitution is every year according to an average duty cycle of about 150.000 racks processed per year. The frequency may increase or decrease depending on the higher or lower number of processed racks and on the daily care assured by the user in cleaning, descaling and operaing the unit.</p> <p>Code Qt. Description OL1275 1 Glide shoe; newrt , OL2174 8 Washer , OL2520 4 Roller , OL2521 4 Disc , OL2522 4 Snap ring , OL3932 2 Sealing ring, OL4797 1 Gasket or 57.99x5.33 silicone, OL5196 1 O-ring</p>	
OL4780	<p>DW SRT DRYER YEAR 2-KIT DRYER of Single rinse Rack Type all models; every 24 months. The suggested frequency of substitution is every year according to an average duty cycle of about 150.000 racks processed per year. The frequency may increase or decrease depending on the higher or lower number of processed racks and on the daily care assured by the user in cleaning, descaling and operaing the unit.</p> <p>Code Qt. Description OL2174 8 Washer , OL2520 4 Roller , OL2521 4 Disc , OL2522 4 Snap ring</p>	



Dishwashing maintenance kits

Code	Spare Part Description	Picture
<p>OL4685</p>	<p>LS5/LS6 all models; every 12 months. The suggested frequency of substitution is once a year according to an average duty cycle of about 20.000 cycles per year. The frequency may increase or decrease depending on the higher or lower number of washing cycles and on the daily care assured by the user in cleaning, descaling and operating the unit.</p> <p>Code Qt. Description</p> <p>047578 1 Clamp; 26-38 , 048126 1 Clip; 13-20 , 048845 1 Drain pump water hose; øi 18mm; pvc; 2100mm, 049460 1 O-ring; øi=53,65mm; øe=58,89mm , 049480 1 Ring nut; for air gap , 049643 2 Temperature probe , 049828 1 Gasket, OL0098 1 Air trap; boiler , OL0481 1 Tube; l=2660 mm; øe=6 mm; blu , OL1163 1 Hose; øi=4,3mm; øe=6mm; l=2660mm; grey , OL2303 2 O-ring; dia.9,25x1,78 , OL2666 1 Air gap , OL3447 1 Solenoid valve; 220/240v 50/60hz;5l/min. , OL5076 1 Rubber hose, OL5078 1 Rubber hose rinse</p>	
<p>OL4686</p>	<p>Front load utensils washer; every 12 months. The suggested frequency of substitution is once a year according to an average duty cycle of about 20.000 cycles per year. The frequency may increase or decrease depending on the higher or lower number of washing cycles and on the daily care assured by the user in cleaning, descaling and operating the unit.</p> <p>Code Qt. Description</p> <p>047578 1 Clamp; 26-38 , 048126 1 Clip; 13-20 , 048845 1 Drain pump water hose; øi 18mm; pvc; 2100mm, 049460 1 O-ring; øi=53,65mm; øe=58,89mm , 049480 1 Ring nut; for air gap , 049643 1 Temperature probe , 049828 1 Gasket, OL0098 1 Air trap; boiler , OL0481 1 Tube; l=2660 mm; øe=6 mm; blu , OL1163 1 Hose; øi=4,3mm; øe=6mm; l=2660mm; grey , OL2303 1 O-ring; dia.9,25x1,78 , OL2666 1 Air gap , OL3446 1 Solenoid valve; 1-way;220-240v 50-60 hz , OL5076 1 Rubber hose, OL5078 1 Rubber hose rinse</p>	



Dishwashing maintenance kits

Code	Spare Part Description	Picture
0L5081	<p>Dual rinse Rack Type 44"/66"/79"; every 12 month The suggested frequency of substitution is every year according to an average duty cycle of about 150.000 racks processed per year. The frequency may increase or decrease depending on the higher or lower number of processed racks and on the daily care assured by the user in cleaning, descaling and operaing the unit.</p> <p>Code Qt. Description</p> <p>0L3892 4 Snap ring, 0L3932 4 Sealing ring, 0L4797 1 Gasket or 57.99x5.33 silicone, 0L5196 4 O-ring</p>	
0L5082	<p>Dual rinse Rack Type 44"; every 24 month The suggested frequency of substitution is every two years according to an average duty cycle of about 150.000 racks processed per year. The frequency may increase or decrease depending on the higher or lower number of processed racks and on the daily care assured by the user in cleaning, descaling and operaing the unit.</p> <p>Code Qt. Description</p> <p>0L1275 1 Glide shoe; newrt , 0L2174 8 Washer , 0L2520 4 Roller , 0L2521 4 Disc , 0L2522 4 Snap ring , 0L3892 4 Snap ring, 0L3932 2 Sealing ring, 0L4797 1 Gasket or 57.99x5.33 silicone, 0L5196 4 O-ring</p>	
0L5083	<p>Dual rinse Rack Type 66"/79"; every 24 month The suggested frequency of substitution is every two years according to an average duty cycle of about 150.000 racks processed per year. The frequency may increase or decrease depending on the higher or lower number of processed racks and on the daily care assured by the user in cleaning, descaling and operaing the unit.</p> <p>Code Qt. Description</p> <p>0L1275 1 Glide shoe; newrt , 0L2174 16 Washer , 0L2520 8 Roller , 0L2521 8 Disc , 0L2522 8 Snap ring , 0L3892 4 Snap ring, 0L3932 4 Sealing ring, 0L4797 1 Gasket or 57.99x5.33 silicone, 0L5196 4 O-ring</p>	






Dishwashing maintenance kits

Code	Spare Part Description	Picture
0L5084	<p>Pre-Wash 22"/Pre-Wash 35" Multi and Dual Rinse Rack Type; every 12 months. The suggested frequency of substitution is every year according to an average duty cycle of about 150.000 racks processed per year. The frequency may increase or decrease depending on the higher or lower number of processed racks and on the daily care assured by the user in cleaning, descaling and operaing the unit.</p> <p>Code Qt. Description</p> <p>0L3892 2 Snap ring, 0L3932 2 Sealing ring</p>	
0L5085	<p>Pre-Wash 22"/Pre-Wash 35" Multi and Dual Rinse Rack Type; every 24 months. The suggested frequency of substitution is every two years according to an average duty cycle of about 150.000 racks processed per year. The frequency may increase or decrease depending on the higher or lower number of processed racks and on the daily care assured by the user in cleaning, descaling and operaing the unit.</p> <p>Code Qt. Description</p> <p>0L2174 8 Washer , 0L2520 4 Roller , 0L2521 4 Disc , 0L2522 4 Snap ring , 0L3892 2 Snap ring, 0L3932 2 Sealing ring</p>	
0L5086	<p>HAB/DRYER 22"/DRYER 35" Multi and Dual Rinse Rack Type; every 24 months. The suggested frequency of substitution is every two years according to an average duty cycle of about 150.000 racks processed per year. The frequency may increase or decrease depending on the higher or lower number of processed racks and on the daily care assured by the user in cleaning, descaling and operaing the unit.</p> <p>Code Qt. Description</p> <p>0L2174 8 Washer , 0L2520 4 Roller , 0L2521 4 Disc , 0L2522 4 Snap ring</p>	






Dishwashing maintenance kits

Code	Spare Part Description	Picture
OL5185	<p>HT8 - All Models; every 24 months. The suggested frequency of substitution is every two years according to an average duty cycle of about 25.000 cycles per year. The frequency may increase or decrease depending on the higher or lower number of washing cycles and on the daily care assured by the user in cleaning, descaling and operating the unit.</p> <p>Code Qt. Description</p> <p>047578 3 Clamp; 26-38 , 0L0481 1 Tube; l=2660 mm; øe=6 mm; blu , 0L1163 1 Hose; øi=4,3mm; øe=6mm; l=2660mm; grey , 0L2303 1 O-ring; dia.9,25x1,78 , 0L2729 1 Air valve , 0L2841 1 Drain hose , 0L2842 1 Drain hose , 0L2874 2 Ntc probe , 0L3450 1 Solenoid valve; 220 240v 50/60hz;5l/min. , 0L5044 1 Kit air-gap air-trap; ht, 0L5076 1 Rubber hose, 0L5078 1 Rubber hose rinse</p>	
OL5210	<p>Multi rinse Rack Type 100/150 R/H; every 12 month The suggested frequency of substitution is every year according to an average duty cycle of about 150.000 racks processed per year. The frequency may increase or decrease depending on the higher or lower number of processed racks and on the daily care assured by the user in cleaning, descaling and operaing the unit.</p> <p>Code Qt. Description</p> <p>0L1711 5 Plug; for wash arm , 0L2309 6 O-ring; dia.26,65x2,62 , 0L2359 4 O-ring; øi=32,99x2,62 mm , 0L3892 6 Snap ring, 0L3932 6 Sealing ring, 0L4797 3 Gasket or 57.99x5.33 silicone, 0L5196 6 O-ring, 0S2121 1 Detergent dispenser hose;6,25x10,65mm</p>	
OL5211	<p>Multi rinse Rack Type 200/250/300 R/H; every 12 month The suggested frequency of substitution is every year according to an average duty cycle of about 150.000 racks processed per year. The frequency may increase or decrease depending on the higher or lower number of processed racks and on the daily care assured by the user in cleaning, descaling and operaing the unit.</p> <p>Code Qt. Description</p> <p>0L1711 10 Plug; for wash arm , 0L2309 12 O-ring; dia.26,65x2,62 , 0L2359 8 O-ring; øi=32,99x2,62 mm , 0L3892 12 Snap ring, 0L3932 12 Sealing ring, 0L4797 6 Gasket or 57.99x5.33 silicone, 0L5196 12 O-ring, 0S2121 1 Detergent dispenser hose;6,25x10,65mm</p>	




Dishwashing maintenance kits

Code	Spare Part Description	Picture
<p>OL5212</p>	<p>Multi rinse Rack Type 100/150 R/H; every 24 month The suggested frequency of substitution is every year according to an average duty cycle of about 150.000 racks processed per year. The frequency may increase or decrease depending on the higher or lower number of processed racks and on the daily care assured by the user in cleaning, descaling and operaing the unit.</p> <p>Code Qt. Description</p> <p>OL1275 1 Glide shoe; newrt , OL2174 24 Washer , OL2520 12 Roller , OL2521 12 Disc , OL2522 12 Snap ring , OL3892 6 Snap ring, OL3932 6 Sealing ring, OL4797 1 Gasket or 57.99x5.33 silicone, OL5196 4 O-ring, OS2121 1 Detergent dispenser hose;6,25x10,65mm</p>	
<p>OL5213</p>	<p>Multi rinse Rack Type 200 R/H; every 24 month The suggested frequency of substitution is every year according to an average duty cycle of about 150.000 racks processed per year. The frequency may increase or decrease depending on the higher or lower number of processed racks and on the daily care assured by the user in cleaning, descaling and operaing the unit.</p> <p>Code Qt. Description</p> <p>OL1275 1 Glide shoe; newrt , OL2174 32 Washer , OL2520 16 Roller , OL2521 16 Disc , OL2522 16 Snap ring , OL3892 8 Snap ring, OL3932 8 Sealing ring, OL4797 1 Gasket or 57.99x5.33 silicone, OL5196 4 O-ring, OS2121 1 Detergent dispenser hose;6,25x10,65mm</p>	
<p>OL5214</p>	<p>Multi rinse Rack Type 250 R/H; every 24 month The suggested frequency of substitution is every year according to an average duty cycle of about 1500.000 racks processed per year. The frequency may increase or decrease depending on the higher or lower number of processed racks and on the daily care assured by the user in cleaning, descaling and operaing the unit.</p> <p>Code Qt. Description</p> <p>OL1275 1 Glide shoe; newrt , OL2174 40 Washer , OL2520 20 Roller , OL2521 20 Disc , OL2522 20 Snap ring , OL3892 8 Snap ring, OL3932 8 Sealing ring, OL4797 2 Gasket or 57.99x5.33 silicone, OL5196 8 O-ring, OS2121 1 Detergent dispenser hose;6,25x10,65mm</p>	



Dishwashing maintenance kits



Code	Spare Part Description	Picture
0L5215	<p>Multi rinse Rack Type 300 R/H; every 24 month The suggested frequency of substitution is every year according to an average duty cycle of about 150.000 racks processed per year. The frequency may increase or decrease depending on the higher or lower number of processed racks and on the daily care assured by the user in cleaning, descaling and operating the unit.</p> <p>Code Qt. Description</p> <p>0L1275 1 Glide shoe; newrt , 0L2174 48 Washer , 0L2520 24 Roller , 0L2521 24 Disc , 0L2522 24 Snap ring , 0L3892 8 Snap ring, 0L3932 8 Sealing ring, 0L4797 2 Gasket or 57.99x5.33 silicone, 0L5196 8 O-ring, 0S2121 1 Detergent dispenser hose;6,25x10,65mm</p>	
0L5454	<p>NeoBlue Touch PPM kit peristaltic pump hoses Code Qt. Description</p> <p>0L5450 1 Rubber hose; for detergent, 0L5451 1 Rubber hose; for rinse, 0L5452 4 Blue rubber hose; by meter, 0L5453 1 Transparent rubber hose; l=4m</p>	
0L5383	<p>NeoBlue Touch PPM kit (w. drain pump) Code Qt. Description</p> <p>046799 1 O-ring; for overflow pipe , 068642 2 O-ring; øi=15,54x2,62 , 0L0751 1 Gasket; 1pc=1000mm , 0L4798 1 Gasket or 48.17x5.33 silicone, 0L5368 1 Rinse pipe, 0L5369 1 Pipe; for drain pump, 0L5370 1 Gasket</p>	
0L5384	<p>NeoBlue Touch PPM kit (w/o drain pump) Code Qt. Description</p> <p>046799 1 O-ring; for overflow pipe , 068642 2 O-ring; øi=15,54x2,62 , 0L0751 1 Gasket; 1pc=1000mm , 0L4552 1 Flexible drain water hose; 1/2"ff; polypropylene; straight + 90° junctions; 1600mm, 0L4798 1 Gasket or 48.17x5.33 silicone, 0L5368 1 Rinse pipe, 0L5370 1 Gasket</p>	



Dishwashing maintenance kits




Code	Spare Part Description	Picture
OS3131	<p>Code Qt. Description</p> <p>049460 1 O-ring; ϕi=53,65mm; ϕe=58,89mm , 049480 1 Ring nut; for air gap , 049627 1 Magnet , 049828 1 Gasket, 0L2359 1 O-ring; ϕi=32,99x2,62 mm , 0L2666 1 Air gap , 0L2841 1 Drain hose , 0L2849 1 Air trap , 0L3450 1 Solenoid valve; 220 240v 50/60hz;5l/min. , 0L5076 1 Rubber hose</p>	
OS3132	<p>Code Qt. Description</p> <p>046799 1 O-ring; for overflow pipe , 049460 1 O-ring; ϕi=53,65mm; ϕe=58,89mm , 049480 1 Ring nut; for air gap , 049828 1 Gasket, 049878 1 Hose , 0L0098 1 Air trap; boiler , 0L2666 1 Air gap , 0L3440 1 Solenoid valve; 220 240v 50hz; 20l/min , 0L5076 1 Rubber hose</p>	
OS3133	<p>Code Qt. Description</p> <p>0L1711 5 Plug; for wash arm , 0L2309 6 O-ring; dia.26,65x2,62 , 0L2359 2 O-ring; ϕi=32,99x2,62 mm , 0L5196 6 O-ring</p>	

Modular Cooking maintenance kits

Code	Spare Part Description	Picture
OCB450	<p>Gas Pasta cooker E700 - 24,5lt; every 12 month The suggested frequency of substitution is every year according to an average duty cycle of about 3 services/day (breakfast/lunch/dinner) 350 days/year. The frequency may increase or decrease depending on the heavier or lighter duty cycle and on the daily care assured by the user in cleaning, descaling and operating the unit.</p> <p>Code Qt. Description</p> <p>049888 1 Hose clamp , 052125 2 Union screw for the connection of pipe ø 4mm; thread m10x1, 052127 1 Olive for pipe (double cone) ø 4mm, 052610 1 Spark plug; dia 6x44 mm , 053665 1 Double cone; diam.=4mm , 054032 1 Pilot burner , 054037 1 Pilot burner nozzle; n°25.2; gn , 054038 1 Pilot nozzle; g45; 2xø=0,45; town gas , 054286 1 Pilot burner nozzle; dia 0,25 gpl , 0C3162 1 Interrupted thermocouple; orkly 16400-35 , 0C6171 1 Washer; silicone , 0C8993 1 Lock nut; 3/8"; sp.6mm , 0C9240 1 Piezoelectric igniter , 0C9635 1 Ball valve; 3/8"</p>	
OCB451	<p>Gas Pasta cooker E700 - 24,5lt; every 36 month The suggested frequency of substitution is every three years according to an average duty cycle of about 3 services/day (breakfast/lunch/dinner) 350 days/year. The frequency may increase or decrease depending on the heavier or lighter duty cycle and on the daily care assured by the user in cleaning, descaling and operating the unit. The 3rd year maintenance Kit includes all the parts contained into the yearly maintenance Kit.</p> <p>Code Qt. Description</p> <p>049888 1 Hose clamp , 052125 2 Union screw for the connection of pipe ø 4mm; thread m10x1, 052127 1 Olive for pipe (double cone) ø 4mm, 052610 1 Spark plug; dia 6x44 mm , 053665 1 Double cone; diam.=4mm , 054032 1 Pilot burner , 054037 1 Pilot burner nozzle; n°25.2; gn , 054038 1 Pilot nozzle; g45; 2xø=0,45; town gas , 054286 1 Pilot burner nozzle; dia 0,25 gpl , 0C3162 1 Interrupted thermocouple; orkly 16400-35 , 0C6171 1 Washer; silicone , 0C7133 1 Overflow pipe; l=510mm, 0C8993 1 Lock nut; 3/8"; sp.6mm , 0C9240 1 Piezoelectric igniter , 0C9635 1 Ball valve; 3/8" , 0L2728 2 Clamp; 25-40 9mm inox</p>	





Modular Cooking maintenance kits

Code	Spare Part Description	Picture
OCB452	<p>Electric Pasta cooker E700 - 24,5lt; every 12 months The suggested frequency of substitution is every year according to an average duty cycle of about 3 services/day (breakfast/lunch/dinner) 350 days/year. The frequency may increase or decrease depending on the heavier or lighter duty cycle and on the daily care assured by the user in cleaning, descaling and operating the unit.</p> <p>Code Qt. Description</p> <p>005010 1 Green pilot lamp assy; round; 230v , 049888 1 Hose clamp , 0C6171 1 Washer; silicone , 0C8993 1 Lock nut; 3/8"; sp.6mm , 0C9635 1 Ball valve; 3/8"</p>	
OCB453	<p>Electric Pasta cooker E700 - 24,5lt; every 36 month The suggested frequency of substitution is every three years according to an average duty cycle of about 3 services/day (breakfast/lunch/dinner) 350 days/year. The frequency may increase or decrease depending on the heavier or lighter duty cycle and on the daily care assured by the user in cleaning, descaling and operating the unit.</p> <p>Code Qt. Description</p> <p>005010 1 Green pilot lamp assy; round; 230v , 049888 1 Hose clamp , 0C6171 1 Washer; silicone , 0C7133 1 Overflow pipe; l=510mm, 0C8993 1 Lock nut; 3/8"; sp.6mm , 0C9635 1 Ball valve; 3/8" , 0L2728 2 Clamp; 25-40 9mm inox</p>	
OCB454	<p>Gas Pasta cooker E700 - 2x24,5lt; every 12 months The suggested frequency of substitution is every year according to an average duty cycle of about 3 services/day (breakfast/lunch/dinner) 350 days/year. The frequency may increase or decrease depending on the heavier or lighter duty cycle and on the daily care assured by the user in cleaning, descaling and operating the unit.</p> <p>Code Qt. Description</p> <p>049888 2 Hose clamp , 052125 4 Union screw for the connection of pipe ø 4mm; thread m10x1, 052127 2 Olive for pipe (double cone) ø 4mm, 052610 2 Spark plug; dia 6x44 mm , 053665 2 Double cone; diam.=4mm , 054032 2 Pilot burner , 054037 2 Pilot burner nozzle; n°25.2; gn , 054038 2 Pilot nozzle; g45; 2xø=0,45; town gas , 054286 2 Pilot burner nozzle; dia 0,25 gpl , 0C3162 2 Interrupted thermocouple; orkly 16400-35 , 0C6171 2 Washer; silicone , 0C8993 2 Lock nut; 3/8"; sp.6mm , 0C9240 2 Piezoelectric igniter , 0C9635 2 Ball valve; 3/8"</p>	





Modular Cooking maintenance kits

Code	Spare Part Description	Picture
OCB455	<p>Gas Pasta cooker E700 - 2x24,5lt; every 36 month The suggested frequency of substitution is every three years according to an average duty cycle of about 3 services/day (breakfast/lunch/dinner) 350 days/year. The frequency may increase or decrease depending on the heavier or lighter duty cycle and on the daily care assured by the user in cleaning, descaling and operating the unit. The 3rd year maintenance Kit includes all the parts contained into the yearly maintenance Kit.</p> <p>Code Qt. Description</p> <p>049888 2 Hose clamp , 052125 4 Union screw for the connection of pipe ø 4mm; thread m10x1, 052127 2 Olive for pipe (double cone) ø 4mm, 052610 2 Spark plug; dia 6x44 mm , 053665 2 Double cone; diam.=4mm , 054032 2 Pilot burner , 054037 2 Pilot burner nozzle; n°25.2; gn , 054038 2 Pilot nozzle; g45; 2xø=0,45; town gas , 054286 2 Pilot burner nozzle; dia 0,25 gpl , 0C3162 2 Interrupted thermocouple; orkly 16400-35 , 0C6171 2 Washer; silicone , 0C7133 2 Overflow pipe; l=510mm, 0C8993 2 Lock nut; 3/8"; sp.6mm , 0C9240 2 Piezoelectric igniter , 0C9635 2 Ball valve; 3/8" , 0L2728 4 Clamp; 25-40 9mm inox</p>	
OCB456	<p>Electric Pasta cooker E700 - 2x24,5lt; every 12 month The suggested frequency of substitution is every year according to an average duty cycle of about 3 services/day (breakfast/lunch/dinner) 350 days/year. The frequency may increase or decrease depending on the heavier or lighter duty cycle and on the daily care assured by the user in cleaning, descaling and operating the unit.</p> <p>Code Qt. Description</p> <p>005010 2 Green pilot lamp assy; round; 230v , 049888 2 Hose clamp , 0C6171 2 Washer; silicone , 0C8993 2 Lock nut; 3/8"; sp.6mm , 0C9635 2 Ball valve; 3/8"</p>	






Modular Cooking maintenance kits

Code	Spare Part Description	Picture
OCB457	<p>Electric Pasta cooker E700 - 2x24,5lt; every 36 month The suggested frequency of substitution is every three years according to an average duty cycle of about 3 services/day (breakfast/lunch/dinner) 350 days/year. The frequency may increase or decrease depending on the heavier or lighter duty cycle and on the daily care assured by the user in cleaning, descaling and operaing the unit.</p> <p>Code Qt. Description</p> <p>005010 2 Green pilot lamp assy; round; 230v , 049888 2 Hose clamp , 0C6171 2 Washer; silicone , 0C7133 2 Owerflow pipe; l=510mm, 0C8993 2 Lock nut; 3/8"; sp.6mm , 0C9635 2 Ball valve; 3/8" , 0L2728 4 Clamp; 25-40 9mm inox</p>	
OCB458	<p>Gas Pasta cooker E900 - 40lt; every 12 months The suggested frequency of substitution is every year according to an average duty cycle of about 3 cycle of about 3 services/day (breakfast/lunch/dinner) 350 days/year. The frequency may increase or decrease depending on the heavier or lighter duty cycle and on the daily care assured by the user in cleaning, descaling and operaing the unit.</p> <p>Code Qt. Description</p> <p>049888 1 Hose clamp , 052125 2 Union screw for the connection of pipe ø 4mm; thread m10x1, 052127 1 Olive for pipe (double cone) ø 4mm, 052610 1 Spark plug; dia 6x44 mm , 053665 1 Double cone; diam.=4mm , 054032 1 Pilot burner , 054037 1 Pilot burner nozzle; n°25.2; gn , 054286 1 Pilot burner nozzle; dia 0,25 gpl , 0C3162 1 Interrupted thermocouple; orkly 16400-35 , 0C6171 1 Washer; silicone , 0C8993 1 Lock nut; 3/8"; sp.6mm , 0C9240 1 Piezoelectric igniter , 0C9635 1 Ball valve; 3/8"</p>	





Modular Cooking maintenance kits

Code	Spare Part Description	Picture
OCB459	<p>Gas Pasta cooker E900 - 40lt; every 36 months The suggested frequency of substitution is every three years according to an average duty cycle of about 3 services/day (breakfast/lunch/dinner) 350 days/year. The frequency may increase or decrease depending on the heavier or lighter duty cycle and on the daily care assured by the user in cleaning, descaling and operating the unit.</p> <p>Code Qt. Description</p> <p>049888 1 Hose clamp , 052125 2 Union screw for the connection of pipe \varnothing 4mm; thread m10x1, 052127 1 Olive for pipe (double cone) \varnothing 4mm, 052610 1 Spark plug; dia 6x44 mm , 053665 1 Double cone; diam.=4mm , 054032 1 Pilot burner , 054037 1 Pilot burner nozzle; n°25.2; gn , 054286 1 Pilot burner nozzle; dia 0,25 gpl , 0C3162 1 Interrupted thermocouple; orkly 16400-35 , 0C6171 1 Washer; silicone , 0C7133 1 Owerflow pipe; l=510mm, 0C8993 1 Lock nut; 3/8"; sp.6mm , 0C9240 1 Piezoelectric igniter , 0C9635 1 Ball valve; 3/8" , 0L2728 2 Clamp; 25-40 9mm inox</p>	
OCB460	<p>Electric Pasta cooker E900 - 40lt; every 12 months The suggested frequency of substitution is every year according to an average duty cycle of about 3 services/day (breakfast/lunch/dinner) 350 days/year. The frequency may increase or decrease depending on the heavier or lighter duty cycle and on the daily care assured by the user in cleaning, descaling and operating the unit.</p> <p>Code Qt. Description</p> <p>049888 1 Hose clamp , 0C6171 1 Washer; silicone , 0C8993 1 Lock nut; 3/8"; sp.6mm , 0C9635 1 Ball valve; 3/8"</p>	
OCB461	<p>Electric Pasta cooker E900 - 40lt; every 36 month The suggested frequency of substitution is every three years according to an average duty cycle of about 3 services/day (breakfast/lunch/dinner) 350 days/year. The frequency may increase or decrease depending on the heavier or lighter duty cycle and on the daily care assured by the user in cleaning, descaling and operating the unit.</p> <p>Code Qt. Description</p> <p>049888 1 Hose clamp , 0C6171 1 Washer; silicone , 0C7133 1 Owerflow pipe; l=510mm, 0C8993 1 Lock nut; 3/8"; sp.6mm , 0C9635 1 Ball valve; 3/8" , 0L2728 2 Clamp; 25-40 9mm inox</p>	






Modular Cooking maintenance kits

Code	Spare Part Description	Picture
OCB462	<p>Gas Pasta cooker E900 - 2x40lt; every 12 month The suggested frequency of substitution is every year according to an average duty cycle of about 3 services/day (breakfast/lunch/dinner) 350 days/year. The frequency may increase or decrease depending on the heavier or lighter duty cycle and on the daily care assured by the user in cleaning, descaling and operating the unit.</p> <p>Code Qt. Description</p> <p>049888 2 Hose clamp , 052125 4 Union screw for the connection of pipe ø 4mm; thread m10x1, 052127 2 Olive for pipe (double cone) ø 4mm, 052610 2 Spark plug; dia 6x44 mm , 053665 2 Double cone; diam.=4mm , 054032 2 Pilot burner , 054037 2 Pilot burner nozzle; n°25.2; gn , 054286 2 Pilot burner nozzle; dia 0,25 gpl , 0C3162 2 Interrupted thermocouple; orkly 16400-35 , 0C6171 2 Washer; silicone , 0C8993 2 Lock nut; 3/8"; sp.6mm , 0C9240 2 Piezoelectric igniter , 0C9635 2 Ball valve; 3/8"</p>	
OCB463	<p>Gas Pasta cooker E900 - 2x40lt; every 36 month The suggested frequency of substitution is every three years according to an average duty cycle of about 3 services/day (breakfast/lunch/dinner) 350 days/year. The frequency may increase or decrease depending on the heavier or lighter duty cycle and on the daily care assured by the user in cleaning, descaling and operating the unit.</p> <p>Code Qt. Description</p> <p>049888 2 Hose clamp , 052125 4 Union screw for the connection of pipe ø 4mm; thread m10x1, 052127 2 Olive for pipe (double cone) ø 4mm, 052610 2 Spark plug; dia 6x44 mm , 053665 2 Double cone; diam.=4mm , 054032 2 Pilot burner , 054037 2 Pilot burner nozzle; n°25.2; gn , 054286 2 Pilot burner nozzle; dia 0,25 gpl , 0C3162 2 Interrupted thermocouple; orkly 16400-35 , 0C6171 2 Washer; silicone , 0C7133 2 Overflow pipe; l=510mm, 0C8993 2 Lock nut; 3/8"; sp.6mm , 0C9240 2 Piezoelectric igniter , 0C9635 2 Ball valve; 3/8" , 0L2728 4 Clamp; 25-40 9mm inox</p>	



Modular Cooking maintenance kits

Code	Spare Part Description	Picture
OCB464	<p>Electric Pasta cooker - E900 2x40lt; every 12 month The suggested frequency of substitution is every year according to an average duty cycle of about 3 services/day (breakfast/lunch/dinner) 350 days/year. The frequency may increase or decrease depending on the heavier or lighter duty cycle and on the daily care assured by the user in cleaning, descaling and operating the unit.</p> <p>Code Qt. Description</p> <p>049888 2 Hose clamp , 0C6171 2 Washer; silicone , 0C8993 2 Lock nut; 3/8"; sp.6mm , 0C9635 2 Ball valve; 3/8"</p>	
OCB465	<p>Electric Pasta cooker - E900 2x40lt; every 36 month The suggested frequency of substitution is every three years according to an average duty cycle of about 3 services/day (breakfast/lunch/dinner) 350 days/year. The frequency may increase or decrease depending on the heavier or lighter duty cycle and on the daily care assured by the user in cleaning, descaling and operating the unit. The 3rd year maintenance Kit includes all the parts contained into the yearly maintenance Kit.</p> <p>Code Qt. Description</p> <p>049888 2 Hose clamp , 0C6171 2 Washer; silicone , 0C7133 2 Overflow pipe; l=510mm, 0C8993 2 Lock nut; 3/8"; sp.6mm , 0C9635 2 Ball valve; 3/8" , 0L2728 4 Clamp; 25-40 9mm inox</p>	
OCB467	<p>Gas Fryer E700/E900 - 15lt; every 12 month The suggested frequency of substitution is every year according to an average duty cycle of about 8 hours/day 350 days/year. The frequency may increase or decrease depending on the heavier or lighter duty cycle and on the daily care assured by the user in cleaning and operating the unit.</p> <p>Code Qt. Description</p> <p>057960 1 Pipe fitting; spark plug , 059293 1 O-ring; øi=3,68x1,78 mm , 059295 1 Fitting; probe support; øi= 4mm , 0C2496 1 Gasket; control panel; by meter; grey , 0C3162 1 Interrupted thermocouple; orkly 16400-35 , 0C7141 1 Spark plug electrode , 0C7190 1 Ignition cable; l=1550mm dia.4mm</p>	





Modular Cooking maintenance kits


Code	Spare Part Description	Picture
OCB468	<p>Gas Fryer E700/E900 - 2x15lt; every 12 month The suggested frequency of substitution is every year according to an average duty cycle of about 8 hours/day 350 days/year. The frequency may increase or decrease depending on the heavier or lighter duty cycle and on the daily care assured by the user in cleaning and operating the unit.</p> <p>Code Qt. Description</p> <p>057960 2 Pipe fitting; spark plug , 059293 2 O-ring; øi=3,68x1,78 mm , 059295 2 Fitting; probe support; øi= 4mm , 0C2496 1 Gasket; control panel; by meter; grey , 0C3162 2 Interrupted thermocouple; orkly 16400-35 , 0C7141 2 Spark plug electrode , 0C7190 2 Ignition cable; l=1550mm dia.4mm</p>	
OCB469	<p>Gas Fryer E900 - 23lt; every 12 month The suggested frequency of substitution is every year according to an average duty cycle of about 8 hours/day 350 days/year. The frequency may increase or decrease depending on the heavier or lighter duty cycle and on the daily care assured by the user in cleaning and operating the unit.</p> <p>Code Qt. Description</p> <p>052610 1 Spark plug; dia 6x44 mm , 057960 1 Pipe fitting; spark plug , 059293 1 O-ring; øi=3,68x1,78 mm , 059295 1 Fitting; probe support; øi= 4mm , 0C2496 1 Gasket; control panel; by meter; grey , 0C3162 1 Interrupted thermocouple; orkly 16400-35 , 0C7190 1 Ignition cable; l=1550mm dia.4mm</p>	
OCB470	<p>Gas Fryer E900 - 2x23lt; every 12 month The suggested frequency of substitution is every year according to an average duty cycle of about 8 hours/day 350 days/year. The frequency may increase or decrease depending on the heavier or lighter duty cycle and on the daily care assured by the user in cleaning and operating the unit.</p> <p>Code Qt. Description</p> <p>052610 2 Spark plug; dia 6x44 mm , 057960 2 Pipe fitting; spark plug , 059293 2 O-ring; øi=3,68x1,78 mm , 059295 2 Fitting; probe support; øi= 4mm , 0C2496 1 Gasket; control panel; by meter; grey , 0C3162 2 Interrupted thermocouple; orkly 16400-35 , 0C7190 2 Ignition cable; l=1550mm dia.4mm</p>	



Modular Cooking maintenance kits


Code	Spare Part Description	Picture
OCB471	<p>Electric Fryer E700/900 - 15/23lt; every 12 month The suggested frequency of substitution is every year according to an average duty cycle of about 8 hours/day 350 days/year. The frequency may increase or decrease depending on the heavier or lighter duty cycle and on the daily care assured by the user in cleaning and operating the unit.</p> <p>Code Qt. Description</p> <p>005010 1 Green pilot lamp assy; round; 230v , 059293 1 O-ring; ϕi=3,68x1,78 mm , 059295 1 Fitting; probe support; ϕi= 4mm , 0C2496 1 Gasket; control panel; by meter; grey</p>	
OCB472	<p>EL Fryer maintenance; KIT; 2X15/23LT E700/900; every 12 month The suggested frequency of substitution is every year according to an average duty cycle of about 8 hours/day 350 days/year. The frequency may increase or decrease depending on the heavier or lighter duty cycle and on the daily care assured by the user in cleaning and operating the unit.</p> <p>Code Qt. Description</p> <p>005010 2 Green pilot lamp assy; round; 230v , 059293 2 O-ring; ϕi=3,68x1,78 mm , 059295 2 Fitting; probe support; ϕi= 4mm , 0C2496 1 Gasket; control panel; by meter; grey</p>	

Ovens maintenance kits

Code	Spare Part Description	Picture
OCBAGW	<p>AOS Oven - gas 6 GN 1/1; every 6 month The suggested frequency of substitution is every six months according to an average duty cycle of about 2.800 hours per year. The frequency may increase or decrease depending on the higher or lower number of cooking hours/types (convection/combi/steam) and on the daily care assured by the user in cleaning, descaling and operating the unit.</p> <p>Code Qt. Description</p> <p>002626 1 Lamp holder gasket , 0C1496 1 Oven door gasket; 475x450mm , 0C4088 1 Gasket , 0C4093 1 Gasket , 0C5451 1 Lamp holder gasket , 0C9992 1 Control panel filter; l=417mm , 0CB661 1 Halogen lamp, 0Q0006 1 Female faston; 6,3x0,8 set 12pz; blu</p>	




Ovens maintenance kits

Code	Spare Part Description	Picture
OCBAGY	<p>AOS Oven - electric 6 GN 1/1; every 6 month The suggested frequency of substitution is every six months according to an average duty cycle of about 2.800 hours per year. The frequency may increase or decrease depending on the higher or lower number of cooking hours/types (convection/combi/steam) and on the daily care assured by the user in cleaning, descaling and operating the unit.</p> <p>Code Qt. Description</p> <p>002626 1 Lamp holder gasket , 0C1496 1 Oven door gasket; 475x450mm , 0C4088 1 Gasket , 0C4093 1 Gasket , 0C5451 1 Lamp holder gasket , 0C9992 1 Control panel filter; l=417mm , 0CB661 1 Halogen lamp, 0Q0006 1 Female faston; 6,3x0,8 set 12pz; blu</p>	
OCBAGX	<p>AOS Oven - gas 6 GN 1/1; every 12 month The suggested frequency of substitution is every year according to an average duty cycle of about 2.800 hours per year. The frequency may increase or decrease depending on the higher or lower number of cooking hours/types (convection/combi/steam) and on the daily care assured by the user in cleaning, descaling and operating the unit.</p> <p>Code Qt. Description</p> <p>002626 1 Lamp holder gasket , 002692 1 Cap; descaling load in the boiler , 002699 1 Bearing; for motor shaft , 002873 1 O-ring; øi=mm.28,17x3,53 , 002874 1 O-ring; øi=31,34x3,53 mm , 0C1496 1 Oven door gasket; 475x450mm , 0C4088 1 Gasket , 0C4093 1 Gasket , 0C5451 1 Lamp holder gasket , 0C7016 1 Gasket; øe=74mm; øi=17mm; h=12,5mm , 0C7033 1 Gasket , 0C9992 1 Control panel filter; l=417mm , 0CB661 1 Halogen lamp, 0Q0006 1 Female faston; 6,3x0,8 set 12pz; blu</p>	




Ovens maintenance kits

Code	Spare Part Description	Picture
OCBAGZ	<p>AOS Oven - electric 6 GN 1/1; every 12 month The suggested frequency of substitution is every year according to an average duty cycle of about 2.800 hours per year. The frequency may increase or decrease depending on the higher or lower number of cooking hours/types (convection/combi/steam) and on the daily care assured by the user in cleaning, descaling and operaing the unit.</p> <p>Code Qt. Description</p> <p>002626 1 Lamp holder gasket , 002692 1 Cap; descaling load in the boiler , 002699 1 Bearing; for motor shaft , 002873 1 O-ring; øi=mm.28,17x3,53 , 002874 1 O-ring; øi=31,34x3,53 mm , 0C1496 1 Oven door gasket; 475x450mm , 0C4088 1 Gasket , 0C4093 1 Gasket , 0C5451 1 Lamp holder gasket , 0C7016 1 Gasket; øe=74mm; øi=17mm; h=12,5mm , 0C7033 1 Gasket , 0C9992 1 Control panel filter; l=417mm , 0CB661 1 Halogen lamp, 0Q0006 1 Female faston; 6,3x0,8 set 12pz; blu</p>	
OCBAHO	<p>AOS Oven - gas 10 GN 1/1; every 6 month The suggested frequency of substitution is every six months according to an average duty cycle of about 2.800 hours per year. The frequency may increase or decrease depending on the higher or lower number of cooking hours/types (convection/combi/steam) and on the daily care assured by the user in cleaning, descaling and operaing the unit.</p> <p>Code Qt. Description</p> <p>002626 2 Lamp holder gasket , 0C1477 1 Oven door gasket; 725x450mm , 0C4088 1 Gasket , 0C4093 1 Gasket , 0C5451 2 Lamp holder gasket , 0C9992 1 Control panel filter; l=417mm , 0CB661 2 Halogen lamp, 0Q0006 1 Female faston; 6,3x0,8 set 12pz; blu</p>	




Ovens maintenance kits

Code	Spare Part Description	Picture
<p>OCBAH2</p>	<p>AOS Oven - electric 10 GN 1/1; every 6 month The suggested frequency of substitution is every six months according to an average duty cycle of about 2.800 hours per year. The frequency may increase or decrease depending on the higher or lower number of cooking hours/types (convection/combi/steam) and on the daily care assured by the user in cleaning, descaling and operaing the unit.</p> <p>Code Qt. Description</p> <p>002626 2 Lamp holder gasket , 0C1477 1 Oven door gasket; 725x450mm , 0C4088 1 Gasket , 0C4093 1 Gasket , 0C5451 2 Lamp holder gasket , 0C9992 1 Control panel filter; l=417mm , 0CB661 2 Halogen lamp, 0Q0006 1 Female faston; 6,3x0,8 set 12pz; blu</p>	
<p>OCBAH1</p>	<p>AOS Oven - gas 10 GN 1/1; every 12 month The suggested frequency of substitution is every year according to an average duty cycle of about 2.800 hours per year. The frequency may increase or decrease depending on the higher or lower number of cooking hours/types (convection/combi/steam) and on the daily care assured by the user in cleaning, descaling and operaing the unit.</p> <p>Code Qt. Description</p> <p>002626 2 Lamp holder gasket , 002692 1 Cap; descaling load in the boiler , 002699 1 Bearing; for motor shaft , 002873 1 O-ring; øi=mm.28,17x3,53 , 002874 1 O-ring; øi=31,34x3,53 mm , 0C1477 1 Oven door gasket; 725x450mm , 0C4088 1 Gasket , 0C4093 1 Gasket , 0C5451 2 Lamp holder gasket , 0C7016 1 Gasket; øe=74mm; øi=17mm; h=12,5mm , 0C7033 1 Gasket , 0C9992 1 Control panel filter; l=417mm , 0CB661 2 Halogen lamp, 0Q0006 1 Female faston; 6,3x0,8 set 12pz; blu</p>	




Ovens maintenance kits

Code	Spare Part Description	Picture
OCBAH3	<p>AOS Oven - electric 10 GN 1/1; every 12 month The suggested frequency of substitution is every year according to an average duty cycle of about 2.800 hours per year. The frequency may increase or decrease depending on the higher or lower number of cooking hours/types (convection/combi/steam) and on the daily care assured by the user in cleaning, descaling and operating the unit.</p> <p>Code Qt. Description</p> <p>002626 2 Lamp holder gasket , 002692 1 Cap; descaling load in the boiler , 002699 1 Bearing; for motor shaft , 002873 1 O-ring; øi=mm.28,17x3,53 , 002874 1 O-ring; øi=31,34x3,53 mm , 0C1477 1 Oven door gasket; 725x450mm , 0C4088 1 Gasket , 0C4093 1 Gasket , 0C5451 2 Lamp holder gasket , 0C7016 1 Gasket; øe=74mm; øi=17mm; h=12,5mm , 0C7033 1 Gasket , 0C9992 1 Control panel filter; l=417mm , 0CB661 2 Halogen lamp, 0Q0006 1 Female faston; 6,3x0,8 set 12pz; blu</p>	
OCBAH4	<p>AOS Oven - gas 10 GN 2/1; every 6 month The suggested frequency of substitution is every six months according to an average duty cycle of about 2.800 hours per year. The frequency may increase or decrease depending on the higher or lower number of cooking hours/types (convection/combi/steam) and on the daily care assured by the user in cleaning, descaling and operating the unit.</p> <p>Code Qt. Description</p> <p>002626 2 Lamp holder gasket , 0C1887 1 Oven door gasket; 725x630mm , 0C4088 1 Gasket , 0C4093 1 Gasket , 0C5451 2 Lamp holder gasket , 0C9992 1 Control panel filter; l=417mm , 0CB661 2 Halogen lamp, 0Q0006 1 Female faston; 6,3x0,8 set 12pz; blu</p>	




Ovens maintenance kits

Code	Spare Part Description	Picture
OCBAH6	<p>AOS Oven - electric 10 GN2/1; every 6 month The suggested frequency of substitution is every six months according to an average duty cycle of about 2.800 hours per year. The frequency may increase or decrease depending on the higher or lower number of cooking hours/types (convection/ combi/steam) and on the daily care assured by the user in cleaning, descaling and operating the unit.</p> <p>Code Qt. Description</p> <p>002626 2 Lamp holder gasket , 0C1887 1 Oven door gasket; 725x630mm , 0C4088 1 Gasket , 0C4093 1 Gasket , 0C5451 2 Lamp holder gasket , 0C9992 1 Control panel filter; l=417mm , 0CB661 2 Halogen lamp, 0Q0006 1 Female faston; 6,3x0,8 set 12pz; blu</p>	
OCBAH5	<p>AOS Oven - gas 10 GN 2/1; every 12 month The suggested frequency of substitution is every year according to an average duty cycle of about 2.800 hours per year. The frequency may increase or decrease depending on the higher or lower number of cooking hours/types (convection/combi/steam) and on the daily care assured by the user in cleaning, descaling and operating the unit.</p> <p>Code Qt. Description</p> <p>002626 2 Lamp holder gasket , 002692 1 Cap; descaling load in the boiler , 002699 1 Bearing; for motor shaft , 002873 1 O-ring; øi=mm.28,17x3,53 , 002874 1 O-ring; øi=31,34x3,53 mm , 0C1887 1 Oven door gasket; 725x630mm , 0C4088 1 Gasket , 0C4093 1 Gasket , 0C5451 2 Lamp holder gasket , 0C7016 1 Gasket; øe=74mm; øi=17mm; h=12,5mm , 0C7033 1 Gasket , 0C9992 1 Control panel filter; l=417mm , 0CB661 2 Halogen lamp, 0Q0006 1 Female faston; 6,3x0,8 set 12pz; blu</p>	



Ovens maintenance kits

Code	Spare Part Description	Picture
OCBAH7	<p>AOS Oven - electric 10 GN 2/1; every 12 month The suggested frequency of substitution is every year according to an average duty cycle of about 2.800 hours per year. The frequency may increase or decrease depending on the higher or lower number of cooking hours/types (convection/combi/steam) and on the daily care assured by the user in cleaning, descaling and operating the unit.</p> <p>Code Qt. Description</p> <p>002626 2 Lamp holder gasket , 002692 1 Cap; descaling load in the boiler , 002699 1 Bearing; for motor shaft , 002873 1 O-ring; øi=mm.28,17x3,53 , 002874 1 O-ring; øi=31,34x3,53 mm , 0C1887 1 Oven door gasket; 725x630mm , 0C4088 1 Gasket , 0C4093 1 Gasket , 0C5451 2 Lamp holder gasket , 0C7016 1 Gasket; øe=74mm; øi=17mm; h=12,5mm , 0C7033 1 Gasket , 0C9992 1 Control panel filter; l=417mm , 0CB661 2 Halogen lamp, 0Q0006 1 Female faston; 6,3x0,8 set 12pz; blu</p>	
OCBAIE	<p>AOS Oven - gas 20 GN 1/1; every 6 month The suggested frequency of substitution is every six months according to an average duty cycle of about 2.800 hours per year. The frequency may increase or decrease depending on the higher or lower number of cooking hours/types (convection/combi/steam) and on the daily care assured by the user in cleaning, descaling and operating the unit.</p> <p>Code Qt. Description</p> <p>002626 3 Lamp holder gasket , 0C1473 1 Oven door gasket; 1438x450mm , 0C4088 1 Gasket , 0C4093 1 Gasket , 0C5451 3 Lamp holder gasket , 0CB661 3 Halogen lamp, 0Q0006 1 Female faston; 6,3x0,8 set 12pz; blu</p>	
OCBAIC	<p>AOS Oven - electric 20 GN 1/1; every 6 month The suggested frequency of substitution is every six months according to an average duty cycle of about 2.800 hours per year. The frequency may increase or decrease depending on the higher or lower number of cooking hours/types (convection/combi/steam) and on the daily care assured by the user in cleaning, descaling and operating the unit.</p> <p>Code Qt. Description</p> <p>002626 3 Lamp holder gasket , 0C1473 1 Oven door gasket; 1438x450mm , 0C4088 1 Gasket , 0C4093 1 Gasket , 0C5451 3 Lamp holder gasket , 0CB661 3 Halogen lamp, 0Q0006 1 Female faston; 6,3x0,8 set 12pz; blu</p>	




Ovens maintenance kits

Code	Spare Part Description	Picture
OCBAIA	<p>AOS Oven - gas 20 GN 1/1; every 12 month The suggested frequency of substitution is every year according to an average duty cycle of about 2.800 hours per year. The frequency may increase or decrease depending on the higher or lower number of cooking hours/types (convection/combi/steam) and on the daily care assured by the user in cleaning, descaling and operaing the unit.</p> <p>Code Qt. Description</p> <p>002626 3 Lamp holder gasket , 002692 1 Cap; descaling load in the boiler , 002699 2 Bearing; for motor shaft , 002873 2 O-ring; øi=mm.28,17x3,53 , 0C1473 1 Oven door gasket; 1438x450mm , 0C4088 1 Gasket , 0C4093 1 Gasket , 0C5451 3 Lamp holder gasket , 0C6450 1 O-ring; dia.40,87x3,53 , 0C7016 1 Gasket; øe=74mm; øi=17mm; h=12,5mm , 0C7033 1 Gasket , 0C9991 1 Control panel filter; l=315mm , 0CB661 3 Halogen lamp, 0Q0006 1 Female faston; 6,3x0,8 set 12pz; blu</p>	
OCBAH8	<p>AOS Oven - electric 20 GN 1/1; every 12 month The suggested frequency of substitution is every year according to an average duty cycle of about 2.800 hours per year. The frequency may increase or decrease depending on the higher or lower number of cooking hours/types (convection/combi/steam) and on the daily care assured by the user in cleaning, descaling and operaing the unit.</p> <p>Code Qt. Description</p> <p>002626 3 Lamp holder gasket , 002692 1 Cap; descaling load in the boiler , 002699 2 Bearing; for motor shaft , 002873 2 O-ring; øi=mm.28,17x3,53 , 002874 1 O-ring; øi=31,34x3,53 mm , 0C1473 1 Oven door gasket; 1438x450mm , 0C4088 1 Gasket , 0C4093 1 Gasket , 0C5451 3 Lamp holder gasket , 0C7016 1 Gasket; øe=74mm; øi=17mm; h=12,5mm , 0C9991 1 Control panel filter; l=315mm , 0CB661 3 Halogen lamp, 0Q0006 1 Female faston; 6,3x0,8 set 12pz; blu</p>	



Ovens maintenance kits

Code	Spare Part Description	Picture
OCBAIF	<p>AOS Oven - gas 20 GN 2/1; every 6 month The suggested frequency of substitution is every six months according to an average duty cycle of about 2.800 hours per year. The frequency may increase or decrease depending on the higher or lower number of cooking hours/types (convection/combi/steam) and on the daily care assured by the user in cleaning, descaling and operating the unit.</p> <p>Code Qt. Description</p> <p>002626 3 Lamp holder gasket , 0C1889 1 Oven door gasket; 1438x630mm , 0C4088 1 Gasket , 0C4093 1 Gasket , 0C5451 3 Lamp holder gasket , 0CB661 3 Halogen lamp, 0Q0006 1 Female faston; 6,3x0,8 set 12pz; blu</p>	
OCBAID	<p>AOS Oven - electric 20 GN 2/1; every 6 month The suggested frequency of substitution is every six months according to an average duty cycle of about 2.800 hours per year. The frequency may increase or decrease depending on the higher or lower number of cooking hours/types (convection/combi/steam) and on the daily care assured by the user in cleaning, descaling and operating the unit.</p> <p>Code Qt. Description</p> <p>002626 3 Lamp holder gasket , 0C1889 1 Oven door gasket; 1438x630mm , 0C4088 1 Gasket , 0C4093 1 Gasket , 0C5451 3 Lamp holder gasket , 0CB661 3 Halogen lamp, 0Q0006 1 Female faston; 6,3x0,8 set 12pz; blu</p>	



Ovens maintenance kits



Code	Spare Part Description	Picture
OCBAIB	<p>AOS Oven - gas 20 GN 2/1; every 12 month The suggested frequency of substitution is every year according to an average duty cycle of about 2.800 hours per year. The frequency may increase or decrease depending on the higher or lower number of cooking hours/types (convection/combi/steam) and on the daily care assured by the user in cleaning, descaling and operaing the unit.</p> <p>Code Qt. Description</p> <p>002626 3 Lamp holder gasket , 002692 1 Cap; descaling load in the boiler , 002699 2 Bearing; for motor shaft , 002873 2 O-ring; øi=mm.28,17x3,53 , 0C1889 1 Oven door gasket; 1438x630mm , 0C3128 1 O-ring; 153-viton 49.2*3.53 , 0C4088 1 Gasket , 0C4093 1 Gasket , 0C5451 3 Lamp holder gasket , 0C7016 1 Gasket; øe=74mm; øi=17mm; h=12,5mm , 0C7033 1 Gasket , 0C9992 1 Control panel filter; l=417mm , 0CB661 3 Halogen lamp, 0Q0006 1 Female faston; 6,3x0,8 set 12pz; blu</p>	
OCBAH9	<p>AOS Oven - electric 20 GN 2/1; every 12 month The suggested frequency of substitution is every year according to an average duty cycle of about 2.800 hours per year. The frequency may increase or decrease depending on the higher or lower number of cooking hours/types (convection/combi/steam) and on the daily care assured by the user in cleaning, descaling and operaing the unit.</p> <p>Code Qt. Description</p> <p>002626 3 Lamp holder gasket , 002692 1 Cap; descaling load in the boiler , 002699 2 Bearing; for motor shaft , 002873 2 O-ring; øi=mm.28,17x3,53 , 002874 1 O-ring; øi=31,34x3,53 mm , 0C1889 1 Oven door gasket; 1438x630mm , 0C4088 1 Gasket , 0C4093 1 Gasket , 0C5451 3 Lamp holder gasket , 0C7016 1 Gasket; øe=74mm; øi=17mm; h=12,5mm , 0C7033 1 Gasket , 0C9992 1 Control panel filter; l=417mm , 0CB661 3 Halogen lamp, 0Q0006 1 Female faston; 6,3x0,8 set 12pz; blu</p>	
OS3134	<p>Code Qt. Description</p> <p>002626 1 Lamp holder gasket , 0C1496 1 Oven door gasket; 475x450mm , 0C5451 1 Lamp holder gasket , 0CB661 1 Halogen lamp</p>	



Ovens maintenance kits


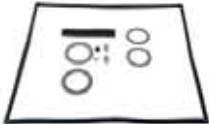

Code	Spare Part Description	Picture
OS3135	Code Qt. Description 002626 2 Lamp holder gasket , 0C1477 1 Oven door gasket; 725x450mm , 0C5451 2 Lamp holder gasket , 0CB661 2 Halogen lamp	
OS3136	Code Qt. Description 002626 3 Lamp holder gasket , 0C1473 1 Oven door gasket; 1438x450mm , 0C4121 1 Door gasket; lower; l=657 mm , 0C5451 3 Lamp holder gasket , 0CB661 3 Halogen lamp	

SkyLine/Magistar Ovens maintenance kits

Code	Spare Part Description	Picture
OCK362	Skyline/Magistar Oven 6 GN 1/1; gas/electric with/without boiler 12th and 24th month visit For Oven 10 GN 1/1 gas/electric with/without boiler - All brands - at the 12th and 24th month visits (equivalent to 3200 and 6400 working hours). For Oven GN 1/1 electric with/without boiler - All brands - at the 48th month visit (equivalent to 12800 working hours) Code Qt. Description OCK115 2 Burner gasket, OCK116 2 Burner gasket; ø128mm; 6 2/1-10 1/1, OCK119 2 Spark plug gasket, OCK195 1 Nonretur valve, OCK226 1 Air filter, OCK323 1 Bushing, OCK9CY 1 Door gasket; skyline 061	
OCK361	Skyline/Magistar Oven 6 GN 2/1; gas/electric with/without boiler 12th and 24th month visit For Oven 6 GN 2/1 gas/electric with/without boiler - All brands - at the 12th and 24th month visits (equivalent to 3200 and 6400 working hours). For Oven GN 2/1 electric with/without boiler - All brands - at the 48th month visit (equivalent to 12800 working hours) Code Qt. Description OCK115 2 Burner gasket, OCK116 2 Burner gasket; ø128mm; 6 2/1-10 1/1, OCK119 2 Spark plug gasket, OCK195 1 Nonretur valve, OCK226 1 Air filter, OCK323 1 Bushing, OCK9CZ 1 Door gasket; skyline 062	






SkyLine/Magistar Ovens maintenance kits

Code	Spare Part Description	Picture
<p>OCK360</p>	<p>Skyline/Magistar Oven 10 GN 1/1; gas/electric with/without boiler 12th and 24th month visit For Oven 10 GN 1/1 gas/electric with/without boiler - All brands - at the 12th and 24th month visits (equivalent to 3200 and 6400 working hours). For Oven GN 1/1 electric with/without boiler - All brands - at the 48th month visit (equivalent to 12800 working hours)</p> <p>Code Qt. Description</p> <p>OCK115 2 Burner gasket, OCK116 2 Burner gasket; ø128mm; 6 2/1-10 1/1, OCK119 2 Spark plug gasket, OCK195 1 Nonretur valve, OCK226 1 Air filter, OCK323 1 Bushing, OCK9D0 1 Door gasket; skyline 101</p>	
<p>OCK363</p>	<p>Skyline/Magistar Oven 10 GN 2/1; gas/electric with/without boiler 12th and 24th month visit For Oven 10 GN 2/1 gas/electric with/without boiler - All brands - at the 12th and 24th month visits (equivalent to 3200 and 6400 working hours). For Oven GN 2/1 electric with/without boiler - All brands - at the 48th month visit (equivalent to 12800 working hours).</p> <p>Code Qt. Description</p> <p>OCK115 2 Burner gasket, OCK116 2 Burner gasket; ø128mm; 6 2/1-10 1/1, OCK119 2 Spark plug gasket, OCK195 1 Nonretur valve, OCK226 1 Air filter, OCK323 1 Bushing, OCK9D1 1 Door gasket; skyline 102</p>	
<p>OCK366</p>	<p>Skyline/Magistar Oven 6 GN 1/1; gas/electric with/without boiler 36th month visit For Oven 6 GN 1/1 gas/electric with/without boiler - All brands - at the 36th month visit (equivalent to 9600 working hours).</p> <p>Code Qt. Description</p> <p>OCK087 1 Cylinder for tabs, OCK115 2 Burner gasket, OCK116 2 Burner gasket; ø128mm; 6 2/1-10 1/1, OCK119 2 Spark plug gasket, OCK143 1 Locking mechanism, OCK195 1 Nonretur valve, OCK226 1 Air filter, OCK322 1 Plug, OCK323 1 Bushing, OCK9CY 1 Door gasket; skyline 061</p>	






SkyLine/Magistar Ovens maintenance kits

Code	Spare Part Description	Picture
0CK365	<p>Skyline/Magistar Oven 6 GN 2/1; gas/electric with/without boiler 36th month visit For Oven 6 GN 2/1 gas/electric with/without boiler - All brands - at the 36th month visit (equivalent to 9600 working hours).</p> <p>Code Qt. Description</p> <p>0CK087 1 Cylinder for tabs, 0CK115 2 Burner gasket, 0CK116 2 Burner gasket; ø128mm; 6 2/1-10 1/1, 0CK119 2 Spark plug gasket, 0CK143 1 Locking mechanism, 0CK195 1 Nonretur valve, 0CK226 1 Air filter, 0CK322 1 Plug, 0CK323 1 Bushing, 0CK9CZ 1 Door gasket; skyline 062</p>	
0CK364	<p>Skyline/Magistar Oven 10 GN 1/1; gas/electric with/without boiler 36th month visit For Oven 10 GN 1/1 gas/electric with/without boiler - All brands - at the 36th month visit (equivalent to 9600 working hours).</p> <p>Code Qt. Description</p> <p>0CK087 1 Cylinder for tabs, 0CK115 2 Burner gasket, 0CK116 2 Burner gasket; ø128mm; 6 2/1-10 1/1, 0CK119 2 Spark plug gasket, 0CK143 1 Locking mechanism, 0CK195 1 Nonretur valve, 0CK226 1 Air filter, 0CK322 1 Plug, 0CK323 1 Bushing, 0CK9D0 1 Door gasket; skyline 101</p>	
0CK367	<p>Skyline/Magistar Oven 10 GN 2/1; gas/electric with/without boiler 36th month visit For Oven 10 GN 2/1 gas/electric with/without boiler - All brands - at the 36th month visit (equivalent to 9600 working hours).</p> <p>Code Qt. Description</p> <p>0CK087 1 Cylinder for tabs, 0CK115 2 Burner gasket, 0CK116 2 Burner gasket; ø128mm; 6 2/1-10 1/1, 0CK119 2 Spark plug gasket, 0CK143 1 Locking mechanism, 0CK195 1 Nonretur valve, 0CK226 1 Air filter, 0CK322 1 Plug, 0CK323 1 Bushing, 0CK9D1 1 Door gasket; skyline 102</p>	






SkyLine/Magistar Ovens maintenance kits

Code	Spare Part Description	Picture
<p>OCK372</p>	<p>Skyline/Magistar Oven 6 GN 1/1; gas without boiler - 48th month visit For Oven 6 GN 1/1 gas without boiler - All brands - at the 48th month visit (equivalent to 12800 working hours).</p> <p>Code Qt. Description</p> <p>0C4260 1 Flame control device; 579dbc , OCK115 2 Burner gasket, OCK116 2 Burner gasket; ø128mm; 6 2/1-10 1/1, OCK119 2 Spark plug gasket, OCK195 1 Nonretur valve, OCK226 1 Air filter, OCK323 1 Bushing, OCK9CY 1 Door gasket; skyline 061</p>	
<p>OCK373</p>	<p>Skyline/Magistar Oven 6 GN 1/1; gas with boiler - 48th month visit For Oven 6 GN 1/1 gas with boiler - All brands - at the 48th month visit (equivalent to 12800 working hours).</p> <p>Code Qt. Description</p> <p>0C4260 2 Flame control device; 579dbc , OCK115 2 Burner gasket, OCK116 2 Burner gasket; ø128mm; 6 2/1-10 1/1, OCK119 2 Spark plug gasket, OCK195 1 Nonretur valve, OCK226 1 Air filter, OCK323 1 Bushing, OCK9CY 1 Door gasket; skyline 061</p>	
<p>OCK370</p>	<p>Skyline/Magistar Oven 6 GN 2/1; gas without boiler - 48th month visit For Oven 6 GN 2/1 gas without boiler - All brands - at the 48th month visit (equivalent to 12800 working hours).</p> <p>Code Qt. Description</p> <p>0C4260 1 Flame control device; 579dbc , OCK115 2 Burner gasket, OCK116 2 Burner gasket; ø128mm; 6 2/1-10 1/1, OCK119 2 Spark plug gasket, OCK195 1 Nonretur valve, OCK226 1 Air filter, OCK323 1 Bushing, OCK9CZ 1 Door gasket; skyline 062</p>	


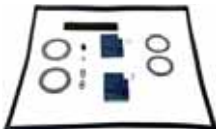



SkyLine/Magistar Ovens maintenance kits

Code	Spare Part Description	Picture
0CK371	<p>Skyline/Magistar Oven 6 GN 2/1; gas with boiler - 48th month visit For Oven 6 GN 2/1 gas with boiler - All brands - at the 48th month visit (equivalent to 12800 working hours).</p> <p>Code Qt. Description</p> <p>0C4260 2 Flame control device; 579dbc , 0CK115 2 Burner gasket, 0CK116 2 Burner gasket; ø128mm; 6 2/1-10 1/1, 0CK119 2 Spark plug gasket, 0CK195 1 Nonretur valve, 0CK226 1 Air filter, 0CK323 1 Bushing, 0CK9CZ 1 Door gasket; skyline 062</p>	
0CK368	<p>Skyline/Magistar Oven 10 GN 1/1; gas without boiler - 48th month visit For Oven 10 GN 1/1 gas without boiler - All brands - at the 48th month visit (equivalent to 12800 working hours),</p> <p>Code Qt. Description</p> <p>0C4260 1 Flame control device; 579dbc , 0CK115 2 Burner gasket, 0CK116 2 Burner gasket; ø128mm; 6 2/1-10 1/1, 0CK119 2 Spark plug gasket, 0CK195 1 Nonretur valve, 0CK226 1 Air filter, 0CK323 1 Bushing, 0CK9D0 1 Door gasket; skyline 101</p>	
0CK369	<p>Skyline/Magistar Oven 10 GN 1/1; gas with boiler - 48th month visit For Oven 10 GN 1/1 gas with boiler - All brands - at the 48th month visit (equivalent to 12800 working hours).</p> <p>Code Qt. Description</p> <p>0C4260 2 Flame control device; 579dbc , 0CK115 2 Burner gasket, 0CK116 2 Burner gasket; ø128mm; 6 2/1-10 1/1, 0CK119 2 Spark plug gasket, 0CK195 1 Nonretur valve, 0CK226 1 Air filter, 0CK323 1 Bushing, 0CK9D0 1 Door gasket; skyline 101</p>	






SkyLine/Magistar Ovens maintenance kits

Code	Spare Part Description	Picture
0CK374	<p>Skyline/Magistar Oven 10 GN 2/1; gas without boiler - 48th month visit For Oven 10 GN 2/1 gas without boiler - All brands - at the 48th month visit (equivalent to 12800 working hours).</p> <p>Code Qt. Description</p> <p>0C4260 1 Flame control device; 579dbc , 0CK115 2 Burner gasket, 0CK116 2 Burner gasket; ø128mm; 6 2/1-10 1/1, 0CK119 2 Spark plug gasket, 0CK195 1 Nonretur valve, 0CK226 1 Air filter, 0CK323 1 Bushing, 0CK9D1 1 Door gasket; skyline 102</p>	
0CK375	<p>Skyline/Magistar Oven 10 GN 2/1; gas with boiler - 48th month visit For Oven 10 GN 2/1 gas with boiler - All brands - at the 48th month visit (equivalent to 12800 working hours).</p> <p>Code Qt. Description</p> <p>0C4260 2 Flame control device; 579dbc , 0CK115 2 Burner gasket, 0CK116 2 Burner gasket; ø128mm; 6 2/1-10 1/1, 0CK119 2 Spark plug gasket, 0CK195 1 Nonretur valve, 0CK226 1 Air filter, 0CK323 1 Bushing, 0CK9D1 1 Door gasket; skyline 102</p>	
0CK378	<p>Skyline/Magistar Oven 6 GN 1/1; gas/electric with/without boiler 60th month visit For Oven 6 GN 1/1 gas/electric with/without boiler - All brands - at the 60th month visit (equivalent to 16000 working hours).</p> <p>Code Qt. Description</p> <p>0CK115 2 Burner gasket, 0CK116 2 Burner gasket; ø128mm; 6 2/1-10 1/1, 0CK119 2 Spark plug gasket, 0CK193 1 Drain valve, 0CK195 1 Nonretur valve, 0CK226 1 Air filter, 0CK323 1 Bushing, 0CK418 1 Pump, 0CK9CY 1 Door gasket; skyline 061</p>	





SkyLine/Magistar Ovens maintenance kits

Code	Spare Part Description	Picture
0CK377	<p>Skyline Oven 6 GN 2/1; gas/electric with/without boiler 60th month visit For Oven 6 GN 2/1 gas/electric with/without boiler - All brands - at the 60th month visit (equivalent to 16000 working hours).</p> <p>Code Qt. Description</p> <p>0CK115 2 Burner gasket, 0CK116 2 Burner gasket; ø128mm; 6 2/1-10 1/1, 0CK119 2 Spark plug gasket, 0CK193 1 Drain valve, 0CK195 1 Nonretur valve, 0CK226 1 Air filter, 0CK323 1 Bushing, 0CK418 1 Pump, 0CK9CZ 1 Door gasket; skyline 062</p>	
0CK376	<p>Skyline/Magistar Oven 10 GN 1/1; gas/electric with/without boiler 60th month visit For Oven 10 GN 1/1 gas/electric with/without boiler - All brands - at the 60th month visit (equivalent to 16000 working hours).</p> <p>Code Qt. Description</p> <p>0CK115 2 Burner gasket, 0CK116 2 Burner gasket; ø128mm; 6 2/1-10 1/1, 0CK119 2 Spark plug gasket, 0CK193 1 Drain valve, 0CK195 1 Nonretur valve, 0CK226 1 Air filter, 0CK323 1 Bushing, 0CK418 1 Pump, 0CK9D0 1 Door gasket; skyline 101</p>	
0CK379	<p>Skyline/Magistar Oven 10 GN 2/1; gas/electric with/without boiler 60th month visit For Oven 10 GN 2/1 gas/electric with/without boiler - All brands - at the 60th month visit (equivalent to 16000 working hours).</p> <p>Code Qt. Description</p> <p>0CK115 2 Burner gasket, 0CK116 2 Burner gasket; ø128mm; 6 2/1-10 1/1, 0CK119 2 Spark plug gasket, 0CK193 1 Drain valve, 0CK195 1 Nonretur valve, 0CK226 1 Air filter, 0CK323 1 Bushing, 0CK418 1 Pump, 0CK9D1 1 Door gasket; skyline 102</p>	



SkyLine/Magistar Ovens maintenance kits

Code	Spare Part Description	Picture
<p>OCK763</p>	<p>Skyline/Magistar Oven 20 GN 1/1; electric with/without boiler 12th/24th/48th month visit (equivalent to 3200/6400/12800 working hours). The suggested frequency of substitution is every year according to an average duty cycle of about 3.200 hours per year. The frequency may increase or decrease depending on the higher or lower number of cooking hours/types (convection/combi/steam) and on the daily care assured by the user in cleaning, descaling and operating the unit.</p> <p>Code Qt. Description OCK494 1 Filter, OCK497 1 Oven door gasket, OCK523 1 Bushing</p>	
<p>OCK770</p>	<p>Skyline Oven 20 GN 2/1; electric with/without boiler 12th/24th/48th month visit (equivalent to 3200/6400/12800 working hours). The suggested frequency of substitution is every year according to an average duty cycle of about 3.200 hours per year. The frequency may increase or decrease depending on the higher or lower number of cooking hours/types (convection/combi/steam) and on the daily care assured by the user in cleaning, descaling and operating the unit.</p> <p>Code Qt. Description OCK494 1 Filter, OCK523 1 Bushing, OCK548 1 Oven door gasket</p>	
<p>OCK771</p>	<p>Skyline Oven 20 GN 1/1; gas with/without boiler 12th/24th month visit (equivalent to 3200/6400 working hours). The suggested frequency of substitution is every year according to an average duty cycle of about 3.200 hours per year. The frequency may increase or decrease depending on the higher or lower number of cooking hours/types (convection/combi/steam) and on the daily care assured by the user in cleaning, descaling and operating the unit.</p> <p>Code Qt. Description OCK115 3 Burner gasket, OCK116 3 Burner gasket; ø128mm; 6 2/1-10 1/1, OCK119 3 Spark plug gasket, OCK494 1 Filter, OCK497 1 Oven door gasket, OCK523 1 Bushing, OCK569 1 Spark-plug gasket</p>	



SkyLine/Magistar Ovens maintenance kits

Code	Spare Part Description	Picture
0CK772	<p>Skyline/Magistar Oven 20 GN 2/1; gas with/without boiler 12th/24th month visit (equivalent to 3200/6400 working hours). The suggested frequency of substitution is every year according to an average duty cycle of about 3.200 hours per year. The frequency may increase or decrease depending on the higher or lower number of cooking hours/types (convection/combi/steam) and on the daily care assured by the user in cleaning, descaling and operating the unit.</p> <p>Code Qt. Description</p> <p>0CK115 3 Burner gasket, 0CK116 3 Burner gasket; ø128mm; 6 2/1-10 1/1, 0CK119 3 Spark plug gasket, 0CK494 1 Filter, 0CK523 1 Bushing, 0CK548 1 Oven door gasket, 0CK569 1 Spark-plug gasket</p>	
0CK773	<p>Skyline Oven 20 GN 1/1; gas with/without boiler 36th month visit (equivalent to 9600 working hours). The suggested frequency of substitution is every year according to an average duty cycle of about 3.200 hours per year. The frequency may increase or decrease depending on the higher or lower number of cooking hours/types (convection/combi/steam) and on the daily care assured by the user in cleaning, descaling and operating the unit.</p> <p>Code Qt. Description</p> <p>0CK087 1 Cylinder for tabs, 0CK115 3 Burner gasket, 0CK116 3 Burner gasket; ø128mm; 6 2/1-10 1/1, 0CK119 3 Spark plug gasket, 0CK322 1 Plug, 0CK494 1 Filter, 0CK497 1 Oven door gasket, 0CK523 1 Bushing, 0CK569 1 Spark-plug gasket</p>	



SkyLine/Magistar Ovens maintenance kits

Code	Spare Part Description	Picture
<p>OCK774</p>	<p>Skyline Oven 20 GN 2/1; gas with/without boiler 36th month visit (equivalent to 9600 working hours). The suggested frequency of substitution is every year according to an average duty cycle of about 3.200 hours per year. The frequency may increase or decrease depending on the higher or lower number of cooking hours/types (convection/combi/steam) and on the daily care assured by the user in cleaning, descaling and operating the unit.</p> <p>Code Qt. Description</p> <p>OCK087 1 Cylinder for tabs, OCK115 3 Burner gasket, OCK116 3 Burner gasket; ø128mm; 6 2/1-10 1/1, OCK119 3 Spark plug gasket, OCK322 1 Plug, OCK494 1 Filter, OCK523 1 Bushing, OCK548 1 Oven door gasket, OCK569 1 Spark-plug gasket</p>	
<p>OCK775</p>	<p>Skyline/Magistar Oven 20 GN 1/1; gas without boiler 48th month visit (equivalent to 12800 working hours). The suggested frequency of substitution is every year according to an average duty cycle of about 3.200 hours per year. The frequency may increase or decrease depending on the higher or lower number of cooking hours/types (convection/combi/steam) and on the daily care assured by the user in cleaning, descaling and operating the unit.</p> <p>Code Qt. Description</p> <p>OC4260 2 Flame control device; 579dbc , OCK115 3 Burner gasket, OCK116 3 Burner gasket; ø128mm; 6 2/1-10 1/1, OCK119 3 Spark plug gasket, OCK494 1 Filter, OCK497 1 Oven door gasket, OCK523 1 Bushing, OCK569 1 Spark-plug gasket</p>	



SkyLine/Magistar Ovens maintenance kits

Code	Spare Part Description	Picture
0CK776	<p>Skyline/Magistar Oven 20 GN 2/1; gas without boiler 48th month visit (equivalent to 12800 working hours). The suggested frequency of substitution is every year according to an average duty cycle of about 3.200 hours per year. The frequency may increase or decrease depending on the higher or lower number of cooking hours/types (convection/combi/steam) and on the daily care assured by the user in cleaning, descaling and operating the unit.</p> <p>Code Qt. Description</p> <p>0C4260 2 Flame control device; 579dbc , 0CK115 3 Burner gasket, 0CK116 3 Burner gasket; ø128mm; 6 2/1-10 1/1, 0CK119 3 Spark plug gasket, 0CK494 1 Filter, 0CK523 1 Bushing, 0CK548 1 Oven door gasket, 0CK569 1 Spark-plug gasket</p>	
0CK777	<p>Skyline/Magistar Oven 20 GN 1/1; gas with boiler 48th month visit (equivalent to 12800 working hours). The suggested frequency of substitution is every year according to an average duty cycle of about 3.200 hours per year. The frequency may increase or decrease depending on the higher or lower number of cooking hours/types (convection/combi/steam) and on the daily care assured by the user in cleaning, descaling and operating the unit.</p> <p>Code Qt. Description</p> <p>0C4260 3 Flame control device; 579dbc , 0CK115 3 Burner gasket, 0CK116 3 Burner gasket; ø128mm; 6 2/1-10 1/1, 0CK119 3 Spark plug gasket, 0CK494 1 Filter, 0CK497 1 Oven door gasket, 0CK523 1 Bushing, 0CK569 1 Spark-plug gasket</p>	
0CK778	<p>Skyline/Magistar Oven 20 GN 2/1; gas with boiler 48th month visit (equivalent to 12800 working hours). The suggested frequency of substitution is every year according to an average duty cycle of about 3.200 hours per year. The frequency may increase or decrease depending on the higher or lower number of cooking hours/types (convection/combi/steam) and on the daily care assured by the user in cleaning, descaling and operating the unit.</p> <p>Code Qt. Description</p> <p>0C4260 3 Flame control device; 579dbc , 0CK115 3 Burner gasket, 0CK116 3 Burner gasket; ø128mm; 6 2/1-10 1/1, 0CK119 3 Spark plug gasket, 0CK494 1 Filter, 0CK523 1 Bushing, 0CK548 1 Oven door gasket, 0CK569 1 Spark-plug gasket</p>	



SkyLine/Magistar Ovens maintenance kits

Code	Spare Part Description	Picture
OCK779	<p>Skyline/Magistar Oven 20 GN 1/1; gas with/without boiler 60th month visit (equivalent to 16000 working hours). The suggested frequency of substitution is every year according to an average duty cycle of about 3.200 hours per year. The frequency may increase or decrease depending on the higher or lower number of cooking hours/types (convection/combi/steam) and on the daily care assured by the user in cleaning, descaling and operaing the unit.</p> <p>Code Qt. Description</p> <p>OCB250 1 Motor-operated valve, OCK115 3 Burner gasket, OCK116 3 Burner gasket; ø128mm; 6 2/1-10 1/1, OCK119 3 Spark plug gasket, OCK418 1 Pump, OCK494 1 Filter, OCK497 1 Oven door gasket, OCK523 1 Bushing, OCK569 1 Spark-plug gasket</p>	
OCK780	<p>Skyline/Magistar Oven 20 GN 2/1; gas with/without boiler 60th month visit (equivalent to 16000 working hours). The suggested frequency of substitution is every year according to an average duty cycle of about 3.200 hours per year. The frequency may increase or decrease depending on the higher or lower number of cooking hours/types (convection/combi/steam) and on the daily care assured by the user in cleaning, descaling and operaing the unit.</p> <p>Code Qt. Description</p> <p>OCB250 1 Motor-operated valve, OCK115 3 Burner gasket, OCK116 3 Burner gasket; ø128mm; 6 2/1-10 1/1, OCK119 3 Spark plug gasket, OCK418 1 Pump, OCK494 1 Filter, OCK523 1 Bushing, OCK548 1 Oven door gasket, OCK569 1 Spark-plug gasket</p>	
OCK781	<p>Skyline/Magistar Oven 20 GN 1/1; electric with/without boiler 36th month visit (equivalent to 9600 working hours). The suggested frequency of substitution is every year according to an average duty cycle of about 3.200 hours per year. The frequency may increase or decrease depending on the higher or lower number of cooking hours/types (convection/combi/steam) and on the daily care assured by the user in cleaning, descaling and operaing the unit.</p> <p>Code Qt. Description</p> <p>OCK087 1 Cylinder for tabs, OCK322 1 Plug, OCK494 1 Filter, OCK497 1 Oven door gasket, OCK523 1 Bushing</p>	



SkyLine/Magistar Ovens maintenance kits

Code	Spare Part Description	Picture
0CK782	<p>Skyline/Magistar Oven 20 GN 2/1; electric with/without boiler 36th month visit (equivalent to 9600 working hours). The suggested frequency of substitution is every year according to an average duty cycle of about 3.200 hours per year. The frequency may increase or decrease depending on the higher or lower number of cooking hours/types (convection/combi/steam) and on the daily care assured by the user in cleaning, descaling and operating the unit.</p> <p>Code Qt. Description</p> <p>0CK087 1 Cylinder for tabs, 0CK322 1 Plug, 0CK494 1 Filter, 0CK523 1 Bushing, 0CK548 1 Oven door gasket</p>	
0CK783	<p>Skyline/Magistar Oven 20 GN 1/1; electric with/without boiler 60th month visit (equivalent to 16000 working hours). The suggested frequency of substitution is every year according to an average duty cycle of about 3.200 hours per year. The frequency may increase or decrease depending on the higher or lower number of cooking hours/types (convection/combi/steam) and on the daily care assured by the user in cleaning, descaling and operating the unit.</p> <p>Code Qt. Description</p> <p>0CB250 1 Motor-operated valve, 0CK418 1 Pump, 0CK494 1 Filter, 0CK497 1 Oven door gasket, 0CK523 1 Bushing</p>	
0CK784	<p>Skyline/Magistar Oven 20 GN 2/1; electric with/without boiler 60th month visit (equivalent to 16000 working hours). The suggested frequency of substitution is every year according to an average duty cycle of about 3.200 hours per year. The frequency may increase or decrease depending on the higher or lower number of cooking hours/types (convection/combi/steam) and on the daily care assured by the user in cleaning, descaling and operating the unit.</p> <p>Code Qt. Description</p> <p>0CB250 1 Motor-operated valve, 0CK418 1 Pump, 0CK494 1 Filter, 0CK523 1 Bushing, 0CK548 1 Oven door gasket</p>	



SkyLine/Magistar Ovens maintenance kits

Code	Spare Part Description	Picture
OCK785	<p>Skyline/Magistar Oven 20 GN 1/1 USA; gas with/without boiler 60th month visit (equivalent to 16000 working hours). The suggested frequency of substitution is every year according to an average duty cycle of about 3.200 hours per year. The frequency may increase or decrease depending on the higher or lower number of cooking hours/types (convection/combi/steam) and on the daily care assured by the user in cleaning, descaling and operaing the unit.</p> <p>Code Qt. Description</p> <p>OCB251 1 Motor-operated valve, OCK115 3 Burner gasket, OCK116 3 Burner gasket; ø128mm; 6 2/1-10 1/1, OCK119 3 Spark plug gasket, OCK418 1 Pump, OCK494 1 Filter, OCK497 1 Oven door gasket, OCK523 1 Bushing, OCK569 1 Spark-plug gasket</p>	
OCK786	<p>Skyline/Magistar Oven 20 GN 2/1 USA; gas with/without boiler 60th month visit (equivalent to 16000 working hours). The suggested frequency of substitution is every year according to an average duty cycle of about 3.200 hours per year. The frequency may increase or decrease depending on the higher or lower number of cooking hours/types (convection/combi/steam) and on the daily care assured by the user in cleaning, descaling and operaing the unit.</p> <p>Code Qt. Description</p> <p>OCB251 1 Motor-operated valve, OCK115 3 Burner gasket, OCK116 3 Burner gasket; ø128mm; 6 2/1-10 1/1, OCK119 3 Spark plug gasket, OCK418 1 Pump, OCK494 1 Filter, OCK523 1 Bushing, OCK548 1 Oven door gasket, OCK569 1 Spark-plug gasket</p>	
OCK787	<p>Skyline/Magistar Oven 20 GN 1/1 USA; electric with/without boiler 60th month visit (equivalent to 16000 working hours). The suggested frequency of substitution is every year according to an average duty cycle of about 3.200 hours per year. The frequency may increase or decrease depending on the higher or lower number of cooking hours/types (convection/combi/steam) and on the daily care assured by the user in cleaning, descaling and operaing the unit.</p> <p>Code Qt. Description</p> <p>OCB251 1 Motor-operated valve, OCK418 1 Pump, OCK494 1 Filter, OCK497 1 Oven door gasket, OCK523 1 Bushing</p>	



SkyLine/Magistar Ovens maintenance kits




Code	Spare Part Description	Picture
0CK788	<p>Skyline/Magistar Oven 20 GN 2/1 USA; electric with/without boiler 60th month visit (equivalent to 16000 working hours). The suggested frequency of substitution is every year according to an average duty cycle of about 3.200 hours per year. The frequency may increase or decrease depending on the higher or lower number of cooking hours/types (convection/combi/steam) and on the daily care assured by the user in cleaning, descaling and operating the unit.</p> <p>Code Qt. Description</p> <p>0CB251 1 Motor-operated valve, 0CK418 1 Pump, 0CK494 1 Filter, 0CK523 1 Bushing, 0CK548 1 Oven door gasket</p>	
0CK891	<p>Skyline/Magistar Oven 6 GN 1/1; all models; every 12 months. The suggested frequency of substitution is every year according to an average duty cycle of about 3.200 hours per year. The frequency may increase or decrease depending on the higher or lower number of cooking hours/types (convection/combi/steam) and on the daily care assured by the user in cleaning, descaling and operating the unit.</p> <p>Code Qt. Description</p> <p>0CK226 1 Air filter, 0CK9CY 1 Door gasket; skyline 061</p>	
0CK892	<p>Skyline/Magistar Oven 6 GN 2/1; all models; every 12 months. The suggested frequency of substitution is every year according to an average duty cycle of about 3.200 hours per year. The frequency may increase or decrease depending on the higher or lower number of cooking hours/types (convection/combi/steam) and on the daily care assured by the user in cleaning, descaling and operating the unit.</p> <p>Code Qt. Description</p> <p>0CK226 1 Air filter, 0CK9CZ 1 Door gasket; skyline 062</p>	
0CK893	<p>Skyline/Magistar Oven 10 GN 1/1; all models; every 12 months. The suggested frequency of substitution is every year according to an average duty cycle of about 3.200 hours per year. The frequency may increase or decrease depending on the higher or lower number of cooking hours/types (convection/combi/steam) and on the daily care assured by the user in cleaning, descaling and operating the unit.</p> <p>Code Qt. Description</p> <p>0CK226 1 Air filter, 0CK9D0 1 Door gasket; skyline 101</p>	







SkyLine/Magistar Ovens maintenance kits

Code	Spare Part Description	Picture
<p>OCK894</p>	<p>Skyline/Magistar Oven 10 GN 2/1; all models; every 12 months. The suggested frequency of substitution is every year according to an average duty cycle of about 3.200 hours per year. The frequency may increase or decrease depending on the higher or lower number of cooking hours/types (convection/combi/steam) and on the daily care assured by the user in cleaning, descaling and operating the unit.</p> <p>Code Qt. Description</p> <p>OCK226 1 Air filter, OCK9D1 1 Door gasket; skyline 102</p>	
<p>OCK895</p>	<p>Skyline/Magistar Oven 20 GRIDS GN 1/1 all models; every 12 months. The suggested frequency of substitution is every year according to an average duty cycle of about 3.200 hours per year. The frequency may increase or decrease depending on the higher or lower number of cooking hours/types (convection/combi/steam) and on the daily care assured by the user in cleaning, descaling and operating the unit.</p> <p>Code Qt. Description</p> <p>OCK494 1 Filter, OCK497 1 Oven door gasket</p>	
<p>OCK896</p>	<p>Skyline/Magistar Oven 20 GRIDS GN 2/1 all models; every 12 months. The suggested frequency of substitution is every year according to an average duty cycle of about 3.200 hours per year. The frequency may increase or decrease depending on the higher or lower number of cooking hours/types (convection/combi/steam) and on the daily care assured by the user in cleaning, descaling and operating the unit.</p> <p>Code Qt. Description</p> <p>OCK494 1 Filter, OCK548 1 Oven door gasket</p>	

SkyLine/Rapido Blast Chillers maintenance kits




Code	Spare Part Description	Picture
096166	<p>Skyline/Rapido ChillS 30 kg; 3rd, 6th and 9th visits For BCF lenghtwise touch UI 30kg Electrolux Professional and Zanussi, at the 3rd, 6th and 9th visits.</p> <p>Code Qt. Description</p> <p>095165 1 Cable clamp, 095938 2 Isolation hose, 095939 2 Isolation hose, 095985 1 Door gasket, 095989 1 Anticondense tube, 096156 3 Screw</p>	
096167	<p>Skyline/Rapido ChillS 50 kg; 3rd, 6th and 9th visits For BCF lenghtwise touch UI 50kg Electrolux Professional and Zanussi, at the 3rd, 6th and 9th visits.</p> <p>Code Qt. Description</p> <p>095165 1 Cable clamp, 095938 2 Isolation hose, 095939 2 Isolation hose, 095986 1 Door gasket, 095989 1 Anticondense tube, 096156 4 Screw</p>	
096168	<p>Skyline/Rapido ChillS 70 kg; 3rd, 6th and 9th visits For BCF lenghtwise touch UI 70kg Electrolux Professional and Zanussi, at the 3rd, 6th and 9th visits.</p> <p>Code Qt. Description</p> <p>095165 1 Cable clamp, 095938 2 Isolation hose, 095939 2 Isolation hose, 095987 1 Door gasket, 095989 1 Anticondense tube, 096156 5 Screw</p>	

Speedelight/EazyPanini maintenance kits


Code	Spare Part Description	Picture
OCB419	<p>Speedelight/EazyPanini & Speedelight/EazyPanini Flex; every 12 month Speedelight/EazyPanini - all types The suggested frequency of substitution is the first, the third, the fifth year according to an average duty cycle of about 65.000 cycles per year. The frequency may increase or decrease depending on the higher or lower number of microwaves cooking cycles and on the daily care assured by the user in cleaning and operating the unit.</p> <p>Code Qt. Description OCA696 2 Filter; 128x53x10mm; hpse , OCB089 1 Choke cover; kit</p>	
OCB420	<p>Speedelight/EazyPanini; every 24 month Speedelight/EazyPanini - all types except Flex The suggested frequency of substitution is the second, the fourth, the sixth year according to an average duty cycle of about 65.000cycles per year. The frequency may increase or decrease depending on the higher or lower number of microwaves cooking cycles and on the daily care assured by the user in cleaning and operating the unit.</p> <p>Code Qt. Description OC8133 2 Washer; 7x20x2 , OCA696 2 Filter; 128x53x10mm; hpse , OCA809 1 Tube gasket, OCB089 1 Choke cover; kit</p>	
OCB421	<p>Speedelight/EazyPanini Flex; every 24 month or 130.000 cycles Speedelight/EazyPanini - Flex The frequency may increase or decrease depending on the higher or lower number of microwaves cooking cycles and on the daily care assured by the user in cleaning and operating the unit.</p> <p>Code Qt. Description OC8133 2 Washer; 7x20x2 , OCA696 2 Filter; 128x53x10mm; hpse , OCA809 1 Tube gasket, OCB089 1 Choke cover; kit, OCBAlO 1 Catch hspe, OCBAlQ 1 Guide for catch hspe; set 2pcs</p>	
OCB410	<p>Speedelight/EazyPanini choke cover kit Code Qt. Description OC8166 4 List; transversal; l=34,5 cm, OCB066 1 Red silicon 736; 90 ml cartridge, OCB076 1 Rivets; set 14pcs</p>	



Speedelight/EazyPanini maintenance kits


Code	Spare Part Description	Picture
OCBAEW	Speedelight/EazyPanini Tray & Speedelight/EazyPanini Tray Flex; every 12 month. The frequency may increase or decrease depending on the higher or lower number of microwaves cooking cycles and on the daily care assured by the user in cleaning and operating the unit. Code Qt. Description OCA696 2 Filter; 128x53x10mm; hpse	
OCBAEX	Speedelight/EazyPanini Tray; every 24 month. The frequency may increase or decrease depending on the higher or lower number of microwaves cooking cycles and on the daily care assured by the user in cleaning and operating the unit. Code Qt. Description OC8133 2 Washer; 7x20x2 , OCA696 2 Filter; 128x53x10mm; hpse , OCA809 1 Tube gasket	
OCBAEY	Speedelight/EazyPanini Tray Flex; every 24 month. The frequency may increase or decrease depending on the higher or lower number of microwaves cooking cycles and on the daily care assured by the user in cleaning and operating the unit. Code Qt. Description OC8133 2 Washer; 7x20x2 , OCA696 2 Filter; 128x53x10mm; hpse , OCA809 1 Tube gasket, OCBAIO 1 Catch hpse, OCBAIQ 1 Guide for catch hpse; set 2pcs	

Vacuum Machines maintenance kits

Code	Spare Part Description	Picture
OPRRVV	kit maintenance 1st level evp08-dvp08: -oil pump orv40 250ml - minor kit for vacuum pump lb8 / lc12 / la12 (oil separator filter) -teflon zone tape adhesive cover 65mm mc / new / vacuum2010 / 400g-dg / vm98 / f420	



Vacuum Machines maintenance kits

Code	Spare Part Description	Picture
OPRRVW	<p>kit maintenance 2nd level evp08-dvp08:</p> <ul style="list-style-type: none"> -oil pump orv40 250ml pcs.1 - lip cover gasket mc orv.std food silicone sr-50 / t black 17mm mt2 -kit minor for vacuum pump lb8 / lc12 / la12 (oil separator filter) pcs 1 -teflon zone tape adhesive cover 65mm mc / new / vacuum2010 / 400g-dg / vm98 / f420 mt.1 -bar sald. compl. 319x30x20 c308 / c310 / c312 / idea30 / 31/32 pz1 	
OPRRVX	<p>kit maintenance 1st level evp12d-dvp12d:</p> <ul style="list-style-type: none"> -oil pump orv40 500ml pcs.1 -kit minor for vacuum pump lb8 / lc12 / la12 (oil separator filter) pcs 1 -teflon zone tape adhesive cover 65mm mc / new / vacuum2010 / 400g-dg / vm98 / f42 	
OPRRVY	<p>kit maintenance 2nd level evp12d-dvp12d:</p> <ul style="list-style-type: none"> -oil pump orv40 500ml pcs.1 - lip cover gasket mc orv.std food silicone sr-50 / t black 17mm mt2 -kit minor for vacuum pump lb8 / lc12 / la12 (oil separator filter) pcs 1 -teflon zone tape adhesive cover 65mm mc / new / vacuum2010 / 400g-dg / vm98 / f420 mt.1 -compl. welding bar 319x30x20 c308 / c310 / c312 / idea30 / 31/32 pz1 	
OPRRVZ	<p>kit maintenance 1st level evp16d-dvp16d:</p> <p>180 / 5.000 risultati della traduzione</p> <ul style="list-style-type: none"> -oil pump orv40 500ml pcs.1 -kit minor for vacuum pump md16 / lc25 (k1000040) (oil separator filter) pcs 1 -teflon zone tape adhesive cover 65mm mc / new / vacuum2010 / 400g-dg / vm98 / f420 	
OPRRW0	<p>kit maintenance 2nd level evp16d-dvp16d:</p> <ul style="list-style-type: none"> -oil pump orv40 500ml pcs.1 -lip cover gasket mc orv.std food silicone sr-50 / t black 17mm mt2 -kit minor for vacuum pump md16 / lc25 (k1000040) (oil separator filter) pcs 1 -teflon zone tape adhesive cover 65mm mc / new / vacuum2010 / 400g-dg / vm98 / f420 mt.1 -compl. welding bar 421x30x20 c412 / c420 / idea40 / 41/42 pz. 1 	
OPRRW1	<p>kit maintenance 1st level evp20t-dvp20t:</p> <ul style="list-style-type: none"> -oil pump orv40 500ml pcs.1 -kit minor lb18 / lc20- lb25 / la20 (k1000038) (oil separator filter) pcs 1 -teflon zone tape adhesive cover 65mm mc / new / vacuum2010 / 400g-dg / vm98 / f420 	
OPRRW2	<p>kit maintenance 2nd level evp20t-dvp20t:</p> <ul style="list-style-type: none"> -oil pump orv40 500ml pcs.1 - lip cover gasket mc orv.std food silicone sr-50 / t black 17mm mt2 -kit minor lb18 / lc20- lb25 / la20 (k1000038) (oil separator filter) pcs 1 -teflon zone tape adhesive cover 65mm mc / new / vacuum2010 / 400g-dg / vm98 / f420 mt.1 -compl. welding bar 421x30x20 c412 / c420 / idea40 / 41/42 pz. 1 	



Vacuum Machines maintenance kits

Code	Spare Part Description	Picture
OPRRW3	kit maintenance 1st level evp25a-dvp25a: - orv60 pump oil 1,5l pcs.1 -kit minor for vacuum pump md16 / lc25 (k1000040) (oil separator filter) pcs 1 -teflon zone tape adhesive cover 65mm mc / new / vacuum2010 / 400g-dg / vm98 / f420	
OPRRW4	kit maintenance 2nd level evp25a-dvp25a: - orv60 pump oil 1,5l pcs.1 - lip cover gasket mc orv.std food silicone sr-50 / t black l7mm mt2 -kit minor for vacuum pump md16 / lc25 (k1000040) (oil separator filter) pcs 1 -resist.nicr 5.00x0.30 din125 rounded mc / vm14 / vm98 / evox mt.1 -teflon zone tape adhesive cover 65mm mc / new / vacuum2010 / 400g-dg / vm98 / f420 mt.1	
OPRRW5	kit maintenance 1st level evp60a-dvp60a: -oil pump orv60 1 + 1l pcs.1 -oil separator filter for vacuum pump lb60 / lc60 vm19 / 20/1800 pcs. 1 -pump oil filter 60/151 m ³ / h pcs.1 -teflon zone tape adhesive cover 65mm mc / new / vacuum2010 / 400g-dg / vm98 / f420	
OPRRW6	kit maintenance 2nd level evp60a-dvp60a: -oil pump orv60 1 + 1l pcs.1 -lip cover gasket mc orv.std food silicone sr-50 / t black l7mm mt3 -pump oil filter 60/151 m ³ / h pcs.1 -oil separator filter for vacuum pump lb60 / lc60 vm19 / 20/1800 pcs. 1 -teflon zone tape adhesive cover 65mm mc / new / vacuum2010 / 400g-dg / vm98 / f420 mt.2 -resist.nicr 5.00x0.30 din125 rounded mc / vm14 / vm98 / evox mt.2	


Spare Part Kits Catalogue

Accessories & Consumables Kits

Ice makers

Code	Spare Part Description	Picture
OS2527	Code Qt. Description 095779 4 Nylon brush, 095781 1 Scraper, 095782 1 Brush, OS1630 1 Purity c500 quell kit with of flow meter , OS1892 1 Service cartridge purity c , OS2123 1 Reducer; 3/4"-3/8"; set; purity c , OS2504 1 C50 descaler eco based on lactic acid for ice makers;4pcs x 1lt; adr/imdgi/iata limited quantity	

Ovens

Code	Spare Part Description	Picture
OS2976	Code Qt. Description OS1872 1 Non-stick u-pan gn 1/1 h=20 mm , OS1873 1 Non-stick u-pan gn 1/1 h=40 mm , OS1874 1 Non-stick u-pan gn 1/1 h=60 mm , OS1894 1 Frying griddle gn 1/1 for ovens , OS2394 1 C25-rinse & descale tab;50 bags, OS2395 1 C22-cleaning tab;100 bags; 1 tab = 65gr adr & imdg limited quantity, OS2513 1 Non-stick perforated diamond grill, gn 1/1	
OS3125	Code Qt. Description OC6037 1 Frying/steaming basket for ovens; gn 1/1; set 2pcs , OC8526 1 Egg fryer for 8 eggs - gn 1/1 , OS1872 1 Non-stick u-pan gn 1/1 h=20 mm , OS1876 1 Non-stick u-pan gn 1/2 h=40 mm	
OS3126	Code Qt. Description OC6037 1 Frying/steaming basket for ovens; gn 1/1; set 2pcs , OS1872 1 Non-stick u-pan gn 1/1 h=20 mm , OS1873 1 Non-stick u-pan gn 1/1 h=40 mm	

Modular Cooking

Code	Spare Part Description	Picture
OS3119	Code Qt. Description OS2059 1 Induction pan+s/s handle d=200mm , OS2060 1 Induction pan+s/s handle; d=240mm , OS2062 1 Induction wok pan+s/s handle;diam 350mm , OS2064 1 Induction pan-ribbed plate; 260x330mm	



Modular Cooking

Code	Spare Part Description	Picture
OS3123	Code Qt. Description OS1872 1 Non-stick u-pan gn 1/1 h=20 mm , OS1873 1 Non-stick u-pan gn 1/1 h=40 mm , OS1894 1 Frying griddle gn 1/1 for ovens , OS2514 1 Baking pan	
OS3124	Code Qt. Description OC6037 1 Frying/steaming basket for ovens; gn 1/1; set 2pcs , OS1747 1 Universal skewer pan+4 long skewers-lw , OS1894 1 Frying griddle gn 1/1 for ovens , OS2513 1 Non-stick perforated diamond grill, gn 1/1	

Speedelight/EazyPanini

Code	Spare Part Description	Picture
OS3127	Code Qt. Description OCB903 1 Brush slim nylon, OCB904 1 Brush slim brass, OCB905 1 Ptfе pressed tray for speedelight	

GourmeXpress

Code	Spare Part Description	Picture
OS3128	Code Qt. Description OCB905 1 Ptfе pressed tray for speedelight, OCBCB6 1 Teflon tray - gourmexpress, OCBCB7 1 Teflon mesh basket - gourmexpress	

Dishwashing

Code	Spare Part Description	Picture
OS3129	Code Qt. Description 048795 1 Basket for 18 plates yellow , 048796 1 Blue basket; 24/48 cups; 500x500x105mm , 048797 1 Cutlery basket; brown , 048842 1 Overflow pipe , 048890 1 Trays basket; red , 068701 1 Basket; red for trays	



Excellence is central to everything we do.
By anticipating our customers' needs, we strive for
Excellence with our people, innovations, solutions and services.
To be the OnE making our customers' work-life easier,
more profitable – and truly sustainable every day.

Follow us on



www.electroluxprofessional.com

Excellence with the environment in mind

- ▶ The majority of Electrolux Professional Group factories are third-party certified according to ISO (International Organization for Standardization) standards ISO 9001 and ISO 14001, with some sites also certified ISO 5001 and ISO 45001.*
- ▶ We are focused on developing innovative and sustainable solutions designed for low water, energy and detergent consumptions and reduced emissions.
- ▶ Our products are tailored to human comfort based on ergonomic principles and according to the user's natural workflow, achieving maximum efficiency with minimum effort. We also perform third-party ergonomic certifications on certain products (ERGOCERT).
- ▶ The selection of materials and technologies for our products complies with REACH (Registration, Evaluation, Authorization and Restriction of Chemicals) and RoHS directives (Restriction of Hazardous Substances 2011/65/EU) for the protection of human health and the environment



*for more details, refer to annual Sustainability Report at: electroluxprofessionalgroup.com