

Water Treatment Solution



Perfectly cleaned wares for the best results

In addition to detergent and rinse aid, water also represents an essential contribution to an excellent presentation



Green

Chemical savings: highly active detergent & rinse aid
Energy savings: avoid lime scale from depositing on heating element, guaranteeing low energy consumption for heating water

Time savings: no need for manual polishing



Clean

Excellent rinsing results & Spot free drying on dedicated wares e.g. glasses and cutlery using appropriate water treatment



Safe

No breakdown of components due to scale deposits
No germs transferred from manual polishing



Discover the Electrolux Excellence and share more of our thinking at www.professional.electrolux.com

Choose from the four water treatment methods, according to the quality of supply water as well as your requirements, to achieve the right purity.

Water softening

Transforms calcium and magnesium ions into non-hardening sodium ions/soluble salts. Rinse aid and detergents achieve good cleaning results with low consumption.

Partial demineralization

Improves the cleanliness of wares, removing all calcium and magnesium mineral content of the water, with deposit-free wash results.

Total demineralization

Completely removes salts and minerals from the water, resulting in distilled water to produce a dazzling shine without the need for further polishing.

Reverse osmosis

Uses filtration through membranes that capture all the salt and some types of bacteria. No deposits are left on wares which come out of the dishwasher spotlessly clean and sparkling.



Choose the right water treatment solution in just a few steps




1. Check water hardness on-site:



using the water hardness measurement strip included in the leaflet

2. Verify what type of wares to be washed










3. Supply water temperature (cold or hot)

The table below will help define the right solution

Feed water total hardness	0° dH 0° fH 0° e	4° dH 7° fH 5° e	20° dH 36° fH 25° e	22° dH 40° fH 28° e	35° dH 62° fH 44° e	45° dH 80° fH 56° e
			External water softener			
			Built-in continuous water softener			
			External water softener			
			Parital demineralization			
			Reverse osmosis	External water softener + reverse osmosis		
			Total demineralization			

 Suggested solution for **cold** water supply (max. 15°C)
 Suggested solution for **warm** water supply (max. 60°C)

Test strips for determination of water hardness

① 	<3,0° d <5,4° f <3,8° e	<4,0° d <7,0° f <5,0° e	<7,0° d <12,5° f <8,75° e	<14,0° d <25,0° f <17,5° e	<21,0° d <37,6° f <26,25° e
② 					
③ 					
④ 					



Water Softener

Demineralization

Reverse Osmosis

Product	Built-In Continuous Water Softener	860005 8 lt. External Automatic Water Softener	865284 2x13lt (cold water) + 12lt (hot water) Automatic Water Softener	865495 12lt (hot water) Automatic Water Softener (for non ESD model)	864017 Partial Demineralization	864367 Total Demineralization	864388 Reverse Osmosis	865494 External Water Softener + Reverse Osmosis
----------------	------------------------------------	----------------------------------------------------------	----------------------------------------------------------------------------------	--------------------------------------------------------------------------------	-------------------------------------------	-----------------------------------------	----------------------------------	------------------------------------------------------------

External dimension (mm)	No additional space needed	24.5x4.80x5.60	828x510x730 mm (WS) 800x1100x850mm (salt tanks)	828x510x730 mm (WS) 800x1100x850mm (salt tanks)	288x255x550	288x255x550	143x45.5x4.83	955x810x665 (RO) 828x510x730mm (WS) 800x1100x850 (salt tank)
-------------------------	----------------------------	----------------	----------------------------------------------------	----------------------------------------------------	-------------	-------------	---------------	--------------------------------------------------------------------

Electrical connection	None	230V/1N/ 50-60Hz	230V/ 1N/ 50Hz	230V/ 1N/ 50Hz	None	None	220-240V/1N/ 50-60Hz	230V/ 1N/ 50Hz
-----------------------	------	---------------------	----------------	----------------	------	------	-------------------------	----------------

Supply water requirements

Pressure (bar)	0,5 - 7	2 - 8	2-6 bar	2-6 bar	2 - 6	2 - 6	1 - 4	2-6 bar
Temperature (°C)	10 - 65	8 - 15	5-35 °C (cold water) 5-65 °C (hot water)	5-35 °C (cold water) 5-65 °C (hot water)	4 - 60	4 - 60	5 - 35	5-35 °C (RO) 5-65 °C (WS)
Hardness (°dH) (°fH)	Max 27 48	Max 50 90	Max 32 60	Max 32 60	Max 35 62	Max 35 62	Max 25 4.4	Max 28 50

Drain water requirements

	No	No	No	No	No	No	Yes	Yes
--	----	----	----	----	----	----	-----	-----

Permeate water specifications

Water flow rate	900 lt/h	900 lt/h	900 lt/h	900 lt/h	300 lt/h	300 lt/h	120 lt/h at 15°C inlet water temperature	900 lt/h (WS) 300 lt/h (RO) at 15°C inlet water temperature
-----------------	----------	----------	----------	----------	----------	----------	------------------------------------------	----------------------------------------------------------------

Capacity at 15°dH or 25°fH	1.800 lt./ salt filling	1.300 lt./ salt filling	15.400lt/ salt filling (hot water) 7.700 lt/ salt filling (cold water)	15.400lt/ salt filling (hot water) 7.700 lt/ salt filling (cold water)	8.000 lt/ cartridge (at 0% bypass setting)	3.333 lt/ cartridge (at 0% bypass setting)	120 lt/h at 15°C inlet water temp	15.400lt/ salt filling (hot water) 7.700 lt/ salt filling (cold water)
----------------------------	----------------------------	----------------------------	---------------------------------------------------------------------------	---------------------------------------------------------------------------	-----------------------------------------------	-----------------------------------------------	-----------------------------------	---------------------------------------------------------------------------

Suitable for dishwasher	NeoBlue Touch Undercounter, Hood type	NeoBlue Touch Undercounter, Hood type	Rack type	Rack Type	NeoBlue Touch Undercounter, Hood type	NeoBlue Touch Undercounter, Hood type	green&clean Undercounter, Hood type	Rack type Multirinse
-------------------------	---------------------------------------	---------------------------------------	-----------	-----------	---------------------------------------	---------------------------------------	-------------------------------------	----------------------