Electrolux

FSF3

IT Sezione TECNICA (ricambi e schemi)

EN TECHNICAL section (spare parts and drawings)

FR Section TECHNIQUE (pièces détachées et schémas)

DE TECHNISCHER abschnitt (ersatzteile und schaltpläne)

ES Sección TÉCNICA (repuestos y esquemas)





71369_T_FSF3_ed.06a (IT originale)

INDICE / INDEX / TABLE DE MATIERES / INHALT / ÍNDICE

IT

Informazioni generali A
Montaggio accessori B
Parti di ricambio C
Schemi D
Unità di misura E

EN

General information A
Assembling accessories B
Spare parts C
Diagrams D
Unit measures E

FR

Informations générales A
Montage d'accessoires B
Pièces détachées C
Schéma D
Unités de misures E

DE

Allgemeine informationen A
Montage-zubehör B
Ersatzteile C
Schaltschema D
Maßeinheit E

ES

Información general A
Montaje de accessorios B
Repuestos C
Esquema D
Unidades de medida E

DIMENSIONI INGOMBRO / OVERALL DIMENSIONS
DIMENSIONS HORS TOUT / AUßENMAßE / DIMENSIONES TOTALES

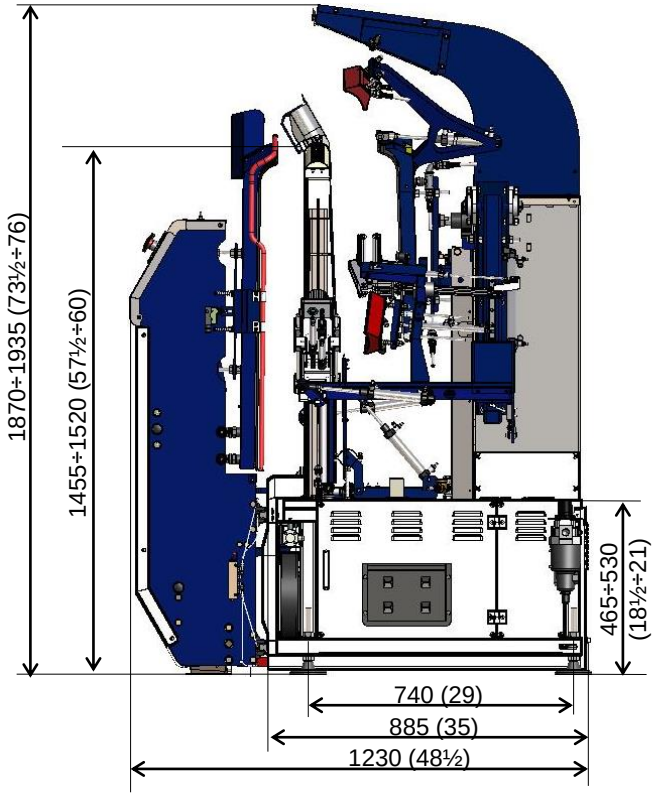

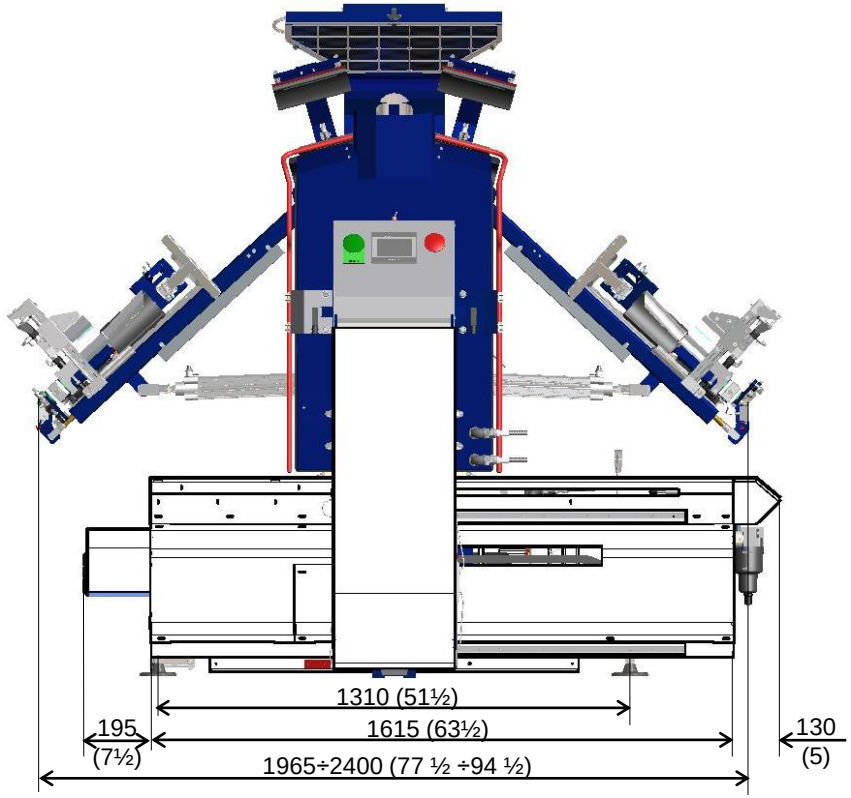

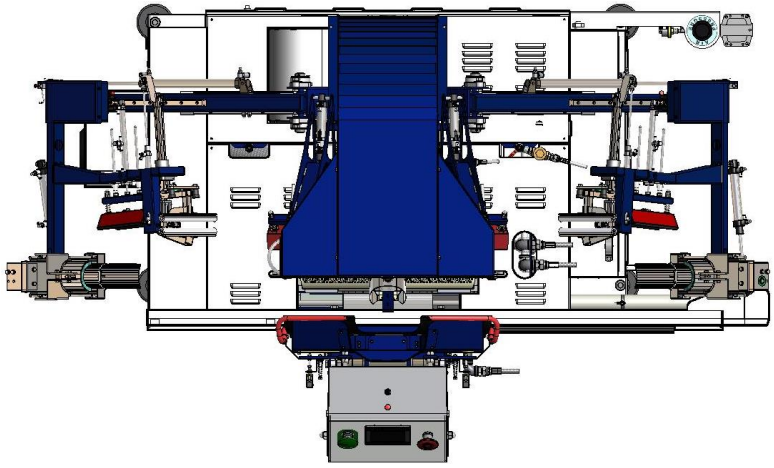

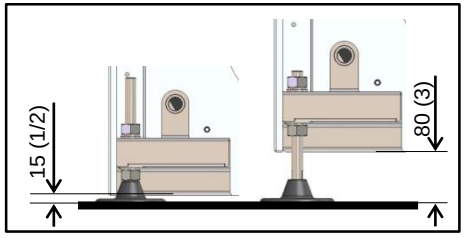

Dimensioni “mm (pollici)”; regolazione piedini: +65mm (2 ½ in)
Dimensions “mm (inch)”; feet adjustment: +65mm (2 ½ in)

DIMENSIONI INGOMBRO / OVERALL DIMENSIONS
DIMENSIONS HORS TOUT / AUßENMAßE / DIMENSIONES TOTALES

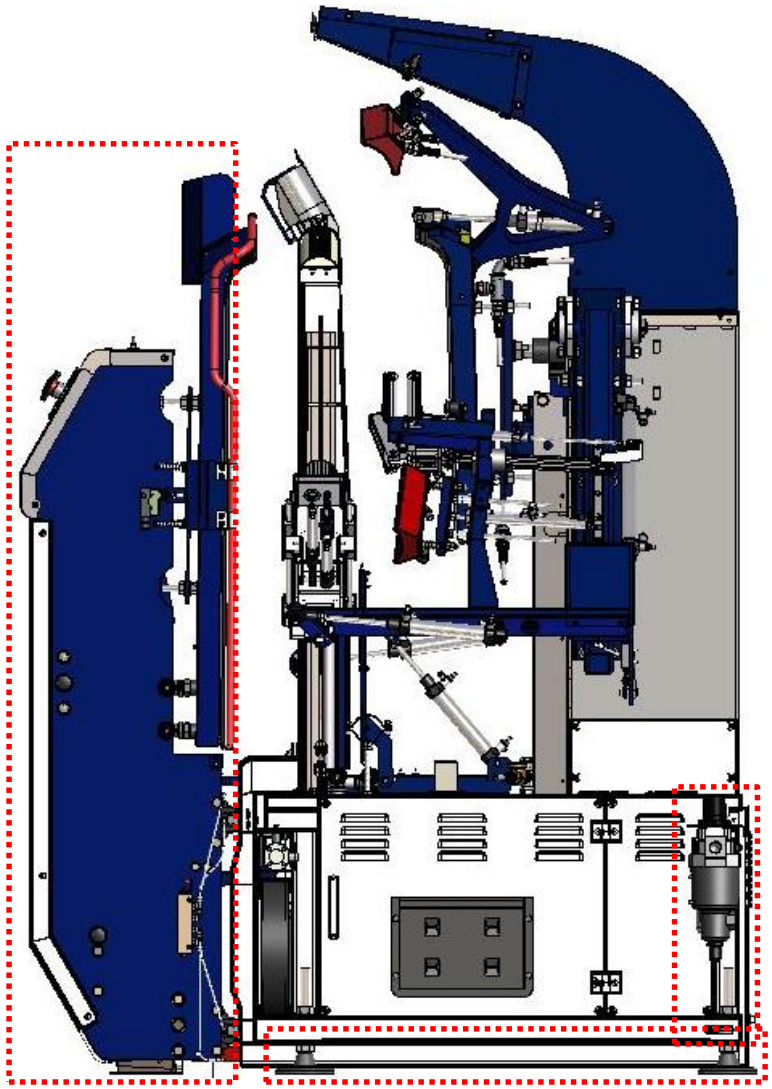

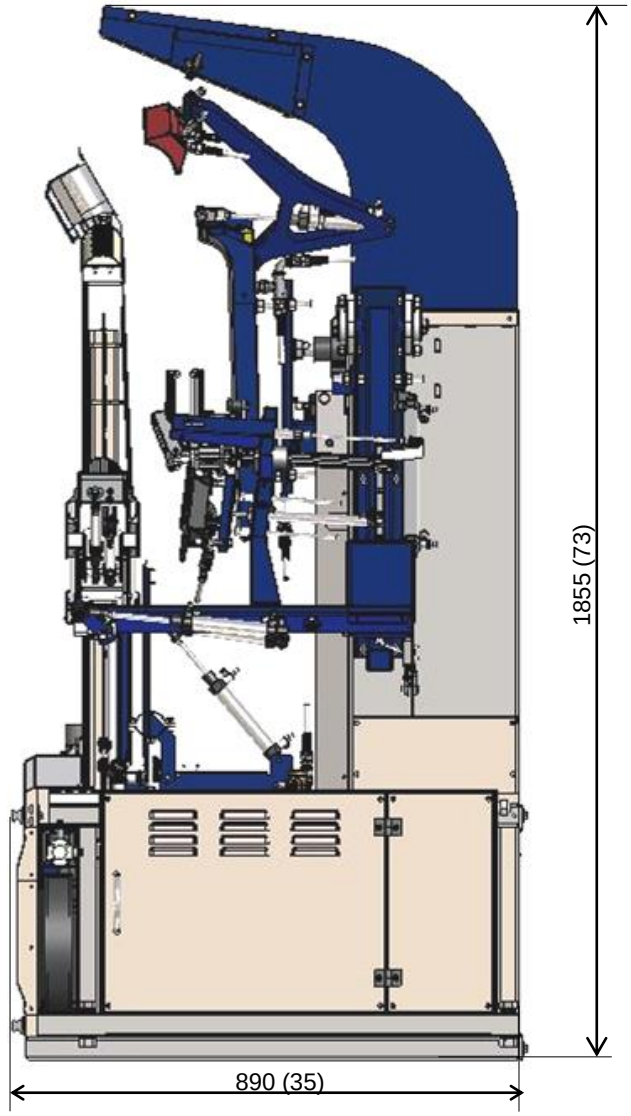

= PARTI REMOVIBILI / *REMOVABLE PARTS*

Dimensioni “mm (pollici)” / *Dimensions “mm (inch)”*

DATI TECNICI / TECHNICAL SPECIFICATIONS / DONNES TECHNIQUES
TECHNISCHE DATEN / DATOS TECNICOS

ALLACCIAMENTI CENTRALI
CENTRAL SUPPLIES
BRANCHEMENT CENTRALES
ZENTRALANSCHLUSSE
CONEXION CENTRAL

B

	IT	EN	FR	DE	ES	B
IP (*)	Alimentazione elettrica	Required power	Courant	Elektrischer Anschluss	Alimentación eléctrica	400V/3+N/50Hz or 230/3/60Hz (AUX 24VDC)
IA	Alimentazione aria	Air inlet	Alimentation air	Lufteingang	Alimentación de aire	1/2”
	Pressione esercizio aria	Air working pressure	Pression travail air	Betriebsluft druck	Pression de trabajo aire	5,5 bar (0,55 MPa) 80 psi
	Consumo aria	Air consumption	Consommation air	Luftverbrauch	Consumo de aire	57 Nl/ciclo 2 cubic feet/cycle
IS	Alimentazione vapore	Steam inlet	Arrivée vapeur	Dampfverbrauch	Alimentación de vapor	1/2”
	Pressione esercizio vapore	Steam working pressure	Pression travail vapeur	Betriebsdampf druck	Pression de trabajo vapor	5÷7 bar (0,5÷0,7 Mpa) 72÷100 psi
	Consumo vapore	Steam consumption	Consommation vapeur	Dampfverbrauch	Consumo de vapor	24÷27 kg/h 53÷60 Lbs/hr
OC_1 OC_2**	Ritorno condensa	Condensate return outlet	Retour de condensat	Kondensatrückführung	Retorno de condensados	2x1/2”
	Motore ventilatore	Fan motor	Moteur ventilateur	Ventilatomotor	Motor ventilador	1,5 kW 2 hp
	Motore aspiratore	Vacuum motor	Moteur aspirateur	Absaugungsmotor	Motor aspirador	0,37 kW 0,5 hp
*	Altri voltaggi a richiesta	Other voltage upon request	Autres voltages sur demande	Andere Gewünschte Stromspannungen	Otro voltaje bajo demanda	
	Peso netto	Net weight	Poids net	Nettogewicht	Peso neto	675 kg max 1488 Lbs
	Peso lordo – fondale	Gross weight – pallet	Poids brut – palette en bois	Bruttogewicht – palette	Peso bruto – palet de madera	735 kg max 1620 Lbs
	Peso lordo – indupack	Gross weight – indupack	Poids brut – indupack	Bruttogewicht – indupack	Peso bruto – indupack	775 kg max 1710 Lbs
	Dimensioni imballo	Overall dimensions	Dimensions emballage	Verpackungsabmessungen	Dimensiones de embalaje	198x126x205 cm 78x50x81 in
	Volume	Volume	Volume	Volumen	Volumen	5,1 m^3 180 ft^3

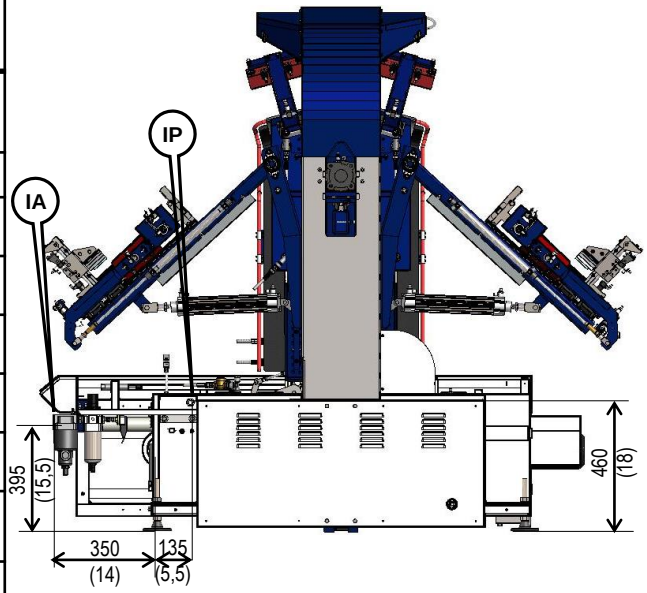

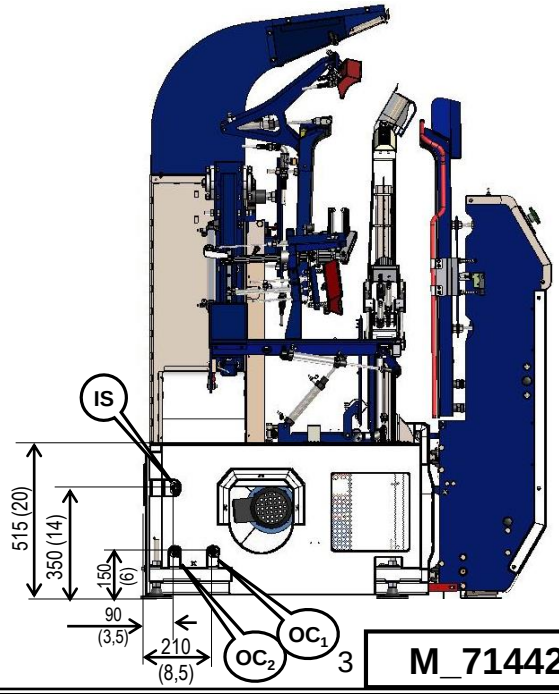

LIVELLO PRESSIONE ACUSTICA RILEVATO AL POSTO DI LAVORO **LW = 80dB(A) max**
*SOUND PRESSURE LEVEL MEASURED AT THE WORKPLACE **LW = 80 dB(A) max***

Dimensioni “mm (pollici)” / *Dimensions “mm (inch)”*

3

M_71442/4

ALLACCIAMENTO ELETTRICO / ELECTRICAL CONNECTION
BRANCHEMENT ELECTRIQUE / ELECTRISCHER ANSCHLUSS / CONNEXIÓN ELECTRICA

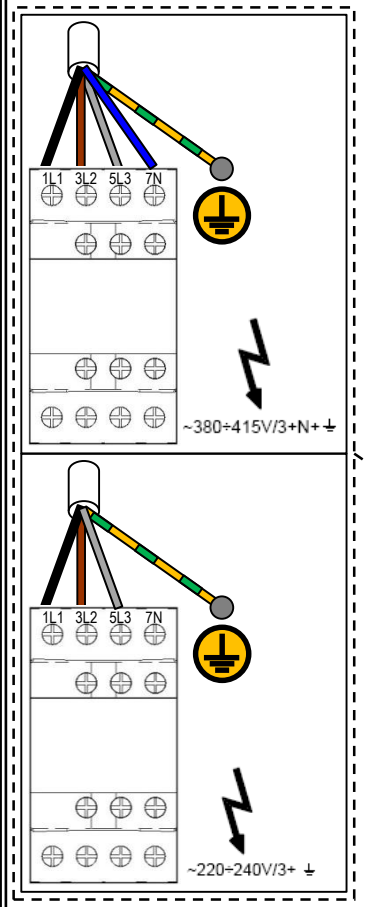

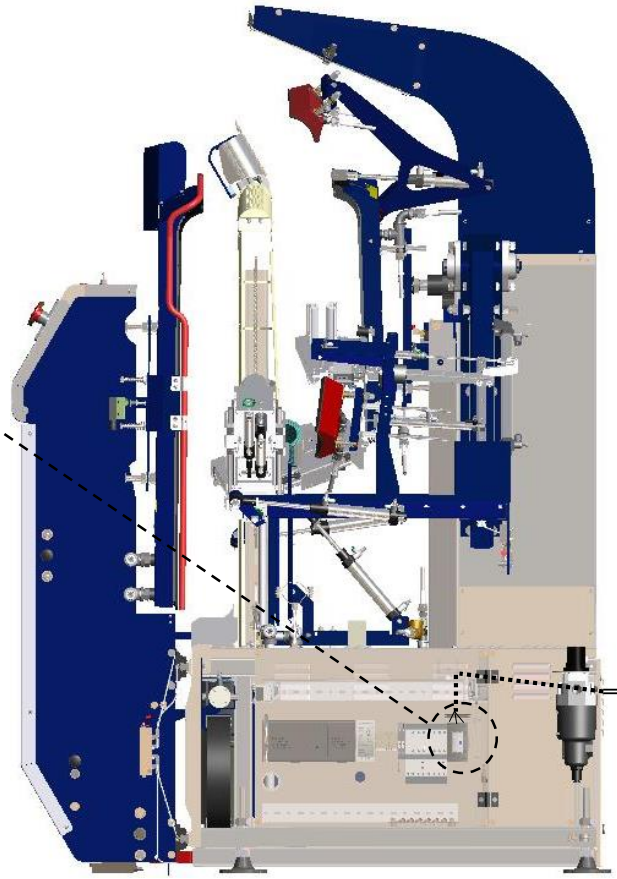

INTERRUTTORE AUTOMATICO MAGNETOTERMICO DIFFERENZIALE: 30mA
AUTOMATIC DIFFERENTIAL HEAT SAFETY CUT-OUT SWITCH: 30mA
INTERRUPTEUR AUTOMATIQUE MAGNETOTERMIQUE DIFFERENTIAL: 30mA
AUTOMATISCHER MAGNETOTERMISCHER DIFFERENZIAL-SCHALTER: 30mA
INTERRUPTOR AUTOMATICO MAGNETO-TERMICO DIFFERENCIAL: 30mA

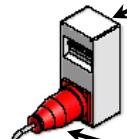

PRESA E SPINA AD INTERBLOCCO MECCANICO
MECHANICAL PLUG AND SOCKET BLOCK
PRISE ET FICHE A INTERBLOCAGE MECANIQUE
STECKDOSE MIT MECHANISCHER ZWISCENBLOCKIERUNG
TOMA Y ENCHUFE A INTERBLOQUE MECANICO

CAVO DI ALIMENTAZIONE
ELECTRICAL WIRE
CABLE ALIMENTATION
ELEKTROKABEL
CABLE DE ALIMENTACIÓN

IT	EN	FR	DE	ES	3ph 230V 1,9kW	3ph 400V 1,9kW
Sezione conduttori “mmq”	Wire section “mmq”	Section cables “mmq”	Kabel_ durchschnitt “mmq”	Seccion de cables “mmq”	4x2,5	5x2,5
Portata interruttore “A”	Switch capacity “A”	Capacitè interrupteur “A”	Schalter_ kapazitat “A”	Capacidad interruptor “A”	3x16	4x16
Taratura fusibili “A”	Fuses calibration “A”	Tarage fusibles “A”	Sicherungs_ eichung “A”	Calibraje fusibles “A”	16	16

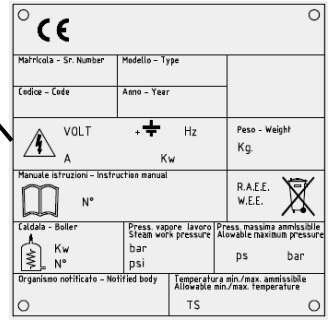

COMANDI
CONTROLS
CONTRÔLES
STEUERUNG
CONTROLES

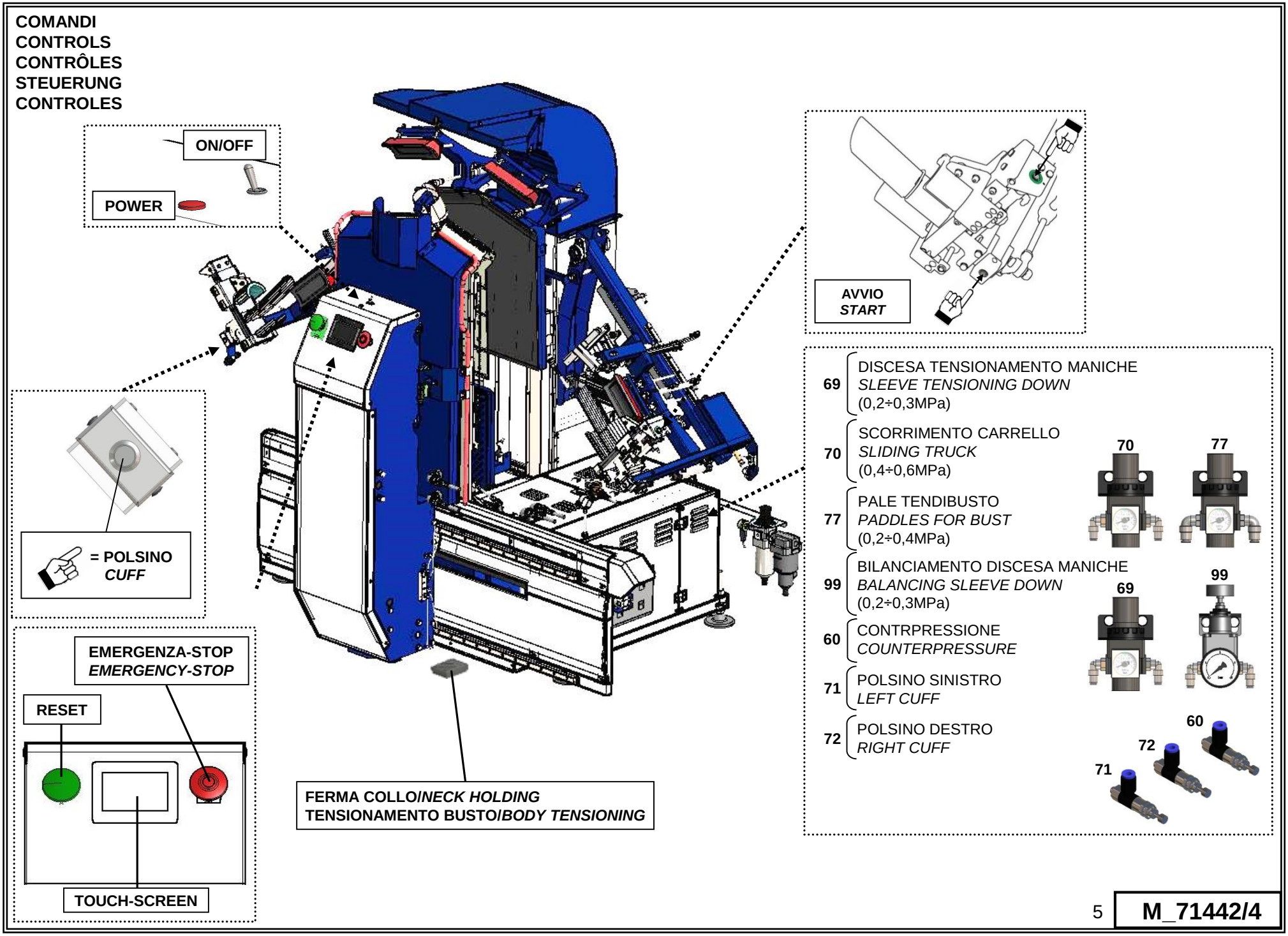

MONTAGGIO ACCESSORI / ASSEMBLING ACCESSORIES
MONTAGE D'ACCESSOIRES
MONTAGE-ZUBEHÖR / MONTAJE DE ACCESSORIOS

Attrezzi per l'installazione:
- cacciavite piatto
- cacciavite a stella
- chiavi a brugola (set)
- chiave a cacciavite (7 – 10mm)
- chiave inglese fissa (13mm)
- chiave inglese (regolabile)
- chiave a pappagallo 1/2"
- pinza a becchi ricurvi

Installation tools:
- flathead screwdriver
- Phillips screwdriver
- allen wrench (set)
- socket screwdriver (7 – 10mm)
- spanner (13mm)
- spanner (adjustable)
- pipe wrench 1/2"
- bent nose pliers

Outils pour installation:
- tournevis plat
- tournevis ètoile
- clés allen (kit)
- tournevis clé (7 – 10mm)
- clé (13mm)
- clé (règlable)
- clé à tube 1/2"
- pince à bec courbé

Werkzeuge zu installieren:
- schlitzschraubendreher
- kreuzschlitzschraubenzieher
- inbusschlüssel (satz)
- schraubenschlüssel schraubendreher (7 – 10mm)
- schraubenschlüssel (13mm)
- schraubenschlüssel (einstellbare)
- rohrzange 1/2"
- gebogenen Spitzzange

Equipo para la instalación:
- destornillador plano
- destornillador de estrella
- llave Allen (kit)
- llave destornillador (7 – 10mm)
- llave inglesa fija (13mm)
- llave inglesa (ajustable)
- llave de tubo 1/2"
- pinza a picos curvados

Prima di qualsiasi operazione leggere attentamente le "Avvertenze di sicurezza" (manuale "Installazione, uso e manutenzione).
Before any operation, please read carefully the "Warnings" (manual "Installation, use and maintenance").
Avant quelconques opérations lire attentivement les "Avertissements de sécurité" (manuel "Installation, utilisation et entretien").
Die "Sicherheitshinweise" zuerst sorgfältig lesen, bevor man mit der Arbeit beginnt (manuelle "Installation, wartung und bedienungsanleitung").
Antes de cualquier operación leer atentamente las "Advertencias de seguridad" (manual "Instalacion, funcionamiento y mantenimiento").



MONTAGGIO MECCANICO ACCESSORI
MECHANICAL ASSEMBLY ACCESSORIES
ASSEMBLAGE MECANIQUE ACCESSOIRES
MECHANISCHE MONTAGE-ZUBEHÖR
MONTAJE MECANICO ACCESORIOS

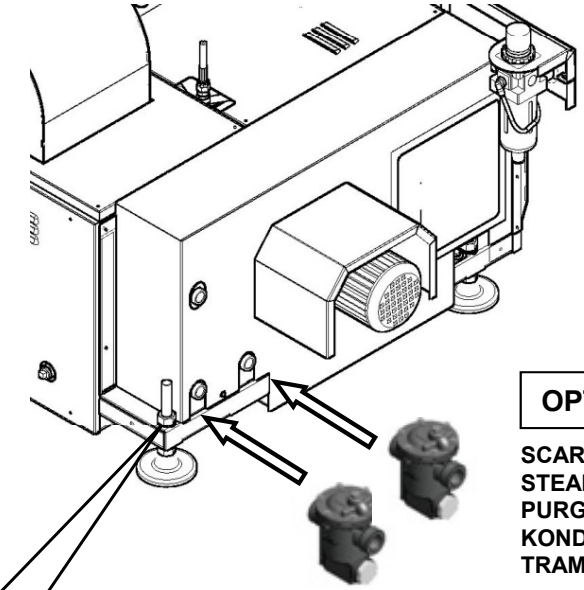

OPTIONAL

SCARICATORE DI CONDENSA "SECCHIELLO ROVESCIATO"
STEAM TRAP "REVERSED PAIL TYPE"
PURGEUR DE CONDENSATION "SEAU RENVERSE"
KONDENSATABLEITER "GLOCKENFOERMIG"
TRAMPA DE VAPOR "BALDE VUELTO"

REGOLAZIONE PIEDINI
LEVELING ADJUSTEMENT
RÉGLAGE DE NIVEAU
NIVEAUAUSGLEICH
REGULACIÓN DE NIVEL



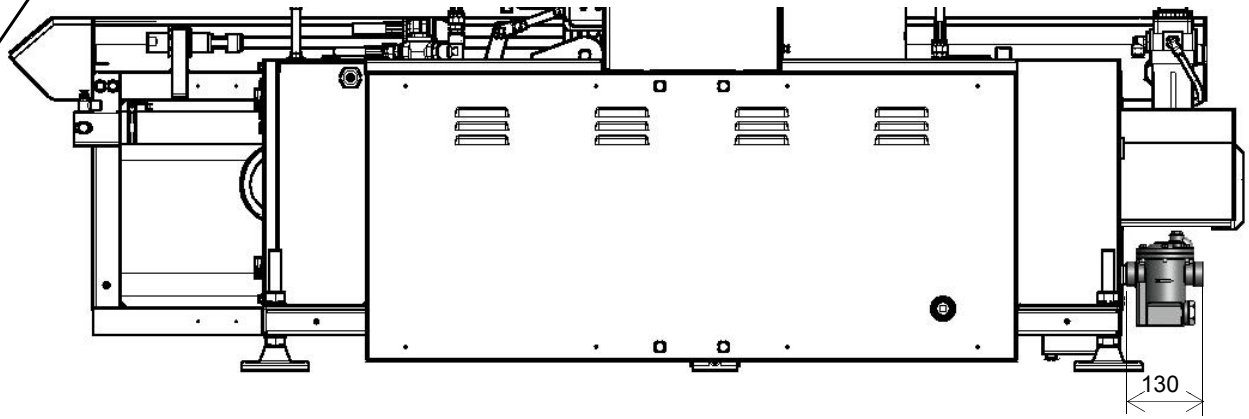

M_71445/1

PARTI DI RICAMBIO / SPARE PARTS
PIÈCES DÉTACHÉES / ERSATZTEILE / REPUESTOS

Prima di qualsiasi operazione leggere attentamente le “Avvertenze di sicurezza” (manuale “Installazione, uso e manutenzione).
Before any operation, please read carefully the “Warnings” (manual “Installation, use and maintenance”).
Avant quelconques opérations lire attentivement les “Avertissements de sécurité“ (manuel “Installation, utilisation et entretien“).
Die “Sicherheitshinweise“ zuerst sorgfältig lesen, bevor man mit der Arbeit beginnt (manuelle “Installation, wartung und bedienungsanleitung“).
Antes de cualquier operación leer atentamente las “Advertencias de seguridad” (manual “Instalacion, funcionamiento y mantenimiento”).

1	Quadro elettrico	vedere	111167
	Electric panel	see	
	Panneau électrique	voir	
	Elektrische Steuerung	siehe	
	Cuadro eléctrico	vèr	
2*	Collegamento internet	vedere	
	Internet connection	see	
	Connexion Internet	voir	
	nternetverbindung	siehe	
	Conexión a internet	vèr	
3	Quadro pneumatico	vedere	
	Pneumatic panel	see	
	Panneau de pneumatiques	voir	
	Pneumatische Steuerung	siehe	
	Panel de neumáticos	vèr	
4	Castello	vedere	111171
	Dummy	see	
	Poupée	voir	
	Puppengestell	siehe	
	Muñeca	vèr	
5	Pala posteriore	vedere	
	Rear paddle	see	
	Palette retour	voir	
	Hintere Andruckleiste	siehe	
	Pala-trasera	vèr	
6	Tensionamento laterale	vedere	
	Side tensioning	see	
	Tensionnement latéral	voir	
	Seitliche Spannung	siehe	
	Tensore laterale	vèr	
7	Carrello anteriore scorrevole	vedere	111193
	Slide front truck	see	
	Camion avant aoulissante	voir	
	Vordere schiebeschlitten	siehe	
	Carro frontal deslizante	vèr	
8	Pannello operatore	vedere	
	Console	see	
	Panneau de contrôle	voir	
	Bedienungstableau	siehe	
	Panel de control	vèr	
9	Pressa anteriore	vedere	
	Front-pressing	see	
	Presse-avant	voir	
	Vordere pressvorrichtung	siehe	
	Prensa-delantera	vèr	
10	Pressa posteriore	vedere	
	Rear pressing	see	
	Presse-retour	voir	
	Hintere pressvorrichtung	siehe	
	Prensa-tresera	vèr	
11	Pressa-spalle	vedere	
	Shoulder-pressing	see	
	Presse-épaules	voir	
	Schulterbügelvorrichtung	siehe	
	Prensa-hombros	vèr	

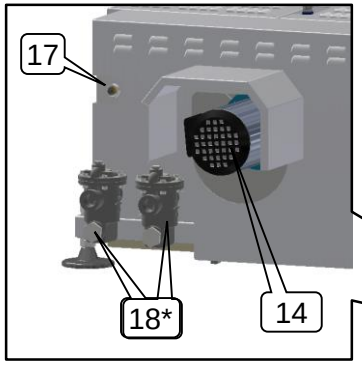

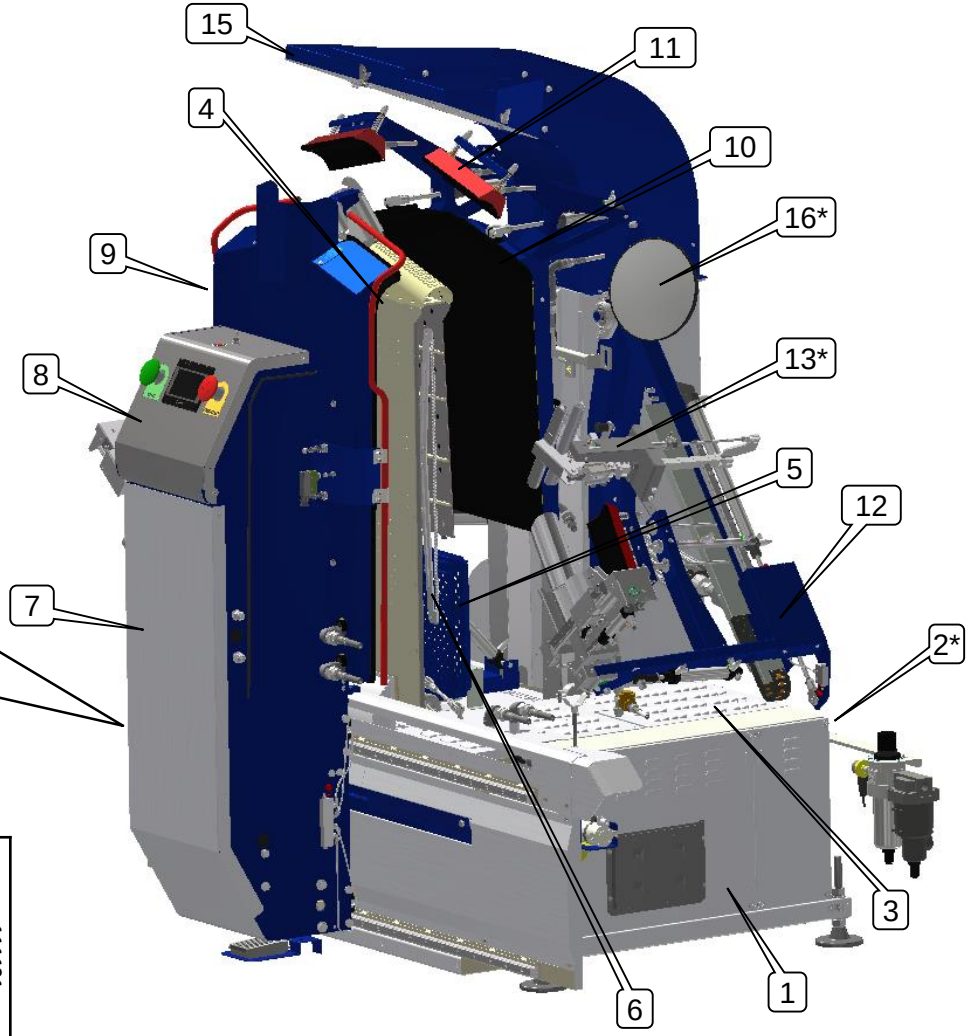

12	Tendimaniche+pressa fessino	vedere	111191
	Sleeve tensioning+cuff placket press	see	
	Tenseur des manches+presse fente de manche	voir	
	Ärmelspanner+Manschettenschlitzpresse	siehe	
	Tensores de mangas+prensa-borde de puños	vèr	
13*	Dispositivo maniche corte	vedere	
	Short sleeves device	see	
	Dispositif pour maches courtes	voir	
	Vorrichtung kurze Ärmel	siehe	
	Dispositivo mangas cortas	vèr	
14	Equipaggiamento interno	vedere	111422
	Internal equipment	see	
	Equipement intérieur	voir	
	Innere Ausstattung	siehe	
	Equipamiento interior	vèr	
15	Cappa con filtro	vedere	
	Filter hood	see	
	Hotte avec filtre	voir	
	Haube mit Filter	siehe	
	Campana con filtro	vèr	
16*	Specchio	vedere	
	Mirror	see	
	Miroir	voir	
	Spiegel	siehe	
	Espejo	vèr	

17	Gruppo vapore	vedere	112249
	Steam group	see	
	Groupe de vapeur	voir	
	Dampfgruppe	siehe	
	Grupo de vapor	vèr	
18*	Scaricatore di condensa	vedere	
	Steam trap	see	
	Purgeur de condensation	voir	
	Kondensatableiter	siehe	
	Trampa de vapor	vèr	

* a richiesta
on demand
sur demande
auf anfrange
a solicitud

111166/2

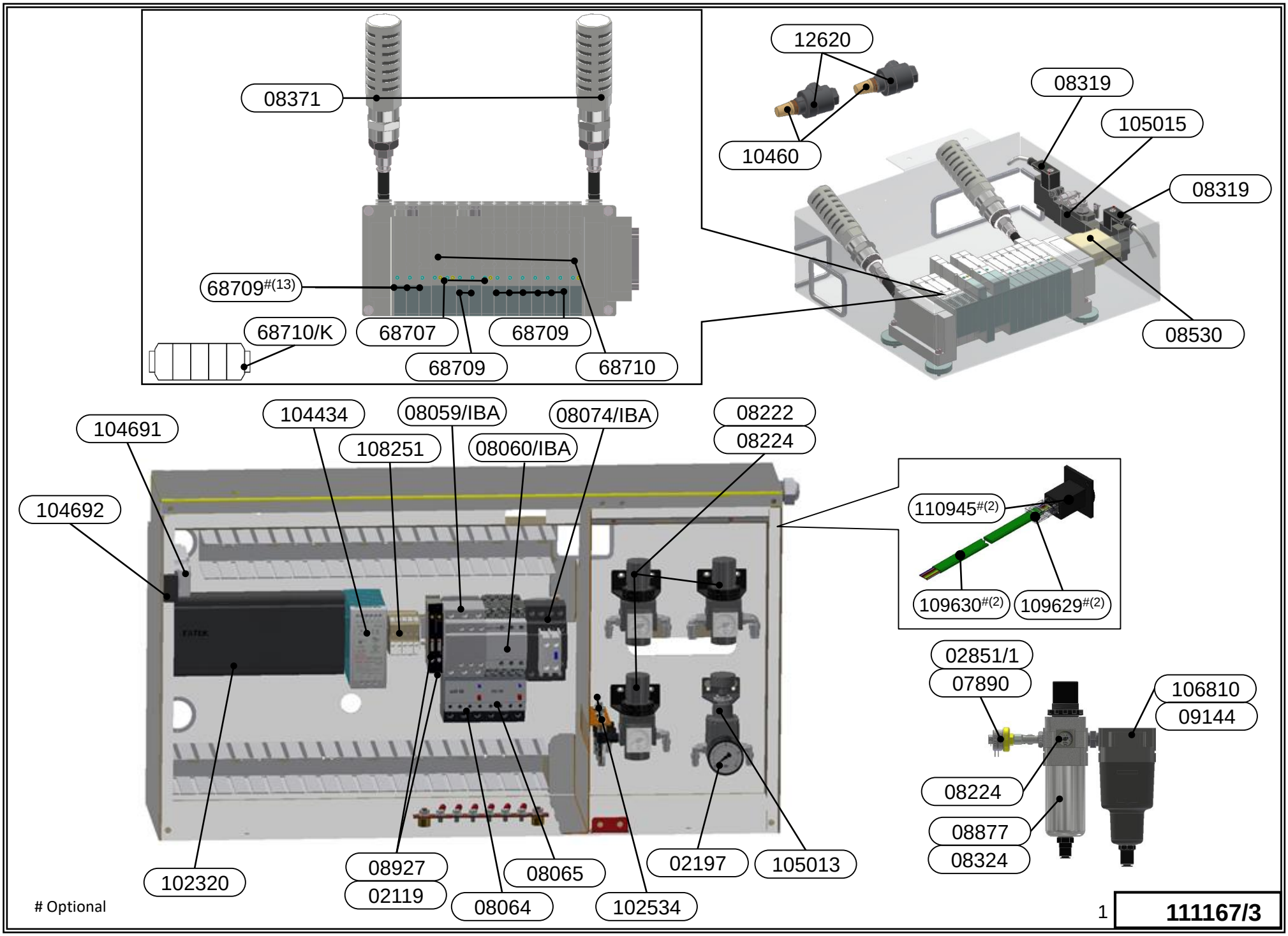
08371
68709#(13)
68710/K
68707
68709
68709
68710
12620
10460
08319
105015
08319
08530
104691
104692
104434
108251
08059/IBA
08060/IBA
08074/IBA
08222
08224
110945#(2)
109630#(2)
109629#(2)
02851/1
07890
106810
09144
08224
08877
08324
102320
08927
02119
08064
08065
102534
02197
105013
Optional
1
111167/3

Codice Code Code Kode Codigo	Sigla Abb. Sigle Abkurz. Sigla	Denominazione	Description	Description	Bezeichnung	Descripción
02119	FA-FB	Fusibile 6,3A ø 5x20	Fuse 5x20 6,3A	Fusible 5x20 6,3A	Sicherung 5x20 6,3A	Fusible 6,3A 5x20
08927		Portafusibile	Fuse holder	Tableau des fusibles	Sicherungshalterung	Porta fusible
02851/1	PR	Pressostato 1/4" XP110 (4,5BAR)	Pressure switch XP110 1/4" (4,5BAR)	Pressostat 1/4" XP110 (4,5BAR)	Druckwaechter XP110 1/4" (4,5BAR)	Presostato XP110 1/4" (4,5BAR)
07890		Connettore cablato L=1m	Wired connector L=1m	Connecteur filaire L=1m	Kabelstecker L=1m	conector con cable L=1m
08059/IBA	6A	Contattore 9A 24VDC 50/60 Hz	Contactor 9A 24VDC 50/60 Hz	Contacteur 9A 24VDC 50/60 Hz	Schtuzschalter 9A 24VDC 50/60 Hz	Contactor 9A 24VDC 50/60 Hz
08060/IBA	6V	Contattore 12A 24VDC 50/60 Hz	Contactor 12A 24VDC 50/60 Hz	Contacteur 12A 24VDC 50/60 Hz	Schtuzschalter 12A 24VDC 50/60 Hz	Contactor 12A 24VDC 50/60 Hz
08064	51V	Relè termico 2,5-4A	Thermal cutout 2,5-4A	Rerais thermique 2,5-4A	Thermisches relais 2,5-4A	Rele termico 2,5-4A
08065	51A	Relè termico 1-1,6A	Thermal cutout 1-1,6A	Rerais thermique 1-1,6A	Thermisches relais 1-1,6A	Rele termico 1-1,6A
08074/IBA	6sic	Contattore 20A 4P 24VCC	Contactor 20A 4P 24VCC	Contacteur 20A 4P 24VCC	Schtuzschalter 20A 4P 24VCC	Contactor 20A 4P 24VCC
08124		Contatto ausiliario	Contact	Contact auxiliaire	Kontact	Contacto auxiliar
08222	69-70-77	Regolatore	Regulator	Regulateur	Regler	Regulador
08224		Manometro 0-10BAR	Manometer 0-10BAR	Manometre 0-10BAR	Manometer 0-10BAR	Manometro 0-10BAR
08319		Cavo	Cable	Câble	Kabel	Cable
08371		Silenziatore	Silencer	Silencieux	Schalldämpfer	Silenciador
08530		Connettore cablato DB25 L=3m (PLC)	Wired connector DB25 L=3m (PLC)	Connecteur filaire DB25 L=3m (PLC)	Kabelstecker DB25 L=3m (PLC)	conector con cable DB25 L=3m (PLC)
08877	59	Filtro riduttore ½" AW40-F040D-2	Pressure regulator filter ½" AW40-F040D-2	Filtre moderateur de pression ½" AW40-F040D-2	Druckreglerfilter ½" AW40-F040D-2	Filtro regulador de presion ½" AW40-F040D-2
08224		Manometro 0-10BAR	Manometer 0-10BAR	Manometre 0-10BAR	Manometer 0-10BAR	Manometro 0-10BAR
08324		Elemento filtrante	Filter element	Filtre element	Filterelement	Cartucho filtrante
68707	09/03-AP/PP, 12/13-TB	Elettrovalvola 2x3/2	Solenoid valve 2x3/2	Electrovanne 2x3/2	Magnetventil 2x3/2	Electrovalvula 2x3/2
68709	00-PRF, 01-SP, 02-FC, 04-RM 05-PR, 06-PMC#(13),07-PD, 7B-PSC#(13), 08-PS 08B-PDC#(13), 19-PRP	Elettrovalvola 5/2 mono	Solenoid valve 5/2 mono	Electrovanne 5/2 mono	Magnetventil 5/2 mono	Electrovalvula 5/2 mono
68710	10/11-RT, 14/15-SC	Elelettrovalvola 5/3 CC	Solenoid valve 5/3 CC	Electrovanne 5/3 CC	Magnetventil 5/3 CC	Electrovalvula 5/3 CC
68710/K		Guarnizioni SY30M-9-1A (10)	Rubber seals SY30M-9-1A (10)	Joints en caoutchouc (10)	Kit dichtungen SY30M-9-1A (10)	Sellos de goma (10)
12620	VSN-VSM	Valvola scarico rapido 3/8 AD6050	Quick discharge valve 3/8 AD6050	Vanne decharge rapide 3/8 AD6050	Schnellablassventil 3/8 AD6050	Valvula descarga rapida 3/8 AD6050
10460		Silenziatore	Silencer	Silencieux	Schalldämpfer	Silenciador
102534	60-71-72	Miniregolatore Ø4 M5	Regulator Ø4 M5	Regulateur Ø4 M5	Regler Ø4 M5	Regulador Ø4 M5
104434	AL	Alimentatore MDR60-24: 2,5	Power pack MDR60-24: 2,5	Alimentateur MDR60-24: 2,5	Speiser MDR60-24: 2,5	Alimentador MDR60-24: 2,5
105013	99	Regolatore IR1020-F01	Regulator IR1020-F01	Regulateur IR1020-F01	Regler IR1020-F01	Regulador IR1020-F01
02197		Manometro 0-4BAR	Manometer 0-4BAR	Manometre 0-4BAR	Mmanometer 0-4BAR	Manometro 0-4BAR
105015	16/17-TM	Elettrovalvola 5/3	Solenoid valve 5/3	Electrovanne 5/3	Magnetventil 5/3	Electrovalvula 5/3
102320	PLC	PLC Fatek FSB 36IN-24OUT	PLC FSB 36IN-24OUT	PLC Fatek FSB 36IN-24OUT	PLC Fatek FSB 36IN-24OUT	PLC Fatek FSB 36IN-24OUT
106810		Microfiltro disoleatore	Mist separator	Filtre micronique	Mikrofilter Oelabscheider	Filtro micrónico
09144		Elemento filtrante	Filter element	Filtre element	Filterelement	Cartucho filtrante
104691	IP	Interruttore di sicurezza	Safety switch	Interrupteur de sécurité	Sicherheitsschalter	interruptor de seguridad
104692		Azionatore snodato	Actuator articulated	Actionneur articu	Actuator Gelenk	Actuador articulado
107405	69-70	Miniregolatore compatto Ø4	Regulator Ø4	Regulateur Ø4	Regler Ø4	Regulador Ø4
108251		Morsetto	Terminal	Borne	Klemme	Terminal 6mmq
109629#(2)		Connettore RJ45-8P8C	Connector RJ45-8P8C	Connecteur RJ45-8P8C	Kabel RJ45-8P8C	Cable RJ45-8P8C
109630#(2)		Cavo ETH CAT5e SH PM 300m/m	Cable ETH CAT5e SH PM 300m/m	Câble ETH CAT5e SH PM 300m/m	Kabel ETH CAT5e SH PM 300m/m	Cable ETH CAT5e SH PM 300m/m
110945#(2)		Presa ETH RJ45	Socket ETH RJ45	Prise ETH RJ45	Sockel ETH RJ45	Toma ETH RJ45

⇧

Riferimento per schema elettrico-pneumatico / Reference for electrical-pneumatic diagram / Référence pour schéma électrique-pneumatique
Verweis auf den elektrischen-pneumatisches Schaltplan / Referencia por esquema eléctrico-neumatico [24VDC]

Optional

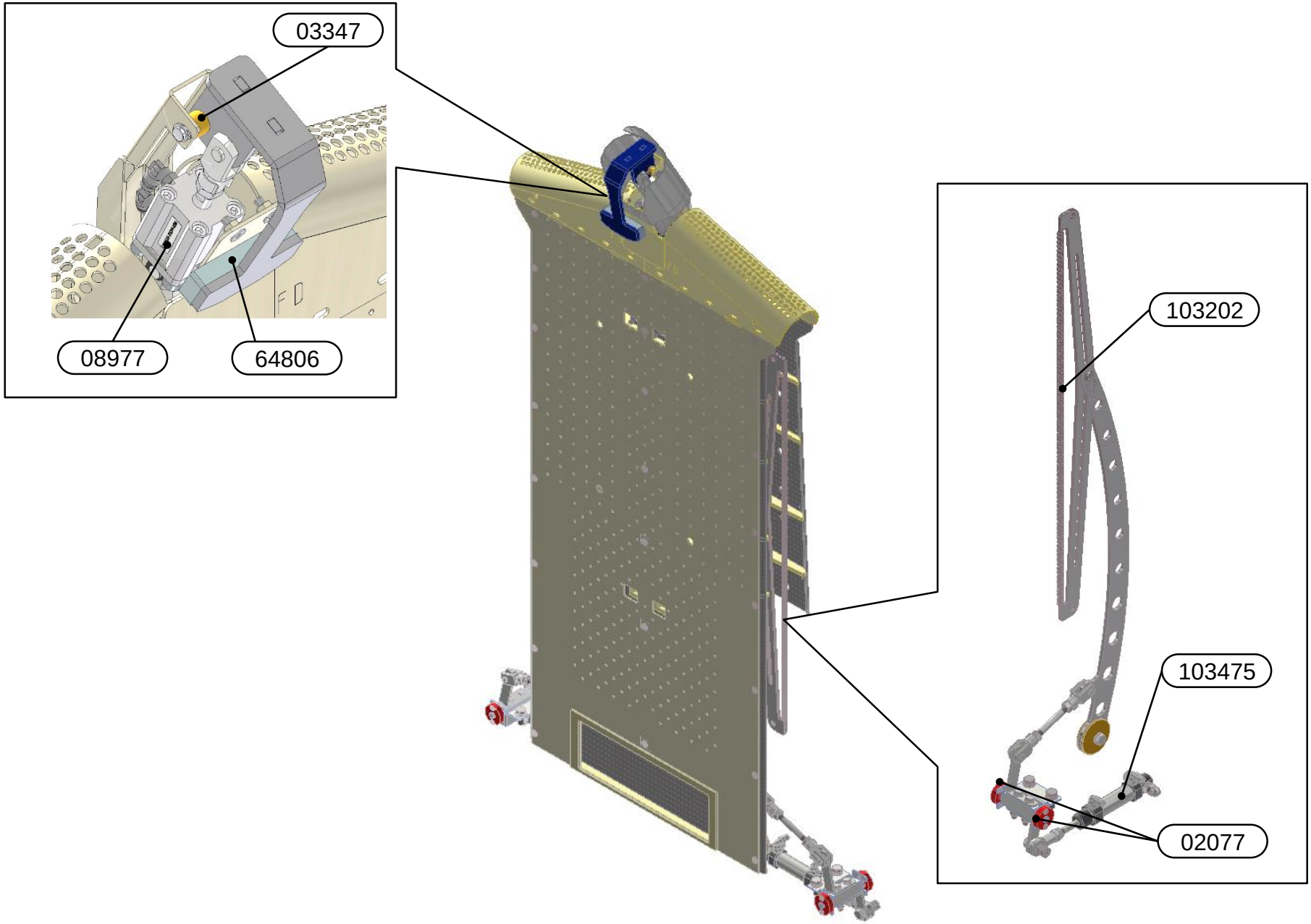

1 **111171/1**

	Standard (STD)	SMALL
A_1	08440	09007
A_2	08432	08887
A_3	08431	08889
B_1	08260+08326	08884+08885
B_2	08360	08886

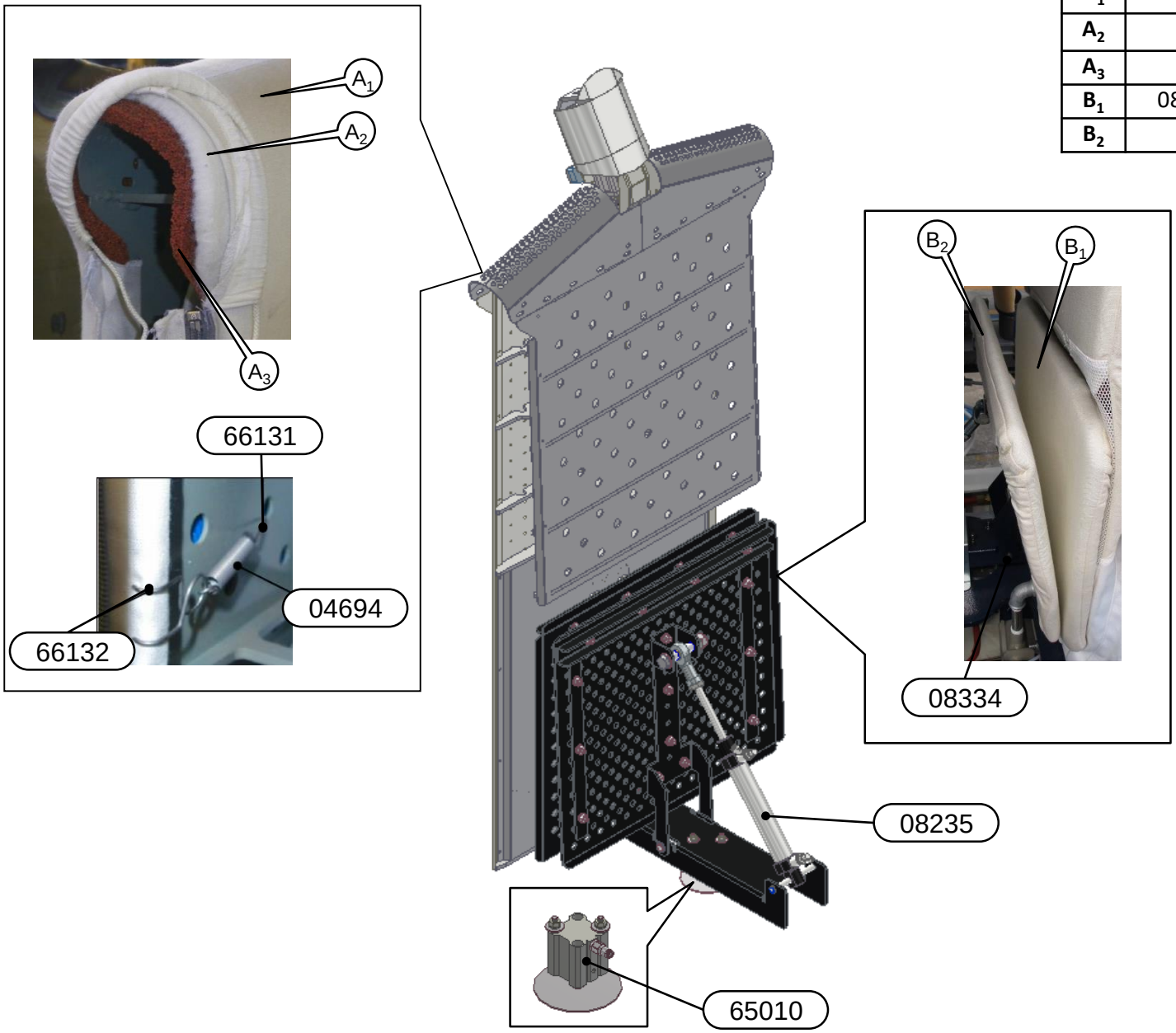

Codice Code Code Kode Codigo	Sigla Abb. Sigle Abkurz. Sigla	Denominazione	Description	Description	Bezeichnung	Descripción
02077		Bussola Valflon F108 9x30x10	Valflon F108 compass 9x30x10	Boussole en Valflon F108 9x30x10	Kompass Valflon F108 9x30x10	Brújula de Valflon F108 9x30x10
03347		Bussola ottone 9x13x10	Brass compass 9x13x10	Boussole en laiton 9x13x10	Messingbuchse 9x13x10	Brújula de latón 9x13x10
04694		Molla	Spring	Ressort	Feder	Muelle
08235	PP	Cilindro 20x100/C85	Cylinder20x100/C85	Cylindre20x100/C85	Zylinder20x100/C85	Cilindro 20x100/C85
08260		P/TOP pala posteriore fissa-STD	Cover for rear fix clamp-STD	Housse palette posterieure fixe-STD	Bezug hinterer fester andruck-patsche-STD	Funda para pala posterior fija-STD
08326		Silicone pala fissa-STD	Silycon for fixed paddle-STD	Silicone pour palette fixe-STD	Silicon für feste andruckpatsc-STD	Silicon de pala fija-STD
08334		Molla con ganci 100mm	Spring with hooks 100mm	Ressort et crochets 100mm	Feder mit haken 100mm	Muella y ganchos 100mm
08360		P/TOP pala posteriore mobile-STD	Cloth+padding for moving paddle-STD	Toile et molleton pour palette posterieure mobile-STD	Bezugsatz beweglicher andruck-leiste-STD	Funda y acolchado pala movible-STD
08431		Silicone castello (rosso)-STD	Silycon for dummy (red)-STD	Silicone pour poupee (rouge)-STD	Silikon für finishergestell (Rotes)-STD	Silicona muñeco (rojo)-STD
08432		Feltro castello-STD	Felt for dummy-STD	Feutre pour poupee-STD	Filz für finishergestell-STD	Feltro muñeco-STD
08440		Sacco castello-STD	Cover for dummy-STD	Sac pour poupee-STD	Puppenbezug-STD	Funda (saco) para muneco-STD
08977	FC	Cilindro 20x20/CQ2B-XB6	Cylinder 20x20/CQ2B-XB6	Cylindre 20x20/CQ2B-XB6	Zylindre 20x20/CQ2B-XB6	Cilindro 20x20/CQ2B-XB6
08884		P/TOP pala posteriore fissa-SMALL	Cloth+padding for rear fix clamp-SMALL	Toile et molleton pour palette posterieure fixe-SMALL	Bezug hinterer fester andruck-leiste-SMALL	Funda y acolchado para pala posterior fija-SMALL
08885		Silicone pala fissa-SMALL	Silycon for fixed paddle-SMALL	Silicone pour palette fixe-SMALL	Silicon für feste andruckpatsc-SMALL	Silicon de pala fija-SMALL
08886		P/TOP pala posteriore mobile-SMALL	Cloth+padding for moving paddle-SMALL	Toile et molleton pour palette posterieure mobile-SMALL	Bezugsatz beweglicher andruck-leiste-SMALL	Funda y acolchado pala movible-SMALL
08887		Feltro castello-SMALL	Felt for dummy-SMALL	Feutre pour poupee-SMALL	Filz für finishergestell-SMALL	Feltro muñeco-SMALL
08889		Silicone castello (rosso)-SMALL	Silycon for dummy (red)-SMALL	Silicone pour poupee (rouge)-SMALL	Silikon für finishergestell (Rotes)-SMALL	Silicona muñeco (rojo)-SMALL
09007		Sacco castello-SMALL	Cover for dummy-SMALL	Sac pour poupee-SMALL	Puppenbezug-SMALL	Funda (saco) para muneco-SMALL
64806		Imbottitura fermacollo	Padding for neck holding	Molleton pour bloque col	Kragenbefestigungspolsterung	Acolchado para bloqueo de cuello
65010	AP	Cilindro 20x20/CQ2B	Cylinder 20x20/CQ2B	Cylindre 20x20/CQ2B	Zylindre 20x20/CQ2B	Cilindro 20x20/CQ2B
66131		Gancio	Hook	Crochet	Haken	Gancho
66132		Gancio per telo	Hook for cloth	Crochet pour tissu	Haken für Stoff	Gancho para tela
103202		Molla	Spring	Ressort	Feder	Muelle
103475	TB	Cilindro 20x25/C85N-XB6	Cylinder 20x25/C85N-XB6	Cylindre 20x25/C85N-XB6	Zylindre 20x25/C85N-XB6	Cilindro 20x25/C85N-XB6

⇧

Riferimento per schema elettrico-pneumatico / Reference for electrical-pneumatic diagram / Référence pour schéma électrique-pneumatique
Verweis auf den elektrischen-pneumatisches Schaltplan / Referencia por esquema eléctrico-neumatico [24VDC]

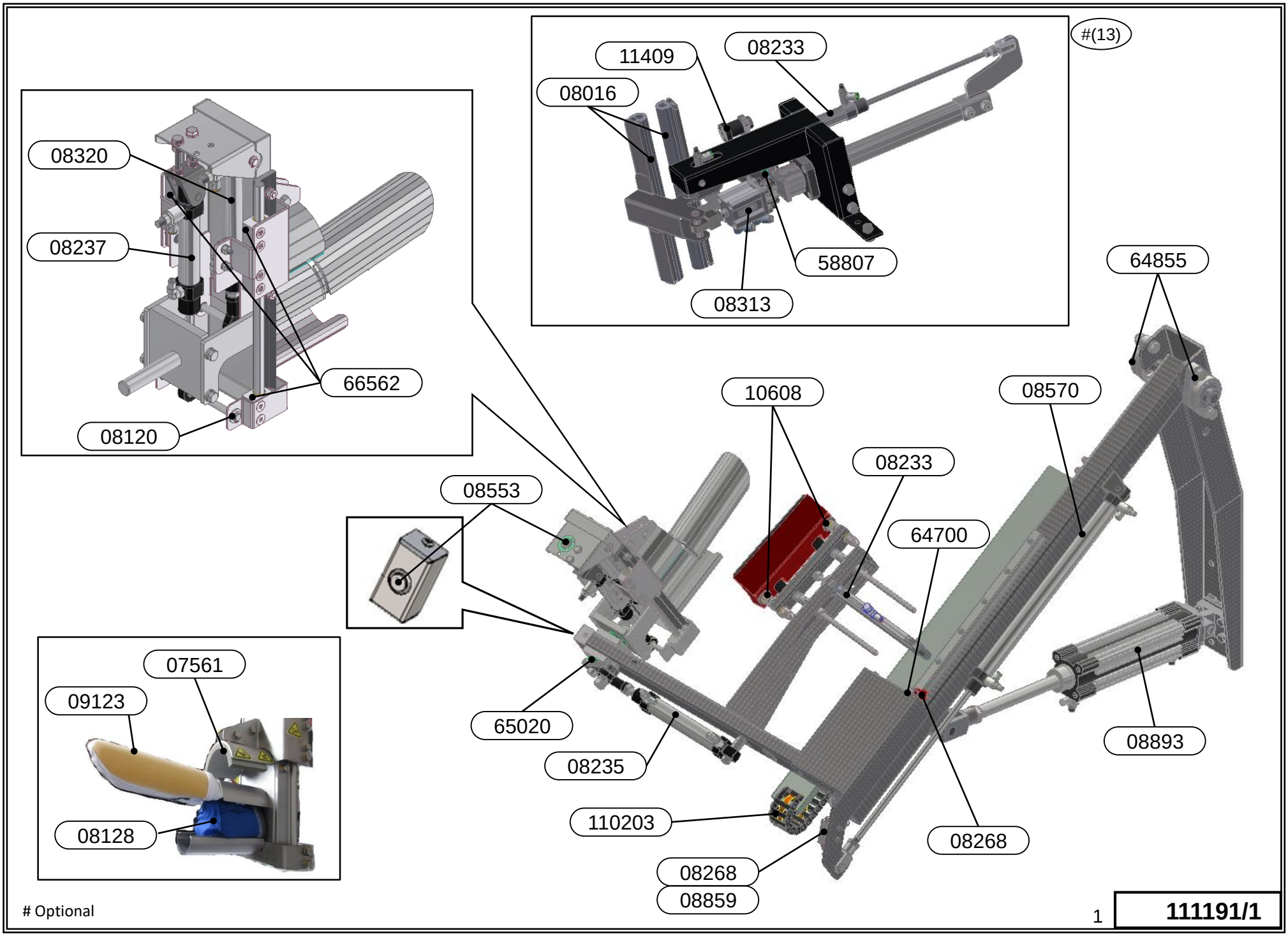

Optional

1

111191/1

Codice Code Code Kode Codigo	Sigla Abb. Sigle Abkurz. Sigla	Denominazione	Description	Description	Bezeichnung	Descripción
07561		Pattini in gomma 125x60x10	Sponge rubber for clamp 125x60x10	Coutchouc-eponge pour pince 125x60x10	Gummi fuer klammer 125x60x10	Goma para pinza 225x60x10
08016#(13)		Profilo silicone neutro	Silicon rubber hose	Tuyau en caoutchouc de silicone neutre	Silikonprofil neutral	Manguera de goma de silicona neutra
08120		Bussola Nylon foro 8	Nylon bush 8	Douille nylon 8	Nylonbuchse 8	Casquillo de nylon 8
08128		Imbottitura estensore polso	Internal padding for clamp for cuff placket press	Rembourrage interieur pince dispositif presse fente manche	Polsterung manschettenschlitz-buegelklammer innen-grau/schw.	Mullido int. pinza prensa-borde de punos
08233	PRD-PRS PMC#(13)	Cilindro 16x150 /C85	Cylinder 16x150 /C85	Cylindre 16x150 /C85	Zylinder 16x150 /C85	Cilindro 16x150 /C85
08235	RMD-RMS	Cilindro 25x100/C85	Cylinder 25x100/C85	Cylindre 25x100/C85	Zylindre 25x100/C85	Cilindro 25x100/C85
08237	TPD-TPS	Cilindro 20x50/C85	Cylinder 20x50/C85	Cylindre 20x50/C85	Zylindre 20x50/C85	Cilindro 20x50/C85
08268		Ingrassatore CH 11 1/8G	Hydraulic grease CH 11 1/8G	Graisseur CH 11 1/8G	Schmiernippel gerade 1/8	Engrasador CH 11 1/8G
08313#(13)	PDC-PSC	Cilindro 20x20/CQ2-DM	Cylinder 20x20/CQ2-DM	Cylindre 20x20/CQ2-DM	Zylinder 20x20/CQ2-DM	Cilindro 20x20/CQ2-DM
08320	PD-PS	Cilindro 20x75/C85	Cylinder 20x75/C85	Cylindre 20x75/C85	Zylindre 20x75/C85	Cilindro 20x75/C85
08553	13CST 20PPD 21PPS	Pulsante acciaio Ø16	Button Ø22	Poussoir Ø16	Druckschalter aus edelstahl Ø22	Pulsador Ø16
08570	TMD-TMS	Cilindro 25x300/C85	Cylinder 25x300/C85	Cylindre 25x300/C85	Zylindre 25x300/C85	Cilindro 25x300/C85
08859		Ripartitore 1via-1/8	Distributing device 1way-1/8	Répartiteur 1voie-1/8	Einseitiger 1weg-1/8	Repartidor 1vias-1/8
08893	RTD-RTS	Cilindro 50x250/CP96	Cylinder 50x250/CP96	Cylindre 50x250/CP96	Zylindre 50x250/CP96	Cilindro 50x250/CP96
09123		Imbottitura pinza stira fessino	Clamp padding for cuff placket press	Rembourrage pour pince dispositif presse fente manche	Polsterung für manschetten schlitzbueglklammer	Mullido pinza prensa-borde de punos
10608		Molla	Spring	Ressort	Feder	Muelle
11409#(13)		Puntale art.15.06.18.00N	Rubber protection art.15.06.18.00N	Protection en caoutchouc art.15.06.18.00N	Steckerstift art.15.06.18.00N	Barra impulsora art.15.06.18.00N
58807#(13)		Bussola polizene	Polizene bush	Douille polizene 8	Polizenebuchse	Casquillo de polizene
64700		Pattine per guida	Guide block for lift	Charriot pour glissière	Platten für führung	Patin por guia
64855		Supporto cuscinetto	Bearing support	Support de roulement	Lagerunterstützung	Soporte de apoyo
65020		Bussola polizene	Polizene bush	Douille polizene 8	Polizenebuchse	Casquillo de polizene
66562		Pattino di scorrimento guida WJ200UN-01-10	Guide block for lift WJ200UN-01-10	Patin de glissement de guide WJ200UN-01-10	Führungsverschiebplatten WJ200UN-01-10	Zapata deslizante guia WJ200UN-01-10
110203		Catena portacavi – 22 maglie	Cables chain	Chaine porte-cables	Kabelhalterungskette	Cadena portacables

⇧

Riferimento per schema elettrico-pneumatico / Reference for electrical-pneumatic diagram / Référence pour schéma électrique-pneumatique
Verweis auf den elektrischen-pneumatisches Schaltplan / Referencia por esquema eléctrico-neumatico [24VDC]

Optional

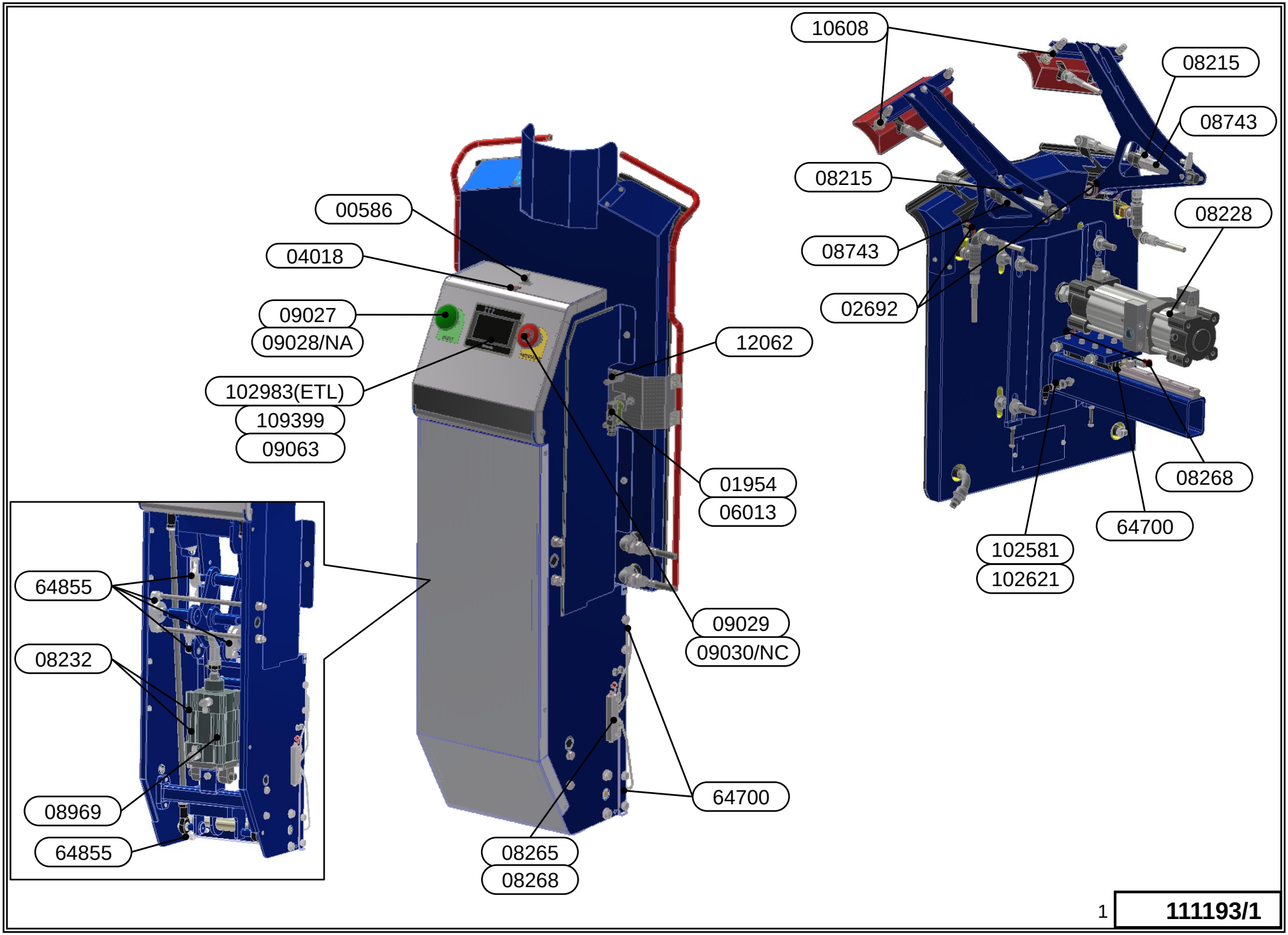
10608
08215
08743
08215
08228
08743
02692
00586
04018
09027
09028/NA
12062
102983(ETL)
109399
09063
01954
06013
08268
64700
102581
102621
64855
08232
09029
09030/NC
08969
64855
64700
08265
08268

1 **111193/1**

Codice Code Code Kode Codigo	Sigla Abb. Sigle Abkurz. Sigla	Denominazione	Description	Description	Bezeichnung	Descripción
00586	IL	Interruttore T115A-A	Switch T115A-A	Interrupteur T115A-A	Schalter T115A-A	Interruptor T115A-A
01954	SAD-SAS	Micro ROHS G4	Microswitch ROHS G4	Microinterrupteur ROHS G4	Mikroschalter ROHS G4	Micro ROHS G4
06013		Protezione micro	Microswitch protection	Protection microinterrupteur	Mikroschutz	Proteccion micro
02692		Bussola Valflon F108 12x30x10	Valflon F108 compass 12x30x10	Boussole en Valflon F108 12x30x10	Kompass Valflon F108 12x30x10	Brújula de Valflon F108 12x30x10
04018	SRES	Segnalatore rossa V.24	Red signal V. 24	Signal rouge V.24	Roter anzeiger V.24	Senalizador rojo V.24
08215	17FSD 19FSS	Sensore MAG.24VDC 5-40MA	Magnet device 24VDC 5-40MA	Capteur magnetique 24VDC 5-40	Magnetischeur FÜHLER 24VDC 5-40	Detector magnetico 24VDC 5-40
08228	PRP	Cilindro 80x200/C980	Cylinder 80x200/C980	Cylindre 80x200/C980	Zylinder 80x200/C980	Cilindro 80x200/C980
08232	6FPA-7FPC	Sensore magnet.con cavo L=3m	Magnet device with cable L=3m	Capteur magnétique avec cable L=3m	Magnetischer fühler mit kabel L=3m	Detector magnetico con cable L=3m
08265		Ripartitore 4vie-1/8	Block splitter 4way-1/8	Répartiteur 4voies-1/8	Verteiler 4weg-1/8	Repartidor 4vias-1/8
08268		Ingrassatore CH 11 1/8G	Hydraulic grease CH 11 1/8G	Graisseur CH 11 1/8G	Shmiernippel CH 11 1/8	Engrasador CH 11 1/8G
08269	PRF	Cilindro 100x50/CP96	Cylinder 100x50/CP96	Cylindre 100x50/CP96	Zylinder 100x50/CP96	Cilindro 100x50/CP96
08743	SPD-SPS	Cilindro 25x80/CD85N	Cylinder 25x80/CD85N	Cylindre 25x80/CD85N	Zylinder 25x80/CD85N	Cilindro 25x80/CD85N
09027	RES	Pulsante fungo verde	Push green button	Poussoir verde	Pilzdruckknopf green	Pulsador verde
09028/NA		Contatto elettrico NA ZBE101	Electric contact NA ZBE101	Contact electrique NA ZBE101	Elektrischer kontakt NA ZBE101	Contacto electrico NA ZBE101
09029	EM	Pulsante fungo stop	Red push stop button	Poussoir d'arrete rouge	Roter pilztaste	Pulsador fungiforme rojo
09030/NC		Contatto elettrico NC ZBE102	Electric contact NC BE102	Contact electrique NC ZBE102	Elektrischer kontakt NC ZBE102	Contacto electrico NC ZBE102
09063		Cavo dati L=3,5m	Data cable L=3,5m	Câble de données L=3,5m	Datenkable L=3,5m	Cable de datos L=3,5m
10608		Molla	Spring	Ressort	Feder	Muelle
12062		Molla	Spring	Ressort	Feder	Muelle
64700		Pattine per guida	Guide block	Bloc de glissement	Führungsplatten	Patin de guia
64855		Supporto cuscinetto	Bearing support	Support de roulement	Lagerunterstützung	Soporte de apoyo
102581	18PRP	Sensore di posizione M12 L.50	Position sensor M12 L.50	Capteur de position M12 L.50	Positionssensor M12 L.50	Sensor de posiccion M12 L.50
102621		Connettore con cavo L=2m	Connector with cable L=2m	Connecteur avec cable L=2m	Verbinder mit kabel L=2m	Conector con cable L=2m
102983		Display touch 4,3" MT8050IE UL/ETH (ETL)	Display touch 4,3" MT8050IE UL/ETH (ETL)	Display touch 4,3" MT8050IE UL/ETH (ETL)	Display touch 4,3" MT8050IE UL/ETH (ETL)	Display touch 4,3" MT8050IE UL/ETH (ETL)
109399		Display touch 4,3" MT8051IP CE/ETH	Display touch 4,3" MT8051IP CE/ETH	Display touch 4,3" MT8051IP CE/ETH	Display touch 4,3" MT8051IP CE/ETH	Display touch 4,3" MT8051IP CE/ETH

⇧

Riferimento per schema elettrico-pneumatico / Reference for electrical-pneumatic diagram / Référence pour schéma électrique-pneumatique
Verweis auf den elektrischen-pneumatisches Schaltplan / Referencia por esquema eléctrico-neumatico [24VDC]

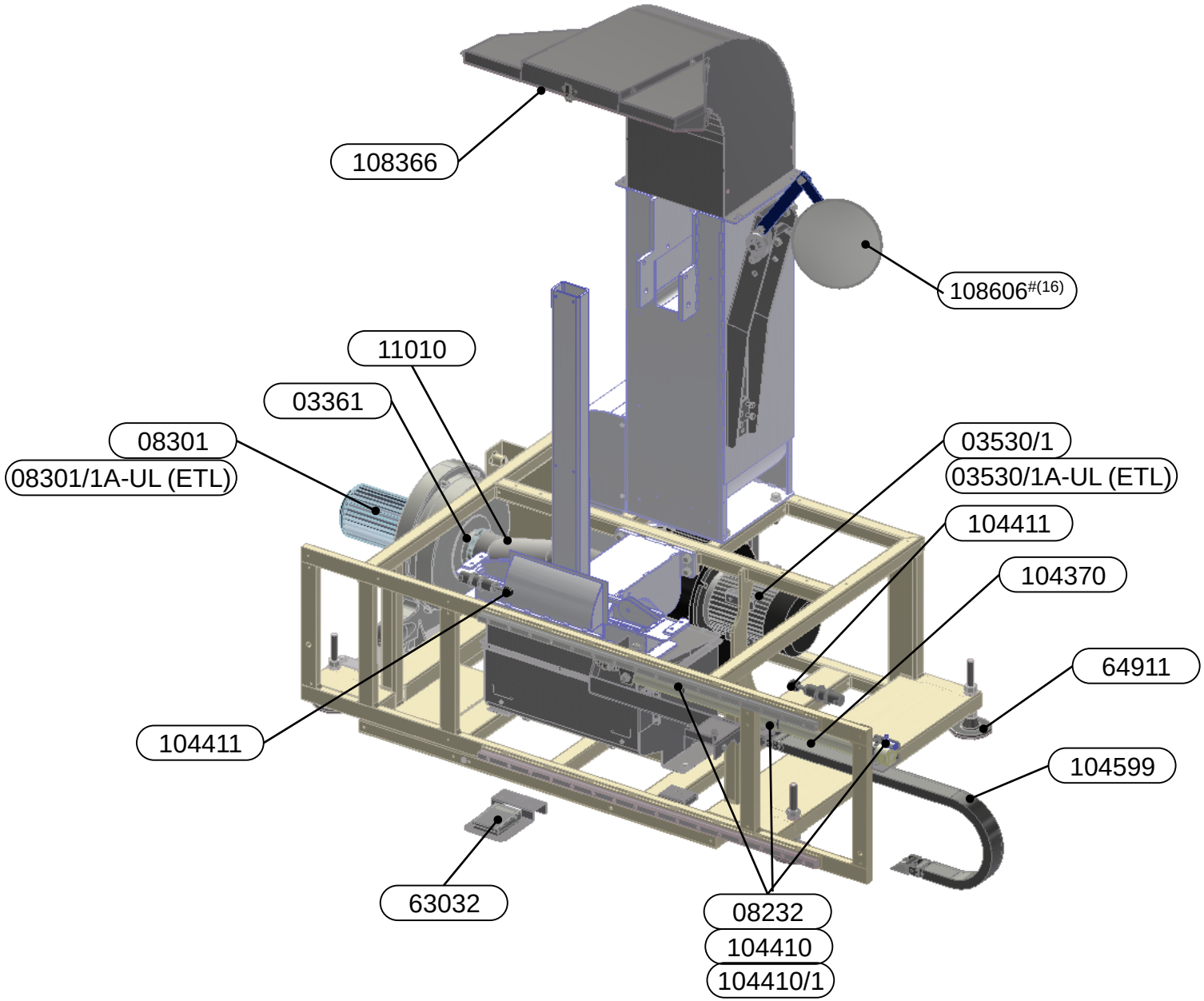

Optional

1 **111422/1**

Codice Code Code Kode Codigo	Sigla Abb. Sigle Abkurz. Sigla	Denominazione	Description	Description	Bezeichnung	Descripción
03361		Fascetta x tubo Ø100	Clip for hose Ø100	Bande pour tuyau Ø100	Rohr Schelle Ø100	Corsè por tubo Ø100
03530/1	MV	Ventilatore U/HC202 400V/3/50Hz	Fan U/HC202 400V/3/50Hz	Ventilateur U/HC202 400V/3/50Hz	Ventilator U/HC202 400V/3/50Hz	Ventilador U/HC202 400V/3/50Hz
03530/1A-UL		Ventilatore U/HC202 220V/3/60Hz (ETL)	Fan U/HC202 220V/3/60Hz (ETL)	Ventilateur U/HC202 220V/3/60Hz (ETL)	Ventilator U/HC202 220V/3/60Hz (ETL)	Ventilador U/HC202 220V/3/60Hz (ETL)
08232	2FTD- 3FTS 4FID	Sensore magnetico con cavo L=3m	Magnet device with cable L=3m	Capteur magnétique avec cable L=3m	Magnetischer fühler mit kabel L=3m	Detector magnetico con cable L=3m
104410		Fascetta per cilindro Ø40	Clip for cylinder Ø40	Bande pour Ø40	Zylinder schelle Ø40	Corsè pot cilindro Ø40
104410/1		Elemento fissaggio per sensore	Fixing element for sensor	Élément de fixation pour capteur	Befestigungselement für Sensor	Elemento de fijación para sensor
08301	MA	Aspiratore DT2 400V/3/50Hz	Vacuum unit DT2 400V/3/50Hz	Aspirateur DT2 400V/3/50Hz	Absaugmotor DT2 400V/3/50Hz	Aspirador DT2 400V/3/50Hz
08301/1A-UL		Aspiratore DT2 220V/3/60Hz (ETL)	Vacuum unit DT2 220V/3/60Hz (ETL)	Aspirateur DT2 220V/3/60Hz (ETL)	Absaugung DT2 220V/3/60Hz (ETL)	Aspirador DT2 220V/3/60Hz (ETL)
11010		Tubo aspirazione ø90	Suction hose ø90	Tube de aspiration ø90	Absaugungsleitung ø90	Tubo aspiracion ø90
63032	16PC	Pedale	Pedal	Pedal	Pedal	Pedal
64911		Piede snodato M16x150	Jointed foot M16x150	Pied articulé M16x150	Gelenkfuß M16x150	Pie articulado M16x150 M16x150
104370	SC	Cilindro 40x660/CG1	Cylinder 40x660/CG1	Cylindre 40x660/CG1	Zylinder 40x660/CG1	Cilindro 40x660/CG1
104411		Decelleratore idraulico M27x1,5	Hydraulic shock absorber M27x1,5	Décélérateur hydraulique M27x1,5	Hydraulischer VerzögererM27x1,5	Desacelerador hidráulico M27x1,5
104599		Catena portacavi - 30 maglie	Cable chain	Chaine porte-cables	Kabelhalterungskette	Cadena portacables
108366		Filtro	Filter	Filtre	Filter	Filtro
108606#(15)		Specchio	Mirror	Miroir	Spiegel	Espejo

⇧

Riferimento per schema elettrico-pneumatico / Reference for electrical-pneumatic diagram / Référence pour schéma électrique-pneumatique
Verweis auf den elektrischen-pneumatisches Schaltplan / Referencia por esquema eléctrico-neumatico [24VDC]

Optional

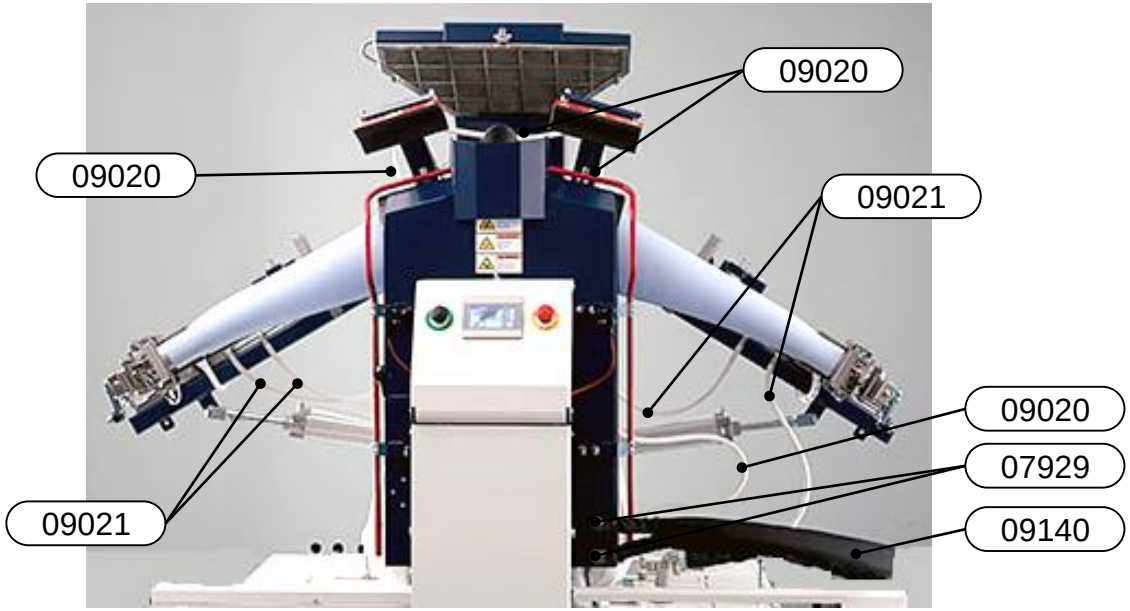

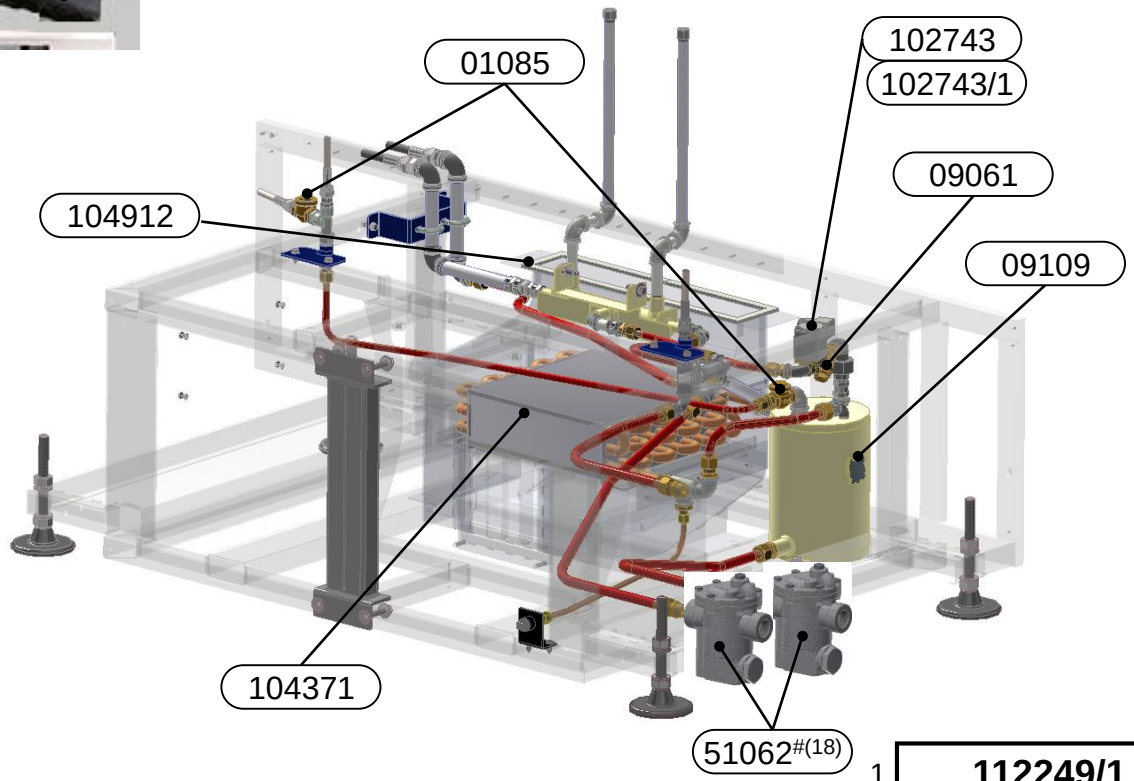

Optional

1 **112249/1**

Codice Code Code Kode Codigo	Sigla Abb. Sigle Abkurz. Sigla	Denominazione	Description	Description	Bezeichnung	Descripción
01085		Valvola clappe' 3/8"	Check valve 3/8"	Soupape a clapet 3/8	Rueckschlagventil 3/8"	Valvula de retencion 3/8"
07929		Tubo PTFE/INOX FF1/2" L=1000mm	Pipe PTFE/INOX FF1/2" L=1000mm	Tuyau PTFE/INOX FF1/2" L=1000mm	Rohr PTFE/INOX FF1/2" L=1000mm	Tubo ACERO DN FF1/2" L=1000mm
09020		Tubo flessibile FF1/4" L=630mm	Flexible hose FF1/4" L=630mm	Tuyau flexible FF1/4" L=630mm	Flexibler Schlauch FF1/4" L=630mm	Manguera flexible FF1/4" L=630mm
09021		Tubo flessibile FF1/4" L=860mm	Hose FF1/4" L=860mm	Tuyau flexible FF1/4" L=860mm	Flexibler Schlauch FF1/4" L=860mm	Manguera flexible FF1/4" L=860mm
09061		Filtro vapore 3/8"	Steam filter 3/8"	Filtre à vapeur	Dampffilter	Filtro de vapor
09109		Isolante	Insulation	Isolation	Isolierung	Aislamiento
09140		Isolante per tubo	Insulation for hose	Isolation des tuyaux	Rohrisolierung	Aislamiento de tuberías
51062#(18)		Scaricatore secchiello rovesciato 1/2" - 8,5 BAR	Steam trap "reversed pail type"	Purgeur de condensation "seau renverse"	Kondensatableiter - glockenfoermig	Trampa de vapor "balde vuelto"
102743	16	Elettrovalvola vapore 3/8" 24VDC	Steam solenoid valve 3/8" 24VDC	Vanne vapeur 3/8" 24VDC	Dampfmagnetventil 3/8" 24VDC	Electrovalvula vapor 3/8" 24VDC
102743/1		Connettore con cavo	Connector with cable	Connecteur avec câble	Stecker mit Kabel	Conector con cable
104371		Batteria vapore	Steam battery	Batterie vapeur	Dampfbatterie	Bateria de vapor
104912		Guarnizione Flangiflon	Flangiflon gasket	Joint d'étanchéité Flangiflon	Dichtung Flangiflon	Junta Flangiflon

⇧

Riferimento per schema elettrico-pneumatico / Reference for electrical-pneumatic diagram / Référence pour schéma électrique-pneumatique
Verweis auf den elektrischen-pneumatisches Schaltplan / Referencia por esquema eléctrico-neumatico [24VDC]

Optional

SCHEMI / DIAGRAMS / SCHÉMA
SCHALTSCHEMA / ESQUEMA

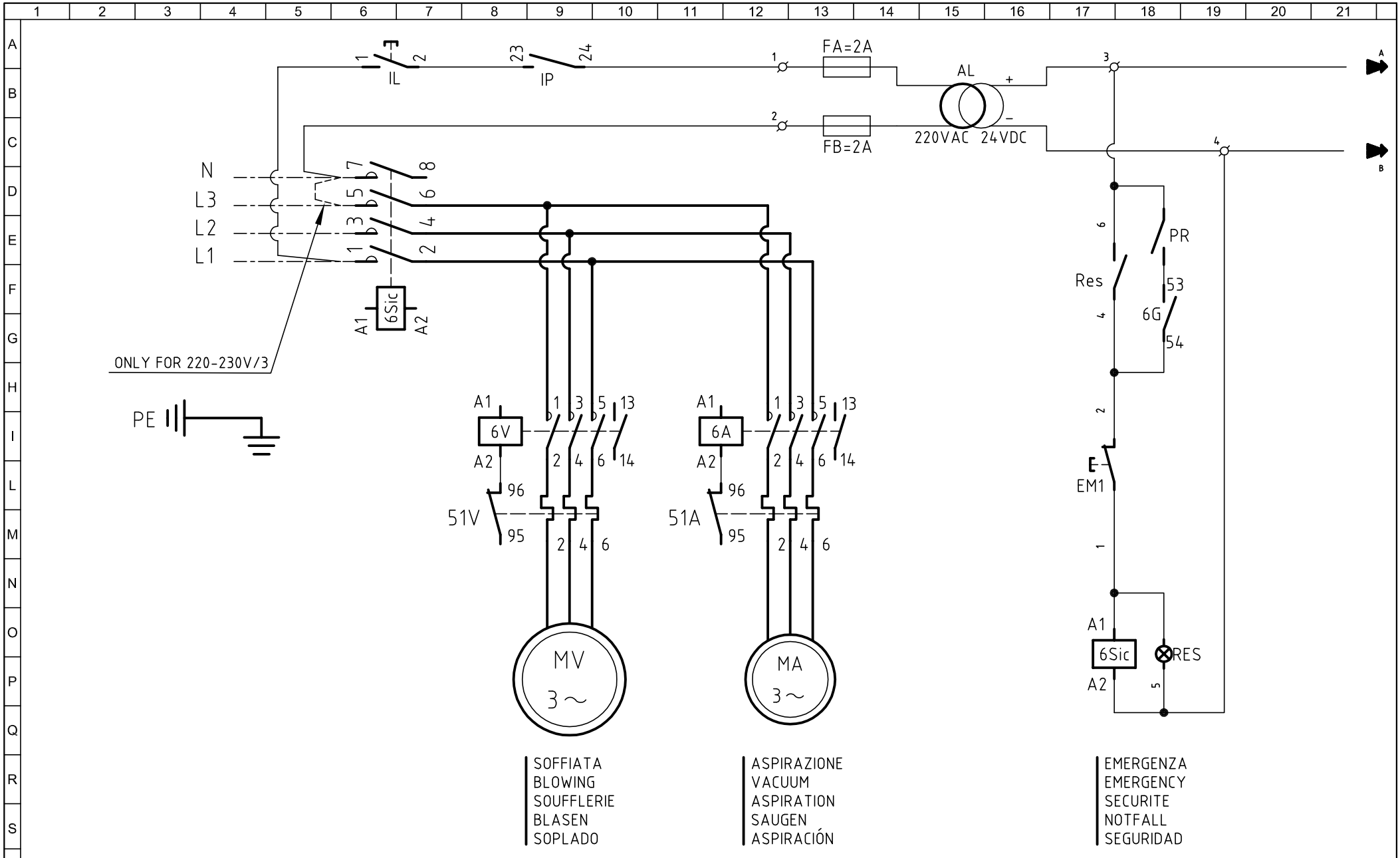

Data Creazione / Creation Date: 11/02/2010						
Data Rilascio / Release Date: 20/09/2017	6	20/09/2017	LC	AC	AD	MOD. SIC. PRESSOSTATO/SECUR. PRESS. MOD.
	REV.	DATA/DATE	ELAB.	VERIF.	APPR.	DESCRIZIONE REV. / REV. DESCRIPTION

Descrizione / Description:
STIRACAMICIE - PRESSATO SINGOLO 2.0
SHIRTS FINISHER - SINGLE BUCK 2.0
PLC Fatek Serie FBS - Fatek PLC FBS Series

Descrizione Breve / Short Description:
EL - MA

Codice Quadro EL-PN / EL-PN Switchb. Code: 104674

Codice Distinta Cavi Elettrici / Cable List Code:

Codice Schema Elettrico / Electric Diagram Code: EL_00788

Foglio / Sheet 001
Di / Of 003

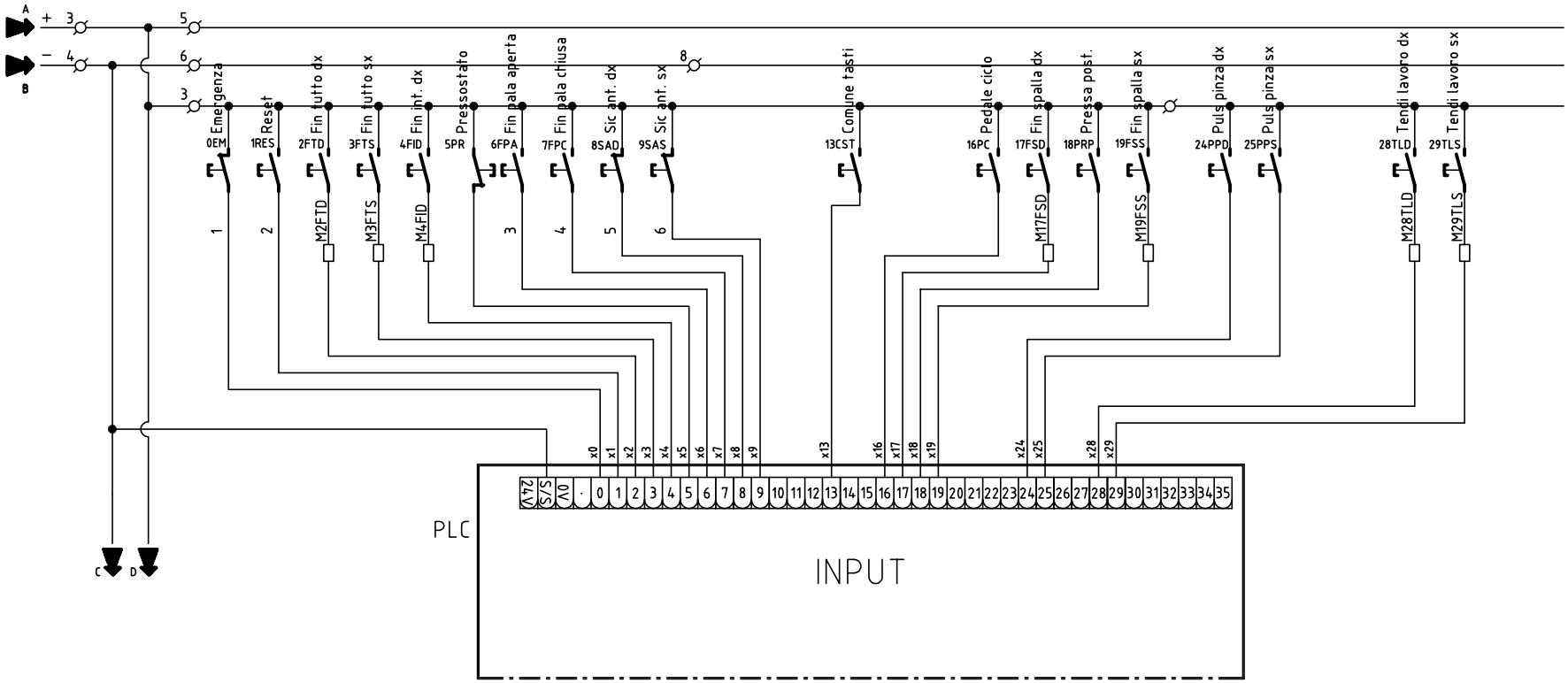

CONTINUA A PAGINA 3
CONTINUED ON PAGE 3
CONTINUE A LA PAGE 3
FORTSETZUNG SEITE 3
CONTINUA EN LA PÁGINA 3

Data Creazione / Creation Date 11022010						
Data Rilascio / Release Date 20092017	6	20/09/2017	LC	AC	AD	MOD. SIC. PRESSOSTATO/SECUR. PRESS. MOD.
	REV.	DATA/DATE	ELAB.	VERIF.	APPR.	DESCRIZIONE REV. / REV. DESCRIPTION

Descrizione / Description
STIRACAMICIE - PRESSATO SINGOLO 2.0
SHIRTS FINISHER - SINGLE BUCK 2.0
PLC Fatek Serie FBS - Fatek PLC FBS Series
Descrizione Breve / Short Description
EL - MA

Codice Quadro EL-PN / EL-PN Switchb. Code: 104674
Codice Distinta Cavi Elettrici / Cable List Code:

Codice Schema Elettrico / Electric Diagram Code: EL_00788

Foglio / Sheet 002
Di / Of 003

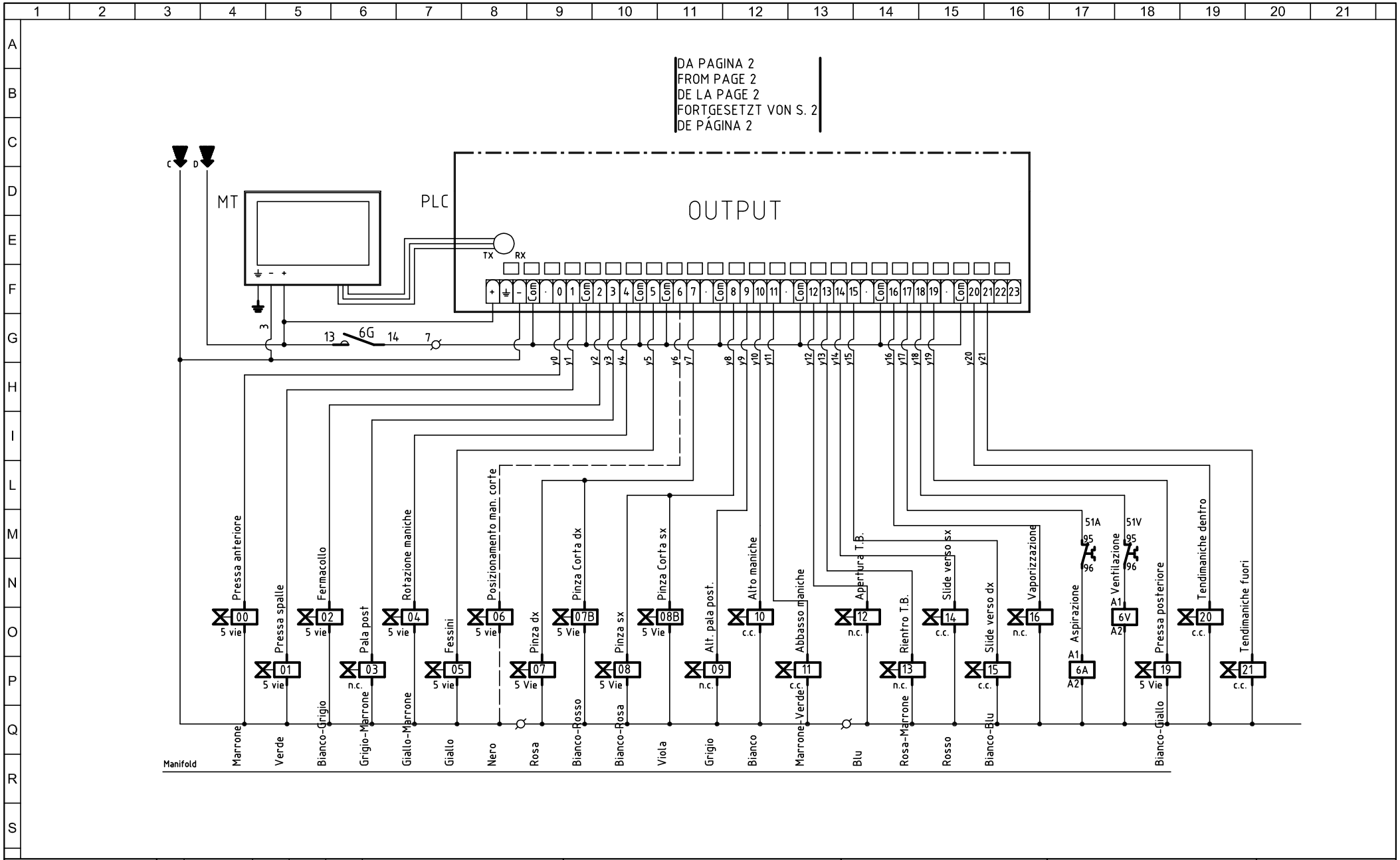

Data Creazione / Creation Date	REV.	DATA/DATE	ELAB.	VERIF.	APPR.	DESCRIZIONE REV. / REV. DESCRIPTION
11022010	6	20/09/2017	LC	AC	AD	MOD. SIC. PRESSOSTATO/SECUR. PRESS. MOD.
Data Rilascio / Release Date 20092017						

Descrizione / Description
STIRACAMICIE - PRESSATO SINGOLO 2.0
SHIRTS FINISHER - SINGLE BUCK 2.0
PLC Fatek Serie FBS - Fatek PLC FBS Series
Descrizione Breve / Short Description
EL - MA

Codice Quadro EL-PN / EL-PN Switchb. Code: 104674
Codice Distinta Cavi Elettrici / Cable List Code:

Codice Schema Elettrico / Electric Diagram Code: EL_00788

Foglio / Sheet 003
Di / Of 003

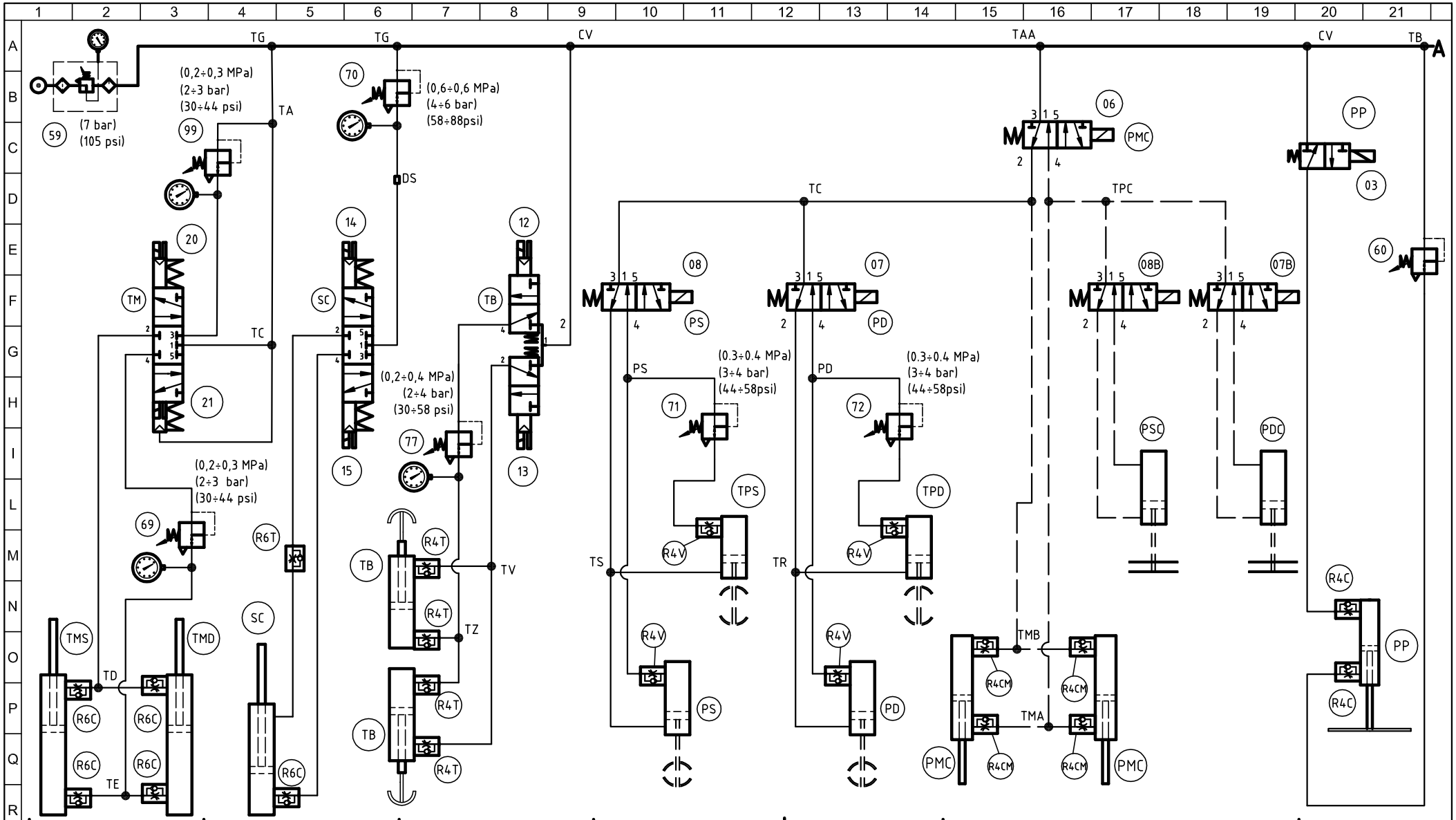

Data Creazione / Creation Date: 11/02/2010						Descrizione / Description: STIRACAMICIE-PRESSATO SINGOLO 2.0 / SHIRTS FINISHER -SINGLE BUCK 2.0
Data Rilascio / Release Date: 29/06/2017	3	29/06/2017	LC	AC	AD	MOD. IMPIANTO PINZE COME EAGLE
	REV.	DATA	ELAB.	VERIF.	APPR.	DESCRIZIONE REVISIONI

Descrizione Breve / Short Description: PN- MA

Codice Quadro Pneum. / Pneum. Switchb. Code: 104342

Codice Distinta Tubi Aria / Air tubes List Code: 107921

Codice Schema Pneumatico / Pneumatic Diagram Code: PN_00242

Foglio / Sheet: 001

Di / Of: 002

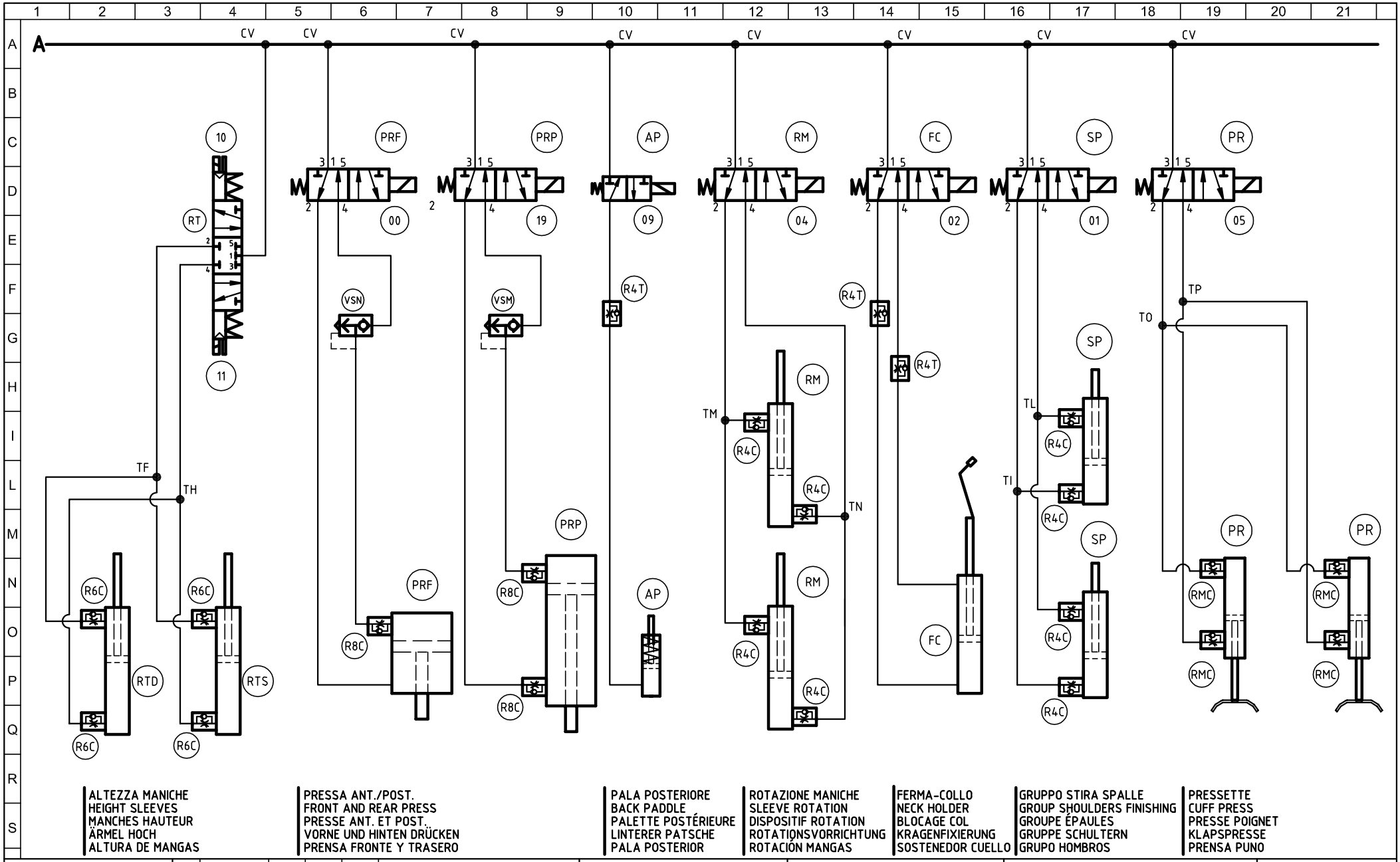

ALTEZZA MANICHE
HEIGHT SLEEVES
MANCHES HAUTEUR
ÄRMEL HOCH
ALTURA DE MANGAS

PRESSA ANT./POST.
FRONT AND REAR PRESS
PRESSE ANT. ET POST.
VORNE UND HINTEN DRÜCKEN
PRENSA FRONTE Y TRASERO

PALA POSTERIORE
BACK PADDLE
PALETTE POSTÉRIEURE
LINTERER PATSCHE
PALA POSTERIOR

ROTAZIONE MANICHE
SLEEVE ROTATION
DISPOSITIF ROTATION
ROTATIONSVORRICHTUNG
ROTACIÓN MANGAS

FERMA-COLLO
NECK HOLDER
BLOCAGE COL
KRAGENFIXIERUNG
SOSTENEDOR CUELLO

GRUPPO STIRA SPALLE
GROUP SHOULDERS FINISHING
GROUPE ÉPAULES
GRUPPE SCHULTERN
GRUPO HOMBROS

PRESSETTE
CUFF PRESS
PRESSE POIGNET
KLAPSPRESSE
PRENSA PUNO

3	29/06/2017	LC	AC	AD	MOD. IMPIANTO PINZE COME EAGLE
REV.	DATA	ELAB.	VERIF.	APPR.	DESCRIZIONE REVISIONI

Data Creazione / Creation Date: 11022010

Data Rilascio / Release Date: 29062017

Descrizione / Description: STIRACAMICIE-PRESSATO SINGOLO 2.0 / SHIRTS FINISHER -SINGLE BUCK 2.0

Descrizione Breve / Short Description: PN- MA

Codice Quadro Pneum. / Pneum. Switchb. Code: 104342

Codice Distinta Tubi Aria / Air tubes List Code: 107921

Codice Schema Pneumatico / Pneumatic Diagram Code: PN_00242

Foglio / Sheet: 002

Di / Of: 002

IT

TouchLogic

USCITE

N°	Sigla	Descrizione
y0	**PRF**	PRESSA FRONTALE
y1	**SP**	PRESSA SPALLE
y2	**FC**	FERMACOLLO
y3	**PP**	PALA POSTERIORE
y4	**RM**	ROTAZIONE MANICHE
y5	**PR**	PRESSA FESSINI
y6*	**PMC**	POSIZIONAMENTO MANICHE CORTE
y7	**PD**	PINZA POLSINO DX
y7b*	**PDC**	PINZA MANICHE CORTE DX
y8	**PS**	PINZA POLSINO SX
y8b*	**PSC**	PINZA MANICHE CORTE SX
y9	**AP**	ALTEZZA PALA POSTERIORE
y10	**RTA**	MANICHE SU
y11	**RTB**	MANICHE GIU'
y12	**TBA**	APERTURA TENDIBUSTO
y13	**TBR**	RIENTRO TENDIBUSTO
y14	**SS**	SLITTAMENTO VERSO SX
y15	**SD**	SLITTAMENTO VERSO DX
y16	**VV**	VAPORIZZAZIONE
y17	**6A**	ASPIRAZIONE
y18	**6V**	VENTILAZIONE
y19	**PRP**	PRESSA POSTERIORE
y20	**TMD**	TENDIMANICHE DENTRO
y21	**TMF**	TENDIMANICHE FUORI

INGRESSI

N°	Sigla	Descrizione
x0	**EM**	TASTO EMERGENZA
x1	**RES**	TASTO RESET
x2	**FTD**	FINECORSA SLIDE DX
x3	**FTS**	FINECORSA SLIDE SX
x4	**FID**	FINECORSA INTERMEDIO DX
x5	**PR**	PRESSOSTATO
x6	**FPA**	FINECORSA PRESSA APERTA
x7	**FPC**	FINECORSA PRESSA CHIUSA
x8	**SAD**	SICUREZZA DX PRESSA ANTERIORE
x9	**SAS**	SICUREZZA SX PRESSA ANTERIORE
x13	**CST**	COMUNE PULSANTI
x16	**PC**	PEDALE CICLO
x17	**FSD**	FINECORSA SPALLE DX
x18	**PRP**	PRESSA POSTERIORE
x19	**FSS**	FINECORSA SPALLE SX
x24	**PPD**	PULSANTE PINZA DX
x25	**PPS**	PULSANTE PINZA SX
x28	**TLD**	POS. LAVORO TENDIMANICHE DX
x29	**TLS**	POS. LAVORO TENDIMANICHE SX

*=OPT. MANICHE CORTE

EN

TouchLogic

OUTPUT

N°	Abb.	Description
y0	**PRF**	FRONT PRESS
y1	**SP**	SHOULDER PRESS
y2	**FC**	NECK HOLDING
y3	**PP**	REAR PADDLE
y4	**RM**	SLEEVE ROTATION
y5	**PR**	CUFF PLACKET PRESSES
y6*	**PMC**	SHORT SLEEVE PLACEMENT
y7	**PD**	RIGHT CUFF CLAMP
y7b*	**PDC**	RIGHT SHORT SLEEVE CLAMP
y8	**PS**	LEFT CUFF CLAMP
y8b*	**PSC**	LEFT SHORT SLEEVE CLAMP
y9	**AP**	HEIGHT REAR PADDLE
y10	**RTA**	SLEEVES UP
y11	**RTB**	SLEEVES DOWN
y12	**TBA**	BODY TENSIONING EXPANDER
y13	**TBR**	BODY TENSIONING RETURN
y14	**SS**	SLIDE TO LEFT
y15	**SD**	SLIDE TO RIGHT
y16	**VV**	STEAM
y17	**6A**	VACUUM
y18	**6V**	BLOWER
y19	**PRP**	REAR PRESS
y20	**TMD**	SLEEVE TENSIONING INSIDE
y21	**TMF**	SLEEVE TENSIONING OUTSIDE

INPUT

N°	Abb.	Description
x0	**EM**	EMERGENCY BUTTON
x1	**RES**	RESET BUTTON
x2	**FTD**	RIGHT SLIDE LIMIT
x3	**FTS**	LEFT SLIDE LIMIT
x4	**FID**	RIGHT MIDDLE LIMIT
x5	**PR**	PRESSURE SWITCH
x6	**FPA**	OPEN LIMIT PRESS
x7	**FPC**	CLOSE LIMIT PRESS
x8	**SAD**	RIGHT SAFETY GUARD FRONT PRESS
x9	**SAS**	RIGHT INSIDE SENSOR
x13	**CST**	COMMON FOR BUTTON
x16	**PC**	CYCLE PEDAL
x17	**FSD**	LIMIT RIGHT SHOULDER PRESS
x18	**PRP**	REAR PRESS
x19	**FSS**	LIMIT LEFT SHOULDER PRESS
x24	**PPD**	RIGHT CLAMP BUTTON
x25	**PPS**	LEFT CLAMP BUTTON
x28	**TLD**	RIGHT SLEEVE TENSIONING WORKING POS.
x29	**TLS**	LEFT SLEEVE TENSIONING WORKING POS.

*=SHORT SLEEVE OPT.

UNITÀ' DI MISURA-CONVERSIONE / UNIT MEASURES-CONVERSION UNITÉS DE MISURES-CONVERSION MAßEINHEIT-UMRECHNUNG / UNIDADES DE MEDIDA-CONVERSIÓN

LUNGHEZZA / LENGTH / LONGUEUR / LÄNGE / LONGITUD

POLLICE - INCH	MILLIMETRO - MILLIMETER
1“ (in)	25,4mm

VOLUME / VOLUME / VOLUME / VOLUMEN / VOLUMEN

POLLICE CUBO - CUBIC INCH	METRO CUBO – CUBIC METER
$1in^3$	$0,0000164m^3$

METRO CUBO – CUBIC METER	LITRI - LITRE
$1m^3$	1000l

PRESSIONE / PRESSURE / PRESSION / DRUCK / PRESIÓN

BAR	LIBRA SU POLLICE QUADRATO POUNDS PER SQUARE INCH	MEGAPASCAL
1bar	14,5psi	0,1MPa

POTENZA / POWER / PUISSANCE / MACHT / PODER

CAVALLI - HORSEPOWER	KILOWATT
1HP	0,736kW

TEMPERATURA / TEMPERATURE / TEMPÉRATURE / TEMPERATUR / TEMPERATURA

GRADO CENTIGRADO CENTIGRADE DEGREE	GRADO FAHRENHEIT FAHRENHEIT DEGREE	KELVIN
1°C	33,8°F	274,15K