

Jetsave

Easy saving with plug & play


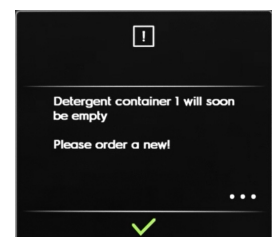
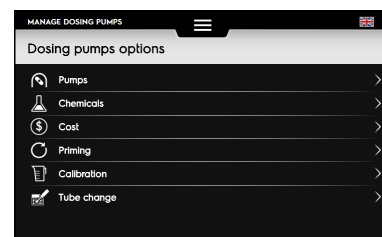



Product description

JETSAVE is the latest innovative dispenser, especially for ClarusVibe control. The product utilizes a series of venturi pumps, which operate by forcing pressurized water through a restriction to produce a repeatable and controlled vacuum, designed for easy installation, easy programming, easy savings, enhance the accuracy of chemical delivery while reducing costly system maintenance, to make our customers' life easier and profitable.

Features and benefits

- **ClarusVibe:** washer extractors with ClarusVibe control.
- **Save on chemicals:** impossible to avoid chemical savings, never overuse chemicals again.
- **Easy installation:** plug&play connection from washers. No need to open the washer's panels for wiring.
- **Easy programing:** all is managed by ClarusVibe from washers in ml/kg. No need extrac PC with dedicated software installed.
- **Flexible pumps extension:** available for 2,3,4,5,6,8 and 10 products, while if more needed, 2,3,4 and 5 can easily fit up to 15 pumps via modular extension.
- **Low level alarm:** always a step ahead when the chemical is running low. A warning message appears on the washers' ClarusVibe screen.
- **Statistics management:** All dosing reports/statistics can be downloaded directly from washer and easily monitor the savings.
- **Less maintenance:** no moving parts or squeeze tubes to wear out.
- **Consistent dosage:** No drop-off, even over a long period of time.
- **Easier & tidier installation:** built-in flush manifold.



Main accessories

- Single low level probe for chemical running low.
- Industrial wand probes for 3 pumps delivery with low level alert.
- Extension power- and data cables between washers and Jetsave (6m). (Max extension in total is 15m).

Jetsave PNCs	Description
988930002	Complete kit with 3 pumps, 550 ml/min
988930003	Complete kit with 4 pumps, 550 ml/min
988930004	Complete kit with 5 pumps, 550 ml/min
988930005	Complete kit with 6 pumps, 550 ml/min
988930006	Complete kit with 8 pumps, 550 ml/min
988930007	Complete kit with 10 pumps, 550 ml/min

Accessories PNCs	Description
988916611	Single low level probe, 350mm
988916621	One pick up low level probe for 3 machines, 500mm
432930071	Extension POWER cable (6m)
432930072	Extension DATA cable (6m)
432930083	Extension SIGNAL cable (10m)
432930065	Joining kit
988800299	Recommended water hose kit for standard installation, 1500mm, 1.2", 3.4" 90 degrees
988916970	Extra EVA tube, 25m
988916971	Extra EVA tube, 15m

Dimensions in mm	
A1	380 (PNC with 2, 3 and 4 pumps)
A2	475 (PNC with 5 and 6 pumps)
A3	767 (PNC with 8 and 10 pumps)
B	162
C	220
D	196
E	148
F	145

1	Water inlet (3/4" BSP)
2	Detergent outlet to washer extractor
3	Detergent inlets (1-10)
4	Air inlet

Power supply
From the washer extractor: 100-240V~ 50/60 Hz / 0.1A (Max)

Water supply
Min. 1.8 bar
Max. 6 bar

