

Drying cabinet DC6-15WW

Drying Cabinets have no mechanical action and are used to efficiently dry bulky items such as workwear/overalls/gloves and boots



Priority on people

Ergonomic design, with user friendly positioning of door handle and control panel

- Easy operation with 2 automatic drying programs, which will stop once the load is dry
- Relief script
- Large doors and opening angles for easy access
- Automatic drying program 75 °C for impregnating Gore-Tex suits, protecting the suit for the next usage and 60 °C for quilted suits
- Shoe / glove dryer leather/skin material 40 °C (adjustable drying time)
- Shoe / glove dryer synthetic material 50 °C (adjustable drying time)
- Flat drying 40 °C (adjustable drying time)
- Flexible installation with adjustable feet



Outstanding productivity

- Three new programs for accessories: **Shoe / glove dryer leather/skin material**, **Shoe / glove dryer synthetic material** and **Flat drying**
- The drying cabinet works at sub-atmospheric pressure, thus eliminating any leakage of air into the room. Twin fans and air ducts give perfect air balance and a uniform drying result throughout the entire cabinet
- Time saving when used instead of flat or hang drying. The door can be opened a short moment without stopping the drying process

Other




Four detachable hangers in stainless steel with space for drying four work-suits are sent with the drying cabinet

Accessories (optional)

- Shoe/Boot dryer
- Glove dryer
- Shelves for flat drying



Images shown are a representation of the product only and variations may occur.

		
Shoe/Boot dryer 988704092	Glove dryer 988704090	Shelves for flat drying 988704091

Main specifications ¹		DC6-15WW
Load capacity, four work-suits	kg	15
Evaporation	g/min	57
Drying time ²	min	95
Energy consumption	kWh	6.0
Energy consumption ³	kWh/kg	0.66
Energy/water evaporated ³	kWh/l	1.9

1. Applies to 15 kg dry weight at 42% residual moisture.

2. The drying cabinet runs the impregnation program for approx. 25 mins, followed by a 15 mins reconditioning cycle once the fabrics have dried.

3. With impregnation program 75SDgrC.

Electrical connections					
Heating alternative	Main voltage	Hz	Heating power kW	Total power kW	Recommended fuse A
Electric heated machines	400V 3N-	50	6.0	6.2	10 / 13 auto fuse

Connections ¹		DC6-15WW
Air outlet	∅ mm	125
Evacuated air	m ³ /h	250
Pressure drop	Max. Pa	70
Sound levels		
Sound power/pressure level at drying ²	dB(A)	<70
Weight		
	net, kg	200
1. Operating panel		4. Exhaust connection ³
2. Electrical connection		
3. Electrical connection for external fan		

1. Corresponds to a 23 m straight pipe duct. A straight pipe duct (approx. 70 m) is to be used with a ∅ 160 mm ventilation connection.

2. Sound power levels measured according to ISO 60704.

3. Must be connected permanently to a separate duct or general ventilation. Power supply cable is not included.

Colour of front and side panels is silver grey and handle is dark blue.

