

# Dosave

## Easy saving with plug & play

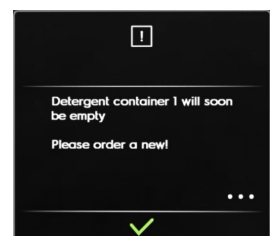
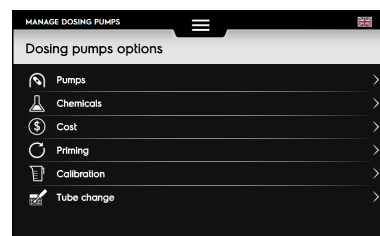




### Product description

DOSAVE is the latest innovative dispenser, especially for washer extractors with ClarusVibe control. The product utilizes a series of peristaltic pumps, with external easy connection box from washer extractors, designed for easy installation, easy programming, easy savings to make our customers' life easier and profitable.

### Features and benefits

- **ClarusVibe:** Washer extractors with ClarusVibe control.
- **Save on chemicals:** impossible to avoid chemical savings, never overuse chemicals again.
- **Easy installation:** plug&play connection from washer extractors. No need to open the panels for wiring.
- **Easy programming:** all is managed by ClarusVibe from washer extractors in ml/kg. No need extract PC with dedicated software installed.
- **Flexible pumps extension:** available for 2,3,4,5 products, while if more needed, easily fit up to 15 pumps via modular extension.
- **Low level alarm:** always a step ahead when the chemical is running low. A warning message appears on the Clarus Vibe screen.
- **Stastics management:** All dosing reports/stastics can be downloaded directly from the washer extractor and easily monitor the savings.



### Main accessories

- 500 ml squeeze tubes (Silicone or EPDM) for a fast dosing on bigger washer extractors.
- Extension power- and data cable (6m) between washer extractors and Dosave pumps. (Max extension in total is 15m).
- Flush manifold for a long distance (above 10 m) peristaltic pump installation from the washer extractors.
- Single low level probe for chemical running low alert
- Industrial wand probes for 3 pumps delivery with low level alert
- Intelligence dosing interface to drive 3rd party peristaltic pumps in relay mode.

Dosave PNCs	Description
988930011	Complete kit with 2 pumps, Silicone tubes,350 ml/min
988930012	Complete kit with 3 pumps, Silicone tubes,350 ml/min
988930013	Complete kit with 4 pumps, Silicone tubes,350 ml/min
988930014	Complete kit with 5 pumps, Silicone tubes,350 ml/min

Accessories PNCs	Description
988916611	Single low level probe
432930071	Extension POWER cable (6m)
432930072	Extension DATA cable (6m)
432930031	Pump tube EPDM 350 ml per min
432930033	Pump tube EPDM 500 ml per min
432930034	Pump tube Silicon 500 ml per min
988916920	Flush Manifold for 4 products
988916954	2 Port Add-On kit for Flush manifold (includes check valves and end fittings)
988916955	4 Port Add-On kit for Flush manifold (includes check valves and end fittings)

Power supply	Water supply
From the washer extractor: 220-240V- 50Hz / 3A (Max)	Water supply (Flush manifold) Min. 1.8 bar Max. 6 bar

Pumps	X	Y	Z
2 Pumps	67 mm / 2.625"	146 mm / 5.8"	392 mm / 15.4"
3 Pumps	67 mm / 2.625"	146 mm / 5.8"	489 mm / 19.25"
4 Pumps	67 mm / 2.625"	146 mm / 5.8"	589 mm / 23.18"
5 Pumps	67 mm / 2.625"	146 mm / 5.8"	685 mm / 26.95"

Dimensions in mm	
A	61 (control box)
B	196 (2 and 4 pumps)
C	214 (3 and 5 pumps)
D	257 (2 and 4 pumps)
E	275 (3 and 5 pumps)
F	336 (3 and 5 pumps)
G	392 (4 pumps)
H	453 (4 pumps)
I	489 (5 pumps)
J	550 (5 pumps)

