

ALPENINOX

Cold Rooms 163x163 -2+8°C Split Unit

ITEM # _____

MODEL # _____

NAME # _____

SIS # _____

AIA # _____



102055 (CRR1616SG7P)

Cold Room 1630x1630
th.60mm, split Unit

Short Form Specification

Item No.

Usable volume: 5.4 m3. Panel insulation in cyclopentane (60mm thickness), with injected polyurethane foam, CFC and HCFC free. Wall and internal ceiling surfaces made of galvanized plastified steel with 120 micron nontoxic pvc coating. Internal floor in non-slip, plastic coated, galvanized steel sheet. Fast-fit centering system using new fasteners made of high resistant composite material. Rounded internal and external corners. Self-closing right-hinged door with magnetic door-gaskets; handle with lock and interior safety release. Internal lighting. Split unit for operation in ambient temperatures up to +43°C. Refrigerant R452a. Defrosting through heated gas with automatic re-evaporation of defrosting water. Control panel with: ON/OFF switch, internal lighting switch and digital control with HACCP and failure alarms.

Main Features

- Anti-slip walk-in floor.
- High hygiene standards and easy to clean thanks to rounded internal / external corners and radiused edges.
- Fast-fit centering system allows perfect alignment of the panels. These new fasteners are made of high resistant composite materials and guarantee perfect grip/sealing of all components.
- Floor surface on which the cold room will be placed should be levelled if presenting irregularities or unevenness up to 1 cm.
- New vacuum injection foaming allows significant and enhanced insulation and higher quality.
- Airtight panels connection, all sides of panels have PVC gasket foamed in place to assure airtight and secure fitting; any other sealing between panels on site is eliminated.
- Semi recessed door saving space on the external side.
- Newly designed handle complete with lock and interior safety release to prevent entrapment when the door is accidentally locked from outside.
- Equipped with internal lighting (waterproof IP54) mounted on the refrigerating unit panel.
- Temperature controller with touch panel.
- Control panel includes: luminous ON/OFF switch, internal light switch, cold room functioning indicator, defrost cycle indicator, temperature and thermostat control with digital display.
- The unit is ready to be connected with OnE Connectivity for 24/7 real time monitoring, increasing equipment uptime, maximum profit and optimizing your process.
- Connectivity ready for real time access to connected appliances from remote and HACCP monitoring (requires optional accessory).
- Conform to ruling European safety and hygiene standards and CE marked.
- All split units are tropicalized (+43°C), use R452 refrigerant and are supplied with a high/low temperature alarm.
- Easy to assemble panels and room.
- Defrosting through heating element with re-evaporation of defrosting water shorten defrosting time and limit the warming of the cold room. Dedicated drain hole is not needed.

Construction

- Panels are clad inside and outside with anti-scratch galvanized plastified steel with 120 micron nontoxic pvc coating, polyurethane foam insulation, CFC and HCFC free.
- Whenever the cold room door is opened the microswitch switches on automatically the internal light and turns off the cooling fan.
- Split remote unit provided with 6m of precharged pipe.

APPROVAL: _____

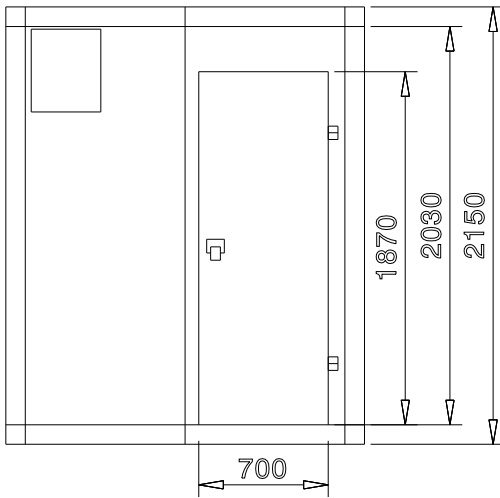
Sustainability

- Right-hinged door is available as standard (left-hinged door on request) and constructed with smooth rounded profiles, cam-lift action hinges, airtight magnetic gasket and high insulation thus allowing to reduce energy and operating costs.

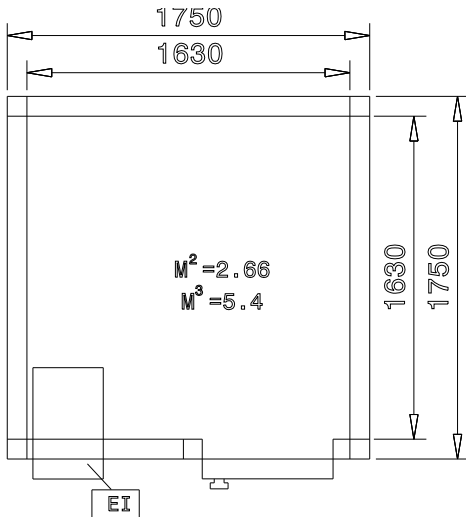
Optional Accessories

- Plastic curtain for 65cm door clearance PNC 102027
- Datalogger cold room PNC 102030
- Door microswitch PNC 102441
- Shelving set, composed of aluminium uprights and 4 polyethylene louvered shelves, for 1630x1630 mm cold rooms PNC 137091

Front




Side



EI = Electrical inlet (power)

Top



Electric

Supply voltage:

102055 (CRR1616SG7P) 220 V/1N ph/50 Hz

Electrical power max.:

1.49 kW

Total Watts:

1.49 kW

Key Information:

External dimensions, Width: 1750 mm

External dimensions, Depth: 1750 mm

External dimensions, Height: 2150 mm

Internal Dimensions, Width: 1630 mm

Internal Dimensions, Depth: 1630 mm

Internal Dimensions, Height: 2030 mm

Net weight: 300.5 kg

Connectivity

Connection type: Cable-RS485

Protocol type: Carel;Modbus

Sustainability

Current consumption: 4.71 Amps

Refrigerant type: R452A

Refrigerant weight: 800 g