

## Ice Cuber 130kg/24h with 65kg bin - Water-cooled

ITEM # \_\_\_\_\_

MODEL # \_\_\_\_\_

NAME # \_\_\_\_\_

SIS # \_\_\_\_\_

AIA # \_\_\_\_\_



730532 (FGC120W)

Ice maker, cube, 130kg/24h, self-contained, 65kg ice collection bin included, water-cooled (ice cube: 18gr) (R452a)

### Short Form Specification

**Item No.** \_\_\_\_\_

AISI 304 stainless steel exterior. Food grade ABS interior. Stainless steel spray arms removable without the use of tools. Fully automatic in operation. Efficient water cooling system. Suitable for gravity drain only. Flexible water supply and drain hoses. A spray system produces solid, crystal clear ice cubes.

Rated output is at an ambient air temperature of 21°C and water supply temperature of 15°C.

Self-contained storage bin capacity: 65 Kg.

### Main Features

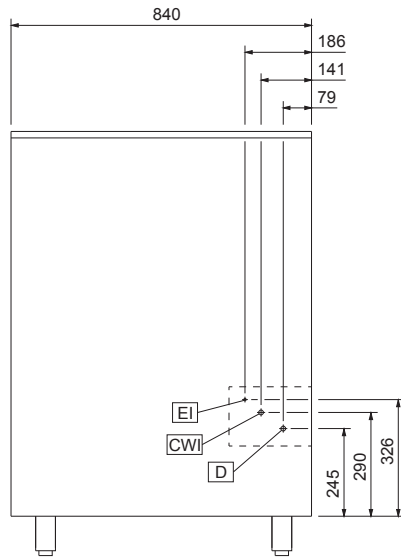
- Water consumption and productivity calculated using 15°C water temperature and 21°C ambient temperature.
- Model available in water-cooled version.
- The ice-making method (spray layering) guarantees crystalline, compact, hygienically pure ice cubes that are resistant to melting.
- Ice cube cone shape with the trunk sides slightly squashed.
- Bin integrated as standard.
- Compliant to CE requirements for safety.
- Fully automatic in operation.
- Operates over a wide range of temperatures.
- Suitable for gravity drain only (no pumps needed).
- Rated output is at an ambient air temperature of 21°C and water supply temperature of 15°C.
- Compact dimensions of the ice cubers make them highly suitable for any location, particularly those where space is at a premium.

### Construction

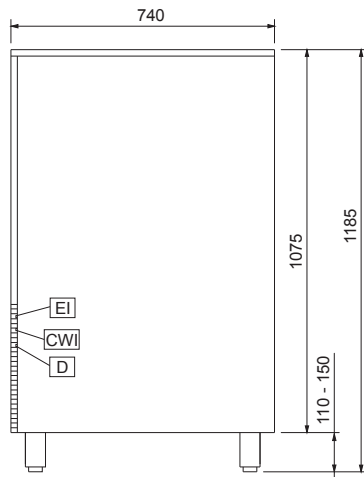
- The inox sprayers are easy to take away, permit a simple flowing and prevent limestone formation.
- Internal ice cubes container in ABS.
- Plug as standard (schuko type).
- AISI 304 stainless steel exterior.
- Stainless steel spray arms removable without the use of tools.
- Reliability guaranteed by the quality of the construction materials used (plastic flap on the front, top and sides in 304 AISI stainless steel) and the sophisticated product and process technology involved.
- Adjustable feet 110-150 mm.
- Environmentally friendly: R452a as refrigerant gas.

APPROVAL: \_\_\_\_\_

### Front

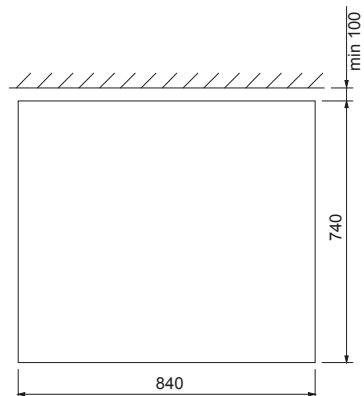


### Side



- CWI1** = Cold Water inlet 1 (cleaning)
- D** = Drain
- EI** = Electrical inlet (power)

### Top



### Electric

Supply voltage:  
730532 (FGC120W) 220-240 V/1N ph/50 Hz  
Electrical power max.: 1.05 kW

### Capacity:

Bin capacity: 65 kg

### Key Information:

External dimensions, Width: 840 mm  
External dimensions, Height: 1185 mm  
External dimensions, Depth: 740 mm  
Net weight: 113 kg  
Output: 130 kg/day  
Kind of cube: Ice Cube 18 g

### Refrigeration Data

Refrigerant type: R452A