

Ice Cuber 140kg/24h with 200kg S/S bin - Air-cooled - Vertical System

ITEM # _____

MODEL # _____

NAME # _____

SIS # _____

AIA # _____



730173 (IMC140AB20)

Modular ice maker, cube,
140kg/24h, vertical system,
200kg stainless steel
collection bin included, air-
cooled (ice cube: 7gr) (R452a)

Short Form Specification

Item No. _____

Constructed in 304 AISI stainless steel. The ice-making method guarantees crystalline, compact, hygienically pure ice cubes that are resistant to melting. Vertical evaporator. R452A refrigerant. Container capacity Kg: 200.

Main Features

- Rated output is at an ambient air temperature of 21°C and water supply temperature of 15°C.
- Model available in air-cooled version.
- Compliant to CE requirements for safety.
- Fully automatic in operation.
- Suitable for gravity drain only (no pumps needed).
- Stainless steel spray arms removable without the use of tools and prevent limestone formation.
- Bin included.
- Ice cube pyramid-trunk shape.

Construction

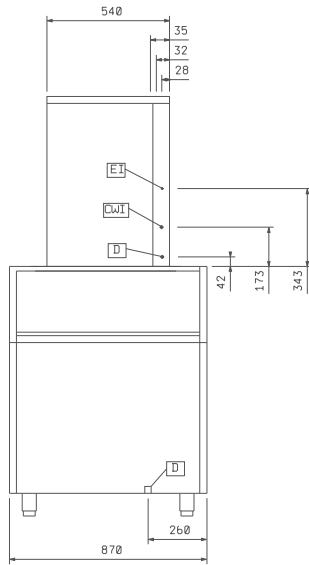
- Easy access to the main components for maintenance.
- Plug as standard (schuko type).
- Stainless steel spray arms removable without the use of tools.
- Reliability guaranteed by the quality of the construction materials used (plastic flap on the front, top and sides in 304 AISI stainless steel) and the sophisticated product and process technology involved.
- The inox sprayers are easy to take away, permit a simple flowing and prevent limestone formation.
- The ice-making method guarantees ice cubes that quickly cool the drinks down.
- Thanks to a vertical evaporator, the appliance guarantees considerable ice production in a short time: the cubes detach individually and fall into the bin, perfectly separated from each other and of equal size (7 g).
- AISI 304 stainless steel exterior.
- Adjustable feet 110-150 mm.
- Environmentally friendly: R452a as refrigerant gas.

Included Accessories

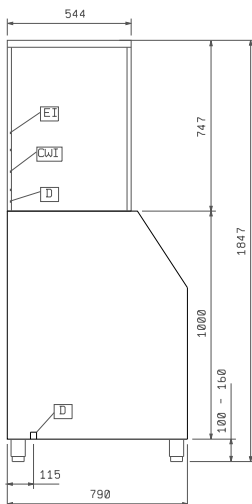
- 1 of 200 Kg stainless steel collection bin for ice makers PNC 730170

APPROVAL: _____

Front

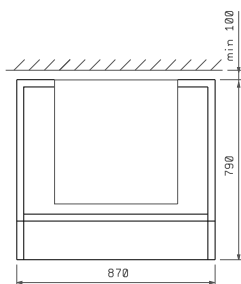


Side



- CW11** = Cold Water inlet 1 (cleaning)
- D** = Drain
- EI** = Electrical inlet (power)

Top



Electric

Supply voltage:

730173 (IMC140AB20) 220-240 V/1N ph/50 Hz

Electrical power max.:

1.4 kW

Capacity:

Bin capacity:

200 kg

Key Information:

External dimensions, Width:

870 mm

External dimensions, Height:

1847 mm

External dimensions, Depth:

790 mm

Net weight:

159 kg

Output:

140 kg/day

Kind of cube:

Ice Cube 7 g

Refrigeration Data

Refrigerant type:

R452A