

Ice Cuber 21kg/24h with 4kg bin - Air-cooled

ITEM # _____

MODEL # _____

NAME # _____

SIS # _____

AIA # _____



730521 (FGC24AB)

Ice maker, cube, 21kg/24h, self-contained, 4kg ice collection bin included, air-cooled (ice cube: 13gr) (R452a)

Short Form Specification

Item No. _____

AISI 304 stainless steel exterior. Food grade ABS interior. Stainless steel spray arms removable without the use of tools. Fully automatic in operation. Efficient air cooling system. Suitable for gravity drain only. Flexible water supply and drain hoses. A spray system produces solid, crystal clear ice cubes.

Rated output is at an ambient air temperature of 21°C and water supply temperature of 15°C.

Self-contained storage bin capacity: 4 Kg.

Main Features

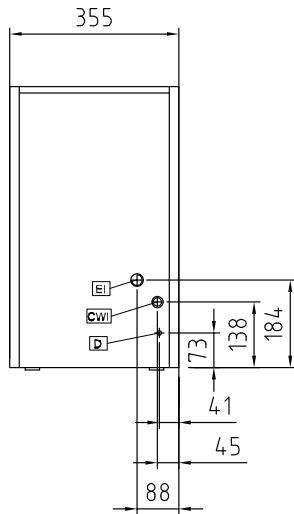
- The ice-making method (spray layering) guarantees crystalline, compact, hygienically pure ice cubes that are resistant to melting.
- Model available in air-cooled version.
- Ice cube cone shape with the trunk sides slightly squashed.
- Bin integrated as standard.
- Compliant to CE requirements for safety.
- Fully automatic in operation.
- Operates over a wide range of temperatures.
- Suitable for gravity drain only (no pumps needed).
- Rated output is at an ambient air temperature of 21°C and water supply temperature of 15°C.
- Compact dimensions of the ice cubers make them highly suitable for any location, particularly those where space is at a premium.

Construction

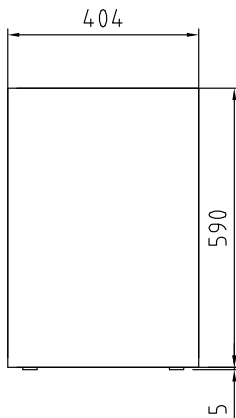
- Easy access to the main components for maintenance.
- The inox sprayers are easy to take away, permit a simple flowing and prevent limestone formation.
- 5mm feet.
- Internal ice cubes container in ABS.
- Plug as standard (schuko type).
- AISI 304 stainless steel exterior.
- Stainless steel spray arms removable without the use of tools.
- Reliability guaranteed by the quality of the construction materials used (plastic flap on the front, top and sides in 304 AISI stainless steel) and the sophisticated product and process technology involved.
- Environmentally friendly: R452a as refrigerant gas.

APPROVAL: _____

Front

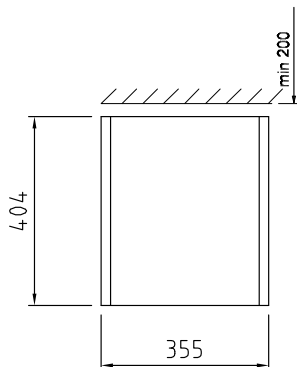


Side



CW11 = Cold Water inlet 1
(cleaning)
D = Drain
EI = Electrical inlet (power)

Top



Electric

Supply voltage:

730521 (FGC24AB) 220-240 V/1N ph/50 Hz

Electrical power max.:

0.32 kW

Capacity:

Bin capacity:

4 kg

Key Information:

External dimensions, Width:

345 mm

External dimensions, Height:

595 mm

External dimensions, Depth:

400 mm

Net weight:

28 kg

Output:

21 kg/day

Kind of cube:

Ice cube 13 g

Refrigeration Data

Refrigerant type:

R452A