

## Ice Cuber 24kg/24h with 6kg bin - Air-cooled

ITEM # \_\_\_\_\_

MODEL # \_\_\_\_\_

NAME # \_\_\_\_\_

SIS # \_\_\_\_\_

AIA # \_\_\_\_\_



730537 (FGCF25A)

Ice maker, cube, 24kg/24h, self-contained, 6kg ice collection bin included, air-cooled (ice cube: 18gr) (R452a)

### Short Form Specification

**Item No.** \_\_\_\_\_

Plastic flap on the front, top and sides in 304 AISI stainless steel. The ice-making method (spray layering) guarantees compact, hygienically pure ice cubes that are resistant to melting. The metal sprayers are easy to remove, permit a simple flow and prevent limestone formation. R452A refrigerant. Air cooled. Container capacity Kg: 6

### Main Features

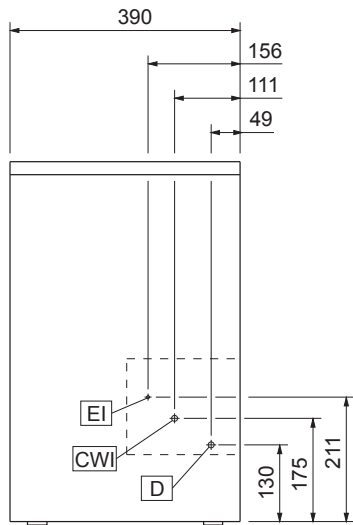
- The ice-making method (spray layering) guarantees crystalline, compact, hygienically pure ice cubes that are resistant to melting.
- Model available in air-cooled version.
- Ice cube cone shape with the trunk sides slightly squashed.
- Bin integrated as standard.
- Compliant to CE requirements for safety.
- Fully automatic in operation.
- Operates over a wide range of temperatures.
- Suitable for gravity drain only (no pumps needed).
- Rated output is at an ambient air temperature of 21°C and water supply temperature of 15°C.
- Metal spray arms removable without the use of tools.
- Compact dimensions of the ice cubers make them highly suitable for any location, particularly those where space is at a premium.

### Construction

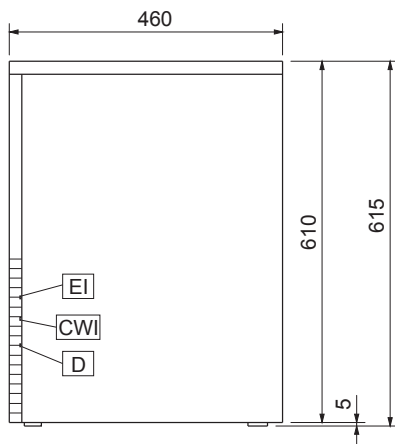
- Easy access to the main components for maintenance.
- Stainless steel spray arms removable without the use of tools.
- The inox sprayers are easy to take away, permit a simple flowing and prevent limestone formation.
- 5mm feet.
- Internal ice cubes container in ABS.
- Plug as standard (schuko type).
- AISI 304 stainless steel exterior.
- Reliability guaranteed by the quality of the construction materials used (plastic flap on the front, top and sides in 304 AISI stainless steel) and the sophisticated product and process technology involved.
- Environmentally friendly: R452a as refrigerant gas.

APPROVAL: \_\_\_\_\_

### Front

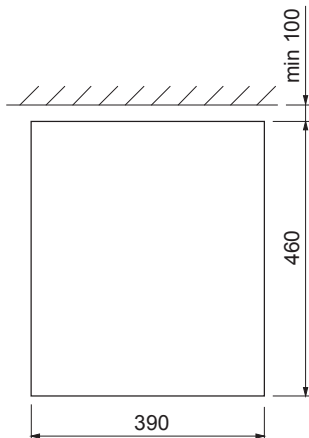


### Side



- CWI1** = Cold Water inlet 1  
(cleaning)  
**D** = Drain  
**EI** = Electrical inlet (power)

### Top



### Electric

Supply voltage:  
730537 (FGCF25A) 220-240 V/1N ph/50 Hz  
Electrical power max.: 0.35 kW

### Capacity:

Bin capacity: 6 kg

### Key Information:

External dimensions, Width: 390 mm  
External dimensions, Height: 615 mm  
External dimensions, Depth: 460 mm  
Net weight: 35 kg  
Noise level: 55,6 dBA  
Output: 24 kg/day

### Refrigeration Data

Refrigerant type: R452A