

Ice Cuber 28kg/24h with 9kg bin - Water-cooled

ITEM # _____
MODEL # _____
NAME # _____
SIS # _____
AIA # _____



730524 (FGC28W)

Ice maker, cube, 28kg/24h, self-contained, 9kg ice collection bin included, water-cooled (ice cube: 18gr) (R452a)

Short Form Specification

Item No. _____

AISI 304 stainless steel exterior. Food grade ABS interior. Metal spray arms removable without the use of tools. Fully automatic in operation. Efficient water cooling system. Suitable for gravity drain only. Flexible water supply and drain hoses. A spray system produces solid, crystal clear ice cubes.

Rated output is at an ambient air temperature of 21°C and water supply temperature of 15°C.

Self-contained storage bin capacity: 9 Kg.

Main Features

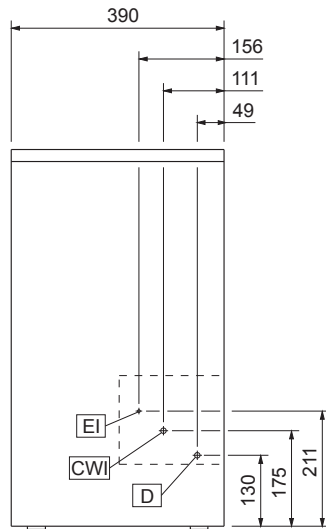
- Model available in water-cooled version.
- The ice-making method (spray layering) guarantees crystalline, compact, hygienically pure ice cubes that are resistant to melting.
- Ice cube cone shape with the trunk sides slightly squashed.
- Bin integrated as standard.
- Compliant to CE requirements for safety.
- Fully automatic in operation.
- Operates over a wide range of temperatures.
- Suitable for gravity drain only (no pumps needed).
- Rated output is at an ambient air temperature of 21°C and water supply temperature of 15°C.
- Compact dimensions of the ice cubers make them highly suitable for any location, particularly those where space is at a premium.
- Metal spray arms removable without the use of tools.

Construction

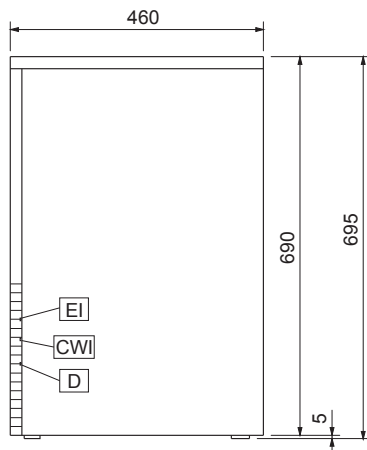
- Stainless steel spray arms removable without the use of tools.
- Reliability guaranteed by the quality of the construction materials used (plastic flap on the front, top and sides in 304 AISI stainless steel) and the sophisticated product and process technology involved.
- The inox sprayers are easy to take away, permit a simple flowing and prevent limestone formation.
- 5mm feet.
- Easy access to the main components for maintenance.
- Plug as standard (schuko type).
- AISI 304 stainless steel exterior.
- Environmentally friendly: R452a as refrigerant gas.

APPROVAL: _____

Front

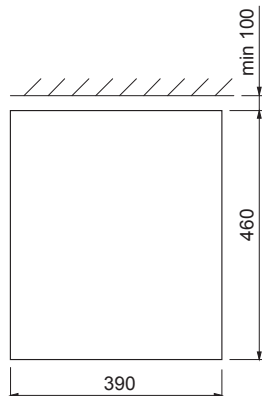


Side



- CWI1** = Cold Water inlet 1
(cleaning)
- D** = Drain
- EI** = Electrical inlet (power)

Top



Electric

Supply voltage:
730524 (FGC28W) 220-240 V/1N ph/50 Hz

Electrical power max.: 0.37 kW

Capacity:

Bin capacity: 9 kg

Key Information:

External dimensions, Width: 390 mm
 External dimensions, Height: 695 mm
 External dimensions, Depth: 460 mm
 Net weight: 37 kg
 Output: 28 kg/day
 Kind of cube: Ice Cube 18 g

Refrigeration Data

Refrigerant type: R452A