

## Ice Cuber 67kg/24h with 40kg bin Ice maker, air-cooled with drain pump

ITEM # \_\_\_\_\_

MODEL # \_\_\_\_\_

NAME # \_\_\_\_\_

SIS # \_\_\_\_\_

AIA # \_\_\_\_\_



730276 (IC67B40G)

Ice maker, cube, 67kg/24h,  
40kg ice collection, bin  
included, drain pump, air-  
cooled (ice cube: 18gr)  
(R452a)

### Short Form Specification

Item No. \_\_\_\_\_

Plastic flap on the front, top and sides in 304 AISI stainless steel.  
The ice-making method (spray layering) guarantees compact, hygienically  
pure ice cubes that are resistant to melting. The metal sprayers are easy to  
take away, permit a simple flowing and prevent limestone formation. R404a  
refrigerant. Container capacity Kg: 40.

### Main Features

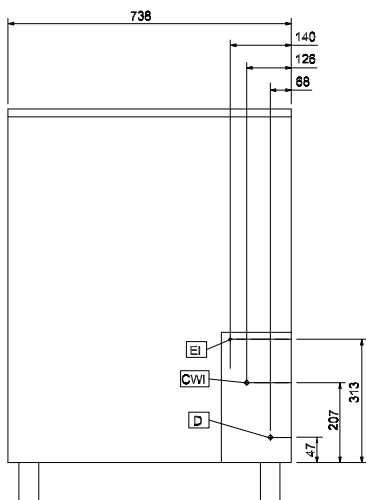
- Height adjustable stainless steel feet.
- Compliant to CE requirements for safety.
- Fully automatic in operation.
- Operates over a wide range of temperatures.
- Rated output is at an ambient air temperature of 21°C and water supply temperature of 15°C.
- Compact dimensions of the ice cubers make them highly suitable for any location, particularly those where space is at a premium.
- The ice-making method (spray layering) guarantees crystalline, compact, hygienically pure ice cubes that are resistant to melting.
- Model available in air-cooled version.
- Ice cube cone shape with the trunk sides slightly squashed.
- Bin integrated as standard.
- Air filters are easily removable and cleanable without tools.
- Reduced energy consumption by fully insulated storage bin.

### Construction

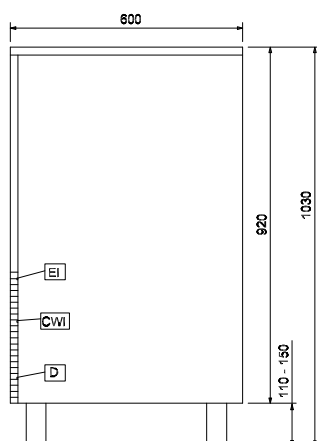
- Rounded internal corners for ease of cleaning.
- Easy access to the main components for maintenance.
- AISI 304 stainless steel exterior.
- Stainless steel spray arms removable without the use of tools.
- Reliability guaranteed by the quality of the construction materials used (plastic flap on the front, top and sides in 304 AISI stainless steel) and the sophisticated product and process technology involved.
- The inox sprayers are easy to take away, permit a simple flowing and prevent limestone formation.
- Internal ice cubes container in ABS.
- ON-OFF rocker switch.
- Built-in drain pump.

APPROVAL: \_\_\_\_\_

**Front**

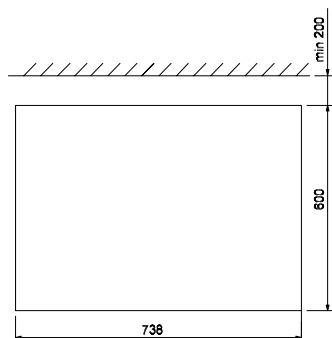


**Side**



- CW11** = Cold Water inlet 1  
(cleaning)  
**D** = Drain  
**EI** = Electrical inlet (power)

**Top**



### Electric

Supply voltage:  
730276 (IC67B40G) 220-240 V/1 ph/50 Hz  
Electrical power max.: 0.62 kW

### Capacity:

Bin capacity: 40 kg

### Key Information:

External dimensions, Width: 738 mm  
External dimensions, Height: 920 mm  
External dimensions, Depth: 600 mm  
Net weight: 77 kg  
Output: 72 kg/day  
Kind of cube: Ice Cube 18 g

### Refrigeration Data

Refrigerant type: ;R290

# ALPENINOX

**Ice Cuber  
67kg/24h with 40kg bin Ice  
maker, air-cooled with drain pump**



**Ice Cuber  
67kg/24h with 40kg bin Ice maker, air-cooled with drain pump**  
The company reserves the right to make modifications to the products  
without prior notice. All information correct at time of printing.

2020.12.04