



Electrolux
PROFESSIONAL

Warewashing
Large 35" dryer with door, boosted
double fans, electric, for green&clean
Multi Rinse Rack Type Dishwasher

ITEM # _____

MODEL # _____

NAME # _____

SIS # _____

AIA # _____



535144 (NLDEF)

Large 35" dryer with door,
boosted double fans,
electric, for green&clean
Multi Rinse Rack Type
Dishwasher

Short Form Specification

Item No. _____

Large dryer suitable to be installed with green&clean multi-rinse rack type dishwasher. Electrical characteristics to be __ 400V three phase operation. Dryer uses internal and external air to provide good drying result without high energy consumption. Insulated door with easy access for silent operation and heat preservation. Construction in AISI 304 stainless steel. Suitable for any feeding direction of the dishwasher thanks to easy reversibility on-site. Full pre-arrangement to be connected with green&clean multi-rinse rack type dishwasher without any modification.

Main Features

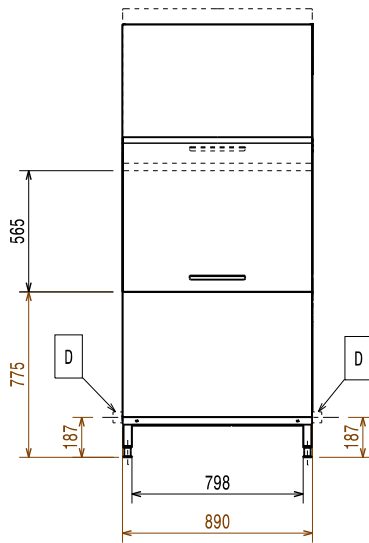
- Unit to be placed between multi-rinse rack type dishwasher and handling system.
- Drying zone removes most of water from the crockery through a high powered fan that extracts dry air from outside mixing it with the internal air, thus providing dry plates at a temperature cool enough to handle safely.
- Large counter balanced inspection door allows unrestricted all-round access to the internal area. Door is insulated with injected foam. This adds strength as well as reduces noise and heat loss.
- IP25 protection against water jets, solid objects and small animals (larger than 6 mm).
- Electronically controlled to optimize drying results.
- The feeding direction can be either left to right or right to left as it's reversible on site.
- Upper and lower fans to improve air flow, specific to dry reusables or plastic materials.

Construction

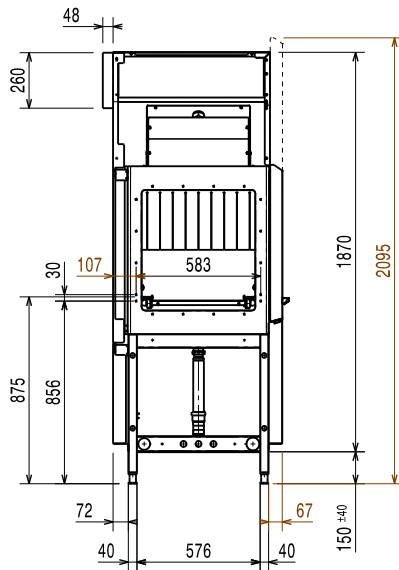
- All main components made in heavy duty anti-corrosive 304 type stainless steel: internal chamber, external, front and side panels, door and rack transportation system.
- The chamber is pressed with fully rounded corners without internal pipes and therefore no hidden dirt traps.
- The unit is built on modularity concept to easily connect with multi-rinse rack type dishwasher without any modification including power connection.
- Adjustable feet for full access underneath the machine for cleaning.

APPROVAL: _____

Front

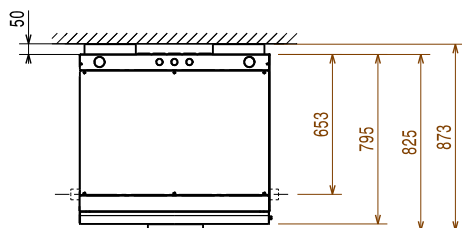


Side



- D = Drain
- EI = Electrical inlet (power)
- EO = Electrical Outlet
- EQ = Equipotential screw
- ES = Electrical signal IN/OUT
- U = USB port

Top


Electric

Supply voltage: 380-415 V/3N ph/50 Hz
 Default Installed Power: 8.7 kW

Key Information:

For transportation purpose only, the depth can be reduced to 795mm by removing the door handle.
 Reference norm used to measure the noise: IEC60335-2-58 annex AA.

External dimensions, Width: 890 mm
 External dimensions, Depth: 873 mm
 External dimensions, Height: 2020 mm
 Net weight: 148 kg
 Shipping weight: 170 kg
 Shipping height: 2240 mm
 Shipping width: 1030 mm
 Shipping depth: 910 mm
 Shipping volume: 2.1 m³

Sustainability

Noise level: <62 dBA