



Electrolux
PROFESSIONAL

**Modular Cooking Range Line
900XP Automatic Basket Lifting
System - 200 mm**

ITEM # _____

MODEL # _____

NAME # _____

SIS # _____

AIA # _____



206353 (LIFT9E)

Automatic programmable
Basket Lifting System for 40lt
Pasta Cookers, 3 lifters

Short Form Specification

Item No. _____

Unit to be 900XP Automatic programmable basket lifting system for 24,5lt pasta cookers, with 3 lifters. 200 mm wide basket lifting system with 3 stainless steel basket supports to lift one 1/3 basket per lifter (baskets are optional, to be ordered separately). Unit shall be placed on either side of the pasta cooker or in combination with a second automatic lifting unit on the opposite side to provide lifting for 6 single portion square baskets. The unit shall feature programmability and automatic lifting function to guarantee repeatability of the cooking cycle.

Main Features

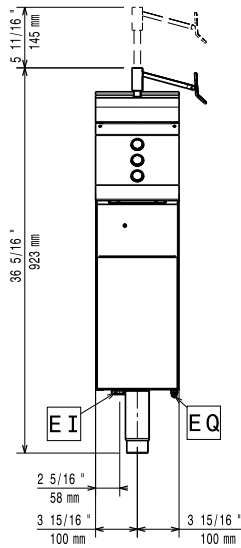
- The electronic programmability and automatic lifting of the baskets make this unit a must for any kitchen wanting to standardize their cooking procedures.
- Programmability and automatic lifting function guarantee repeatability of the cooking cycle, thus ensuring the same high quality of the food time after time due to the automation of the entire cooking process.
- Unit can be used also in "manual mode" by pushing a button to lower and raise baskets.
- Possibility to memorize up to 9 cooking times via digital control, which can be assigned independently to the single basket support.
- Easy operation, automatic basket lifting can be activated through push button function.
- 200 mm wide automatic basket lifting system with 3 stainless steel basket supports, to provide lifting for one 1/3 basket per lifter (baskets are optional accessories to be ordered separately).
- Unit may be placed on either side of the pasta cooker or in combination with a second automatic lifting unit on the opposite side to provide lifting for 6 single portion square baskets

APPROVAL: _____

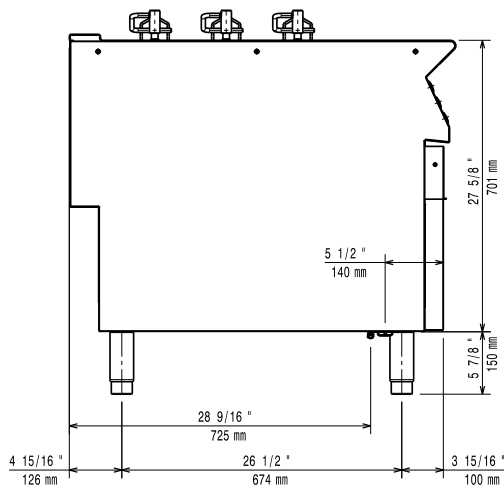


Experience the Excellence
www.electroluxprofessional.com

Front

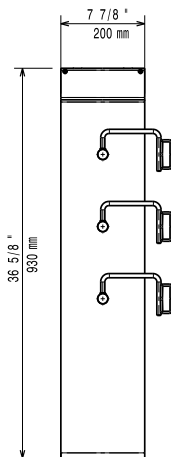


Side



EI = Electrical inlet (power)
 EQ = Equipotential screw

Top



Electric

Supply voltage:

206353 (LIFT9E)

230 V/1 ph/50/60 Hz

Total Watts:

0.2 kW

Key Information:

External dimensions, Width: 200 mm

External dimensions, Depth: 930 mm

External dimensions, Height: 850 mm

Net weight: 40 kg