

Refrigeration Equipment 1-Door 1-Tower Draft Box 24 " Long

ITEM # _____
MODEL # _____
NAME # _____
SIS # _____
AIA # _____



738295 (KCHBBD1D1T)

1-Door 1-Tower Draft Box 24
" Long

Short Form Specification

Item No. _____

1-door Beer dispenser with 1 column. Exterior back and bottom panels in galvanized steel, top panel in 304 stainless steel and exterior side panels in painted steel; interior back, side, and top panels in 430 stainless steel, interior bottom panel and worktop in 304 stainless steel. Fin & tube condenser to improve the performances in high temperature environments.

Automatic Defrost Cooling System and temperature control.

R600a gas in refrigeration circuit.

ETL Safety and Sanitation certified.

3/5 Years warranty.

Main Features

- External digital temperature display.
- Fin & Tube Condenser improves performance in high temperature environments.
- Automatic Defrost Cooling System provides worry-free performance.
- Locking doors.
- External temperature display.
- Cabinet completely insulated with high density polyurethane for low environmental impact.

Construction

- Self-closing door with 90-degree stay-open feature.
- Lockable door.
- Pre-wired heavy duty power cord.
- Heavy duty door hinges.
- Magnetic gasket removable without tools for easy cleaning.
- Heavy duty casters.

Sustainability

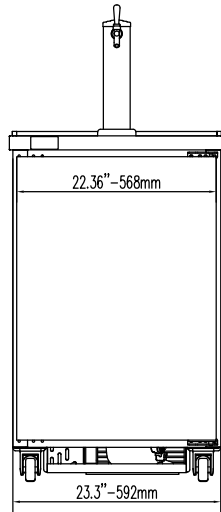
- High efficiency components to minimize the energy consumption still guaranteeing the highest performances.
- CFC and HCFC free (ecological refrigerant type: R600a).

Optional Accessories

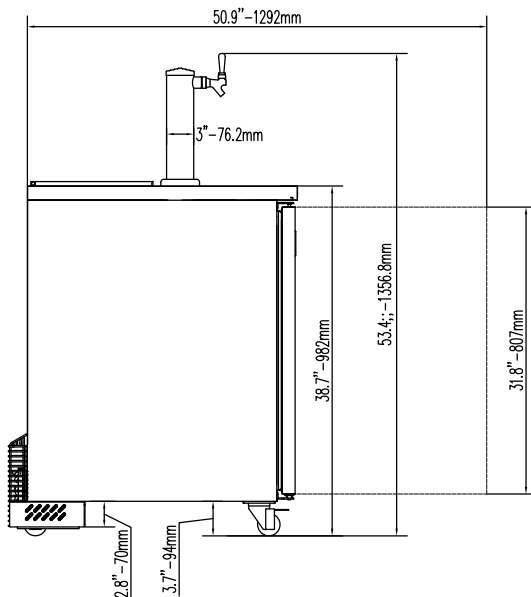
- Draft Tower; Double Faucet PNC 880677 ☐

APPROVAL: _____

Front

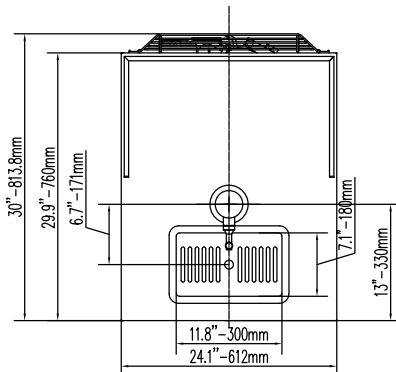


Side



El = Electrical connection

Top



Electric

Supply voltage:	115 V/1 ph/60 Hz
Electrical power, max:	0.31 kW
Plug type:	USA NEMA 5-15P

Capacity:

Number and type of grids (included):

Gross capacity:	9 cu.feet
-----------------	-----------

Key Information:

Warranty:	3 / 5 years
Door hinges:	Right Side
External dimensions, Width:	24 1/16" (612 mm)
External dimensions, Depth:	32 1/16" (813.8 mm)
External dimensions, Height:	53 7/16" (1356.8 mm)
Number and type of doors:	1 Full
Internal Dimensions (depth):	19 1/2" / (495.3 mm)
Internal Dimensions (height):	25 " / (635 mm)
Internal Dimensions (width):	19 1/2" / (495.3 mm)
Shipping height:	55 1/8" (1400 mm)
Shipping weight:	198 lbs (90 kg)
Shipping volume:	28.28 ft³ (0.8 m³)
Type of external material:	Black Prepainted Steel
Type of internal material:	Stainless Steel
Approvals	ETL C&US;ETL SANITATION

Refrigeration Data

Current absorbed:	
738295 (KCHBBD1D1T)	2.2 Amps
Condenser type:	Fin & tube
Operating temperature min.:	32 °F
Compressor power:	1/8 hp
Operating temperature max.:	41 °F
Defrost type:	Auto Defrost

Sustainability

Refrigerant type:	R600a
GWP Index:	3
Refrigerant weight:	90 g