

## Modular Cooking Range Line EVO700 1/2 Module Ambient Worktop with drawer

ITEM # \_\_\_\_\_

MODEL # \_\_\_\_\_

NAME # \_\_\_\_\_

SIS # \_\_\_\_\_

AIA # \_\_\_\_\_



372117 (Z7WTNDN00E)

Ambient worktop with drawer,  
1/2 module

### Short Form Specification

**Item No.** \_\_\_\_\_

To be installed on EVO700 refrigerated/freezer bases, open base cupboards, bridging supports or cantilever systems. Exterior panels and work top in stainless steel with Scotch Brite finish. One piece pressed work top in 1.5 mm thick stainless steel. Right-angled side edges to allow flush-fitting junction between units.

### Main Features

- Heavy duty internal frame in Stainless steel.
- Unit to be installed on other 700 line bases.
- Right angled side edges eliminate gaps and possible dirt traps between units.
- Suitable for countertop installation.

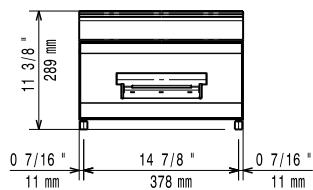
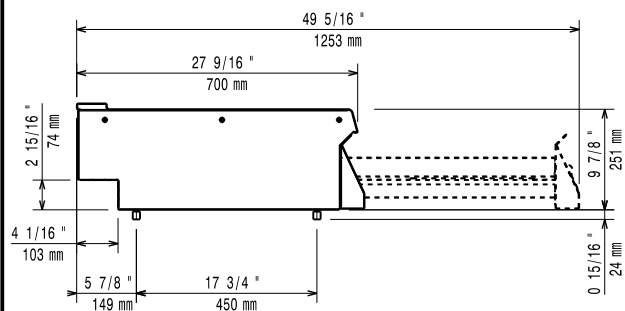

### Construction

- One piece pressed 1.5 mm work top in Stainless steel.
- Stainless steel top provides a heavy duty work surface under any load.

APPROVAL: \_\_\_\_\_

## Optional Accessories

• Junction sealing kit	PNC 206086	<input type="checkbox"/>
• Support for bridge type installation, 800 mm	PNC 206137	<input type="checkbox"/>
• Support for bridge type installation, 1000 mm	PNC 206138	<input type="checkbox"/>
• Support for bridge type installation, 1200 mm	PNC 206139	<input type="checkbox"/>
• Support for bridge type installation, 1400 mm	PNC 206140	<input type="checkbox"/>
• Support for bridge type installation, 1600 mm	PNC 206141	<input type="checkbox"/>
• Support for bridge type installation, 400 mm	PNC 206154	<input type="checkbox"/>
• Frontal handrail 400 mm	PNC 206166	<input type="checkbox"/>
• Frontal handrail 800 mm	PNC 206167	<input type="checkbox"/>
• Half module overshelf	PNC 206183	<input type="checkbox"/>
• Large handrail (portioning shelf) 400 mm	PNC 206185	<input type="checkbox"/>
• Large handrail (portioning shelf) 800 mm	PNC 206186	<input type="checkbox"/>
• Frontal handrail 1200 mm	PNC 206191	<input type="checkbox"/>
• Frontal handrail 1600 mm	PNC 206192	<input type="checkbox"/>
• Right and left side handrails	PNC 206240	<input type="checkbox"/>
• Water column with swivel arm (water column extension not included)	PNC 206289	<input type="checkbox"/>
• Water column extension	PNC 206291	<input type="checkbox"/>
• Chimney upstand, 400 mm	PNC 206303	<input type="checkbox"/>
• 2 side covering panels, height 250 mm, depth 700 mm	PNC 206320	<input type="checkbox"/>

**Front**

**Side**

**Top**


## Key Information:

External dimensions, Width:

372117 (Z7WTNDN00E) 400 mm

External dimensions, Depth:

700 mm

External dimensions, Height:

250 mm

Net weight:

15 kg