

Modular Cooking Range Line EVO700 400mm Electric Fry Top, Ribbed Brushed Chrome Plate

ITEM # _____

MODEL # _____

NAME # _____

SIS # _____

AIA # _____



372332 (Z7IILDAOMCA)

Half module electric fry top with ribbed brushed chrome cooking plate, sloped, thermostatic control, scraper included

Short Form Specification

Item No. _____

To be installed on open base installations or bridging supports. Ribbed cooking surface in brushed chrome. Temperature range from 120°C to 280°C. Removable drawer below the cooking surface for the collection of grease and fat. Exterior panels in stainless steel with Scotch Brite finish. One piece pressed work top in 1.5 mm thick stainless steel. Right-angled side edges to allow flush-fitting junction between units.

Main Features

- Unit to be mounted on open base cupboards, bridging supports or cantilever systems.
- Large drain hole on cooking surface permits the draining of fat into large 1 liter collector placed under the cooking surface.
- Large grease collection container available as optional accessory to be installed under top units over open base cupboard.
- Safety thermostat and thermostatic control.
- Stainless steel high splash guard on the rear and sides of cooking surface. Splash guard can be easily removed for cleaning.
- IPX 4 water protection.
- Frontal simmering zone.
- Temperature range from 120° up to 280°C.
- Infrared heating elements mounted below the cooking surface.
- Rough brushed chrome surface is highly resistant to scratches and facilitates cleaning operations at the end of the day.
- Scraper for ribbed plate included as standard.
- Suitable for countertop installation.

Construction

- Cooking surface completely ribbed.
- All exterior panels in Stainless Steel with Scotch Brite finishing.
- One piece pressed 1.5 mm work top in Stainless steel.
- Model has right-angled side edges to allow flush fitting joints between units, eliminating gaps and possible dirt traps.
- Cooking surface 12mm thick brushed chrome for optimum grilling results and ease of use.

APPROVAL: _____

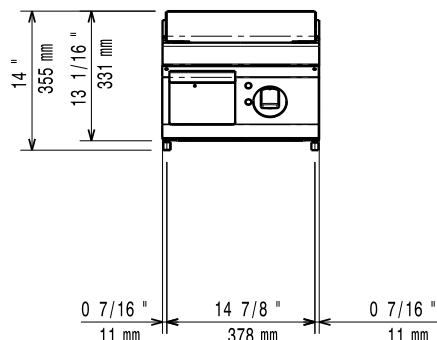
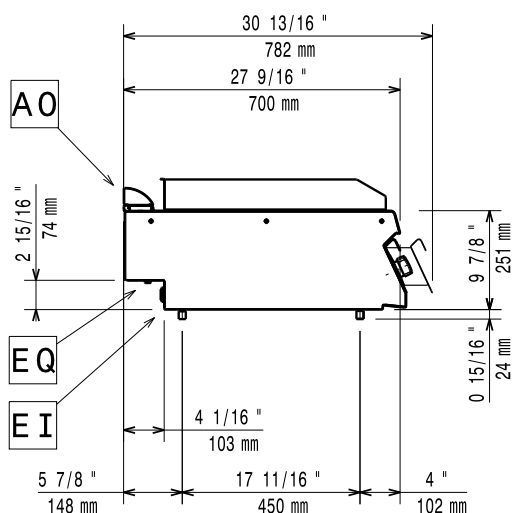
Included Accessories

- 1 of Scraper for ribbed plate fry tops - kit includes knife blades for both smooth and ribbed surface PNC 206420

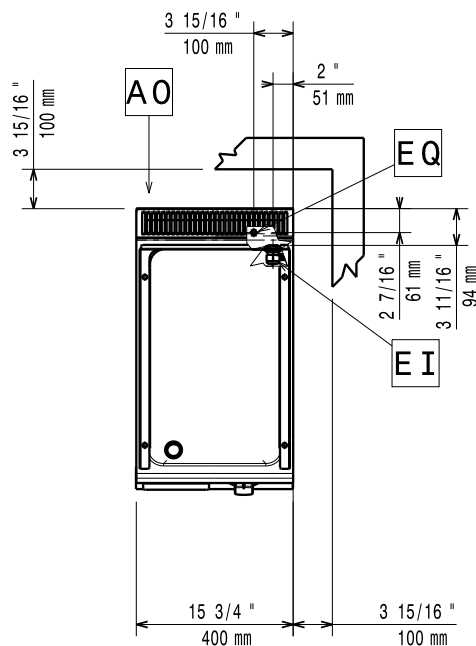
Optional Accessories

- | | | |
|--|------------|--------------------------|
| • Junction sealing kit | PNC 206086 | <input type="checkbox"/> |
| • Support for bridge type installation, 800 mm | PNC 206137 | <input type="checkbox"/> |
| • Support for bridge type installation, 1000 mm | PNC 206138 | <input type="checkbox"/> |
| • Support for bridge type installation, 1200 mm | PNC 206139 | <input type="checkbox"/> |
| • Support for bridge type installation, 1400 mm | PNC 206140 | <input type="checkbox"/> |
| • Support for bridge type installation, 1600 mm | PNC 206141 | <input type="checkbox"/> |
| • Support for bridge type installation, 400 mm | PNC 206154 | <input type="checkbox"/> |
| • Frontal handrail 400 mm | PNC 206166 | <input type="checkbox"/> |
| • Frontal handrail 800 mm | PNC 206167 | <input type="checkbox"/> |
| • Large handrail (portioning shelf) 400 mm | PNC 206185 | <input type="checkbox"/> |
| • Large handrail (portioning shelf) 800 mm | PNC 206186 | <input type="checkbox"/> |
| • Frontal handrail 1200 mm | PNC 206191 | <input type="checkbox"/> |
| • Frontal handrail 1600 mm | PNC 206192 | <input type="checkbox"/> |
| • Right and left side handrails | PNC 206240 | <input type="checkbox"/> |
| • Chimney upstand, 400 mm | PNC 206303 | <input type="checkbox"/> |
| • 2 side covering panels, height 250 mm, depth 700 mm | PNC 206320 | <input type="checkbox"/> |
| • Grease/oil container kit for frytops | PNC 206346 | <input type="checkbox"/> |
| • Base support for feet or wheels - 800mm (EVO700/900) | PNC 206367 | <input type="checkbox"/> |
| • Chimney grid net, 400mm | PNC 206400 | <input type="checkbox"/> |
| • Scraper for ribbed plate fry tops - kit includes knife blades for both smooth and ribbed surface | PNC 206420 | <input type="checkbox"/> |

Modular Cooking Range Line EVO700 400mm Electric Fry Top, Ribbed Brushed Chrome Plate

Front

Side


EI = Electrical inlet (power)
 EQ = Equipotential screw

Top


Electric

Supply voltage: 400 V/3 ph/50-60 Hz

Predisposed for:

Electrical power max.: 4.2 kW

Total Watts: 4.2 kW

Key Information:

If appliance is set up or next to or against temperature sensitive furniture or similar, a safety gap of approximately 150 mm should be maintained or some form of heat insulation fitted.

Working Temperature MIN: 120 °C

Working Temperature MAX: 280 °C

External dimensions, Width: 400 mm

External dimensions, Depth: 700 mm

External dimensions, Height: 250 mm

Net weight: 40 kg

Shipping weight: 39 kg

Shipping height: 540 mm

Shipping width: 460 mm

Shipping depth: 820 mm

Shipping volume: 0.2 m³

Cooking surface width: 330 mm

Cooking surface depth: 540 mm