

Modular Cooking Range Line EVO900 4 Electric Infrared Cooking Top

ITEM # _____

MODEL # _____

NAME # _____

SIS # _____

AIA # _____



392045 (Z9IREH4000)

4-zone (3,4 kW each) electric
infrared cooking top

Short Form Specification

Item No. _____

Glass ceramic cooking surface 6 mm thick, with 4 concentric circular heating zones. Infrared top surface with seamless transition between individual heating zones. Body and work top of unit entirely in stainless steel with Scotch Brite finish. Extra strength work top in heavy duty 2 mm stainless steel. Right-angled side edges to allow flush-fitting junction between units.

Main Features

- Ceramic glass top cooking surface with 4 infrared heating zones 6 mm thick.
- The circular concentric heating sections measuring from 180 to 300 mm give uniform heat also to the largest pan.
- The cooking top is sealed to prevent infiltration inside the unit.
- Warning light to indicate residual surface heat.
- Immediate heat transfer from cooking top to pan.
- Low heat dissipation to the kitchen.
- The smooth glass-ceramic surface can be quickly and easily cleaned, thus providing maximum hygiene.
- IPX5 water protection.
- Suitable for countertop installation.

Construction

- All exterior panels in Stainless Steel with Scotch Brite finishing.
- AISI 304 stainless steel worktop, 2mm thick.
- Model has right-angled side edges to allow flush fitting joints between units, eliminating gaps and possible dirt traps.
- Unit is 900mm deep to give a larger working surface area.

Sustainability

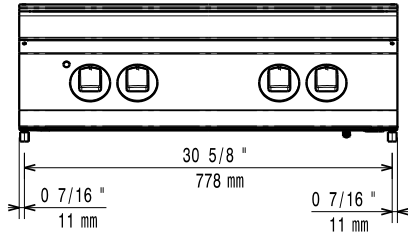
- Energy regulation of each zone.

APPROVAL: _____

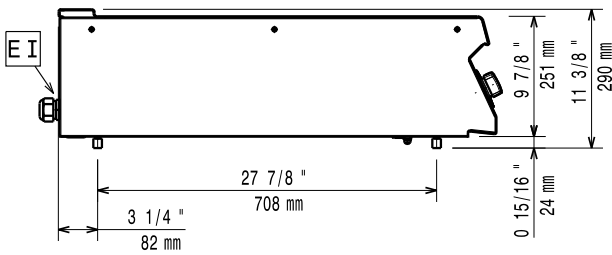
Optional Accessories

- Junction sealing kit PNC 206086
- 4 wheels, 2 swivelling with brake PNC 206135
(EVO700/900). It is mandatory to install with base supports for feet/wheels.
- Support for bridge type installation, 800 mm PNC 206137
- Support for bridge type installation, 1000 mm PNC 206138
- Support for bridge type installation, 1200 mm PNC 206139
- Support for bridge type installation, 1400 mm PNC 206140
- Support for bridge type installation, 1600 mm PNC 206141
- Side handrail for right/left hand PNC 206165
- Frontal handrail 800 mm PNC 206167
- Large handrail (portioning shelf) 800 mm PNC 206186
- Frontal handrail 1200 mm PNC 206191
- Frontal handrail 1600 mm PNC 206192
- Water column with swivel arm (water column extension not included) PNC 206289
- Water column extension PNC 206290
- Chimney upstand, 800 mm PNC 206304
- 2 side covering panels, height 250 mm, depth 900 mm PNC 206321

Front

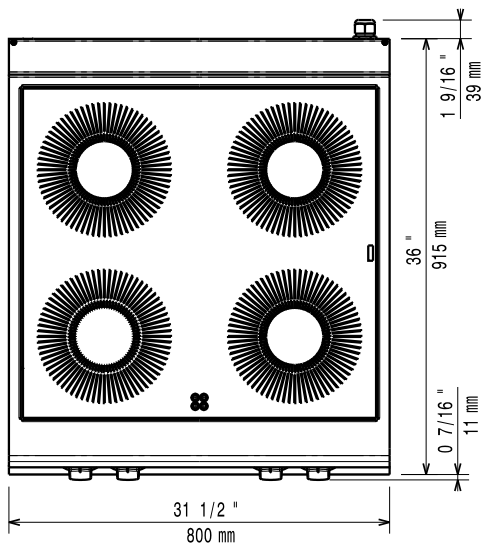


Side



EI = Electrical inlet (power)
EQ = Equipotential screw

Top



Electric

Supply voltage:	
392045 (Z9IREH4000)	380-400 V/3N ph/50/60 Hz
Total Watts:	13.6 kW
	380-400V 3N~ 50/60Hz
Predisposed for:	12-13,6kW

Key Information:

Front Plates Power:	3.4 - 3.4 kW
Back Plates Power:	3.4 - 3.4 kW
Front Plates dimensions:	Ø 300 Ø 300
Back Plates dimensions:	Ø 300 Ø 300
Net weight:	69 kg
Shipping weight:	52 kg
Shipping height:	530 mm
Shipping width:	1010 mm
Shipping depth:	860 mm
Shipping volume:	0.46 m ³
[NOT TRANSLATED]	N9CIE

If appliance is set up or next to or against temperature sensitive furniture or similar, a safety gap of approximately 150 mm should be maintained or some form of heat insulation fitted.