

Modular Cooking Range Line EVO900 4-Hot Plates Electric Boiling Top

ITEM # _____

MODEL # _____

NAME # _____

SIS # _____

AIA # _____

**392040 (Z9ECEH4Q00)**

4-hot square plates (4 kW each) electric boiling top - 400V

392166 (Z9ECEH4Q0N)

4-hot square plates (4 kW each) electric boiling top - 230V

Short Form Specification

Item No. _____

To be installed on open base installations, bridging supports or cantilever systems. Four 4 kW square cast-iron hot plates hermetically sealed to the one-piece top. Exterior panels of unit in stainless steel with Scotch Brite finish. Extra strength work top in heavy duty 2 mm stainless steel. Right-angled side edges to allow flush-fitting junction between units.

Main Features

- Unit to be mounted on open base cupboards, bridging supports or cantilever systems.
- The four 4kW cast-iron plates are hermetically sealed to the one-piece top. Hot plates with a power of 4kW for each plate.
- The special design of the control knob system guarantees against water infiltration.
- IPX5 water protection.
- Top configuration allows installation on ambient base only (not possible to install on refrigerated nor freezer base).
- Suitable for countertop installation.

Construction

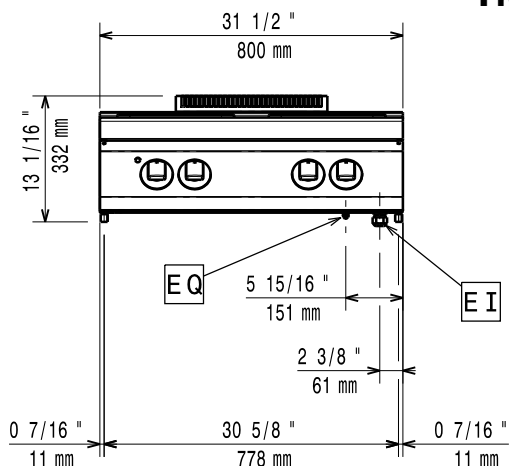
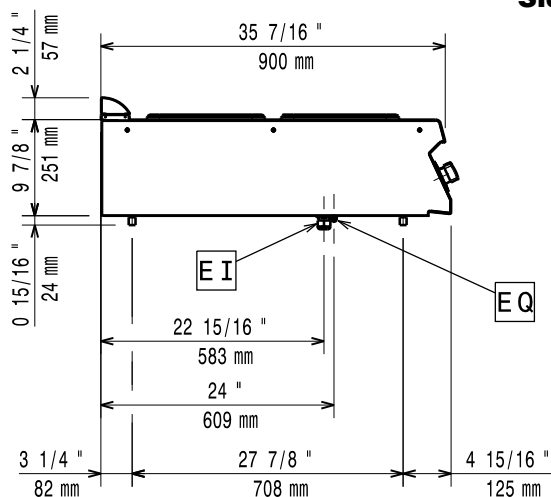
- All exterior panels in Stainless Steel with Scotch Brite finishing.
- AISI 304 stainless steel worktop, 2mm thick.
- Model has right-angled side edges to allow flush fitting joints between units, eliminating gaps and possible dirt traps.
- Unit is 900mm deep to give a larger working surface area.

APPROVAL: _____

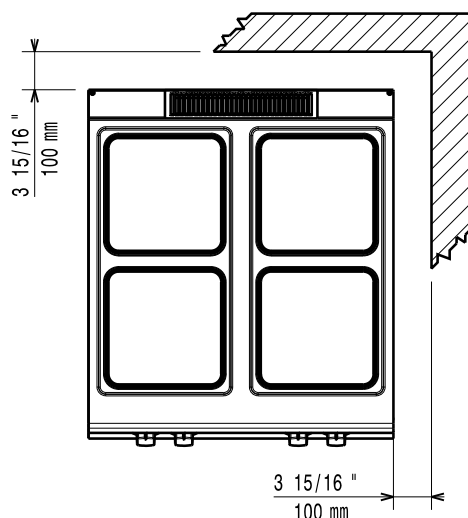
Optional Accessories

- | | | |
|--|------------|--------------------------|
| • 2 cast iron plate bars for electric cooking top | PNC 206056 | <input type="checkbox"/> |
| • Junction sealing kit | PNC 206086 | <input type="checkbox"/> |
| • 4 wheels, 2 swivelling with brake (EVO700/900). It is mandatory to install with base supports for feet/wheels. | PNC 206135 | <input type="checkbox"/> |
| • Support for bridge type installation, 800 mm | PNC 206137 | <input type="checkbox"/> |
| • Support for bridge type installation, 1000 mm | PNC 206138 | <input type="checkbox"/> |
| • Support for bridge type installation, 1200 mm | PNC 206139 | <input type="checkbox"/> |
| • Support for bridge type installation, 1400 mm | PNC 206140 | <input type="checkbox"/> |
| • Support for bridge type installation, 1600 mm | PNC 206141 | <input type="checkbox"/> |
| • Side handrail for right/left hand | PNC 206165 | <input type="checkbox"/> |
| • Frontal handrail 800 mm | PNC 206167 | <input type="checkbox"/> |
| • Large handrail (portioning shelf) 800 mm | PNC 206186 | <input type="checkbox"/> |
| • Frontal handrail 1200 mm | PNC 206191 | <input type="checkbox"/> |
| • Frontal handrail 1600 mm | PNC 206192 | <input type="checkbox"/> |
| • Water column with swivel arm (water column extension not included) | PNC 206289 | <input type="checkbox"/> |
| • Water column extension | PNC 206290 | <input type="checkbox"/> |
| • Chimney upstand, 800 mm | PNC 206304 | <input type="checkbox"/> |
| • 2 side covering panels, height 250 mm, depth 900 mm | PNC 206321 | <input type="checkbox"/> |
| • Chimney grid net, 400mm | PNC 206400 | <input type="checkbox"/> |

Modular Cooking Range Line EVO900 4-Hot Plates Electric Boiling Top

Front

Side


EI = Electrical inlet (power)
 EQ = Equipotential screw

Top


Electric

Supply voltage:

392040 (Z9ECEH4Q00)

380-400 V/3N ph/50/60 Hz

392166 (Z9ECEH4Q0N)

230 V/3 ph/50/60 Hz

Total Watts:

16 kW

Gas

Natural gas - Pressure:

7" w.c. (17.4 mbar)

LPG Gas Pressure:

11" w.c. (27.7 mbar)

Key Information:

Front Plates Power:

4 - 4 kW

Back Plates Power:

4 - 4 kW

Front Plates dimensions:

300x300 300x300

Back Plates dimensions:

300x300 300x300

Net weight:

392040 (Z9ECEH4Q00)

60 kg

392166 (Z9ECEH4Q0N)

69 kg

Shipping weight:

392040 (Z9ECEH4Q00)

70 kg

392166 (Z9ECEH4Q0N)

74 kg

Shipping height:

392040 (Z9ECEH4Q00)

530 mm

392166 (Z9ECEH4Q0N)

540 mm

Shipping width:

392040 (Z9ECEH4Q00)

1010 mm

392166 (Z9ECEH4Q0N)

1020 mm

Shipping depth:

392040 (Z9ECEH4Q00)

860 mm

392166 (Z9ECEH4Q0N)

900 mm

Shipping volume:

392040 (Z9ECEH4Q00)

0.46 m³

392166 (Z9ECEH4Q0N)

0.5 m³

If appliance is set up or next to or against temperature sensitive furniture or similar, a safety gap of approximately 150 mm should be maintained or some form of heat insulation fitted.

[NOT TRANSLATED]

392040 (Z9ECEH4Q00)

EH94T

392166 (Z9ECEH4Q0N)

N9CE1