

**Modular Cooking Range Line  
EVO700 800mm Gas Fry Top,  
Smooth and Ribbed Brushed  
Chrome Plate**

ITEM # \_\_\_\_\_

MODEL # \_\_\_\_\_

NAME # \_\_\_\_\_

SIS # \_\_\_\_\_

AIA # \_\_\_\_\_



372335 (Z7IIMAAOMEA)

Full module gas fry top with  
2/3 smooth and 1/3 ribbed  
brushed chrome cooking  
plate, sloped, thermostatic  
control, scraper included

**Short Form Specification****Item No.** \_\_\_\_\_

To be installed on open base installations or bridging supports. 2/3 smooth and 1/3 ribbed cooking surface in brushed chrome. Suitable to be used with Natural or LPG gas. Temperature range from 100°C to 280°C. Removable drawer below the cooking surface for the collection of grease and fat. Exterior panels in stainless steel with Scotch Brite finish. One piece pressed work top in 1.5 mm thick stainless steel. Right-angled side edges to allow flush-fitting junction between units.

**Main Features**

- Unit to be mounted on open base cupboards, bridging supports or cantilever systems.
- Large drain hole on cooking surface permits the draining of fat into large 1,5 liter collector placed under the cooking surface.
- Large grease collection container available as optional accessory to be installed under top units over open base cupboard.
- Stainless steel high splash guard on the rear and sides of cooking surface. Splash guard can be easily removed for cleaning.
- Piezo spark ignition for added safety.
- Gas appliance supplied for use with natural or LPG gas, conversion jets supplied as standard.
- IPx4 water protection.
- Frontal simmering zone.
- Temperature range from 100° up to 280°C.
- Rough brushed chrome surface is highly resistant to scratches and facilitates cleaning operations at the end of the day.
- Scrapers with smooth and ribbed blades included as standard.
- Suitable for countertop installation.

**Construction**

- Cooking surface 2/3 smooth and 1/3 ribbed.
- All exterior panels in Stainless Steel with Scotch Brite finishing.
- One piece pressed 1.5 mm work top in Stainless steel.
- Model has right-angled side edges to allow flush fitting joints between units, eliminating gaps and possible dirt traps.
- Cooking surface 12mm thick brushed chrome for optimum grilling results and ease of use.

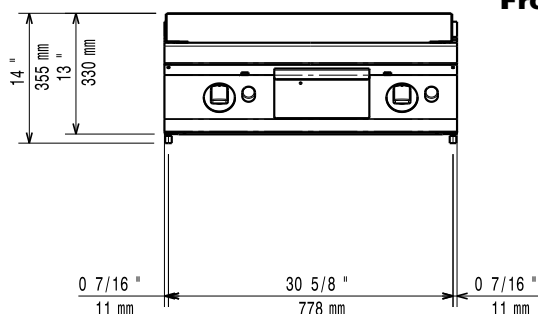
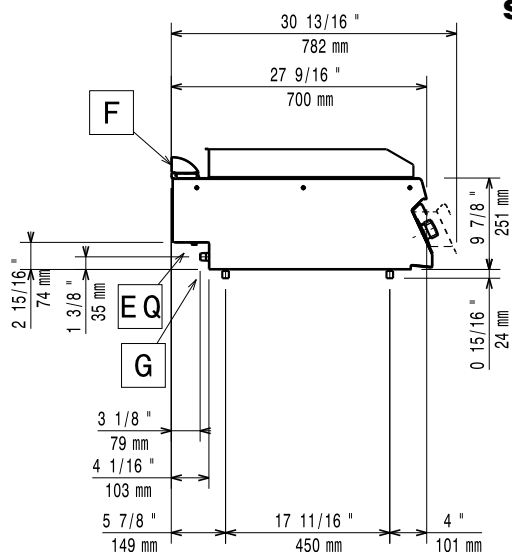
APPROVAL: \_\_\_\_\_

### Included Accessories

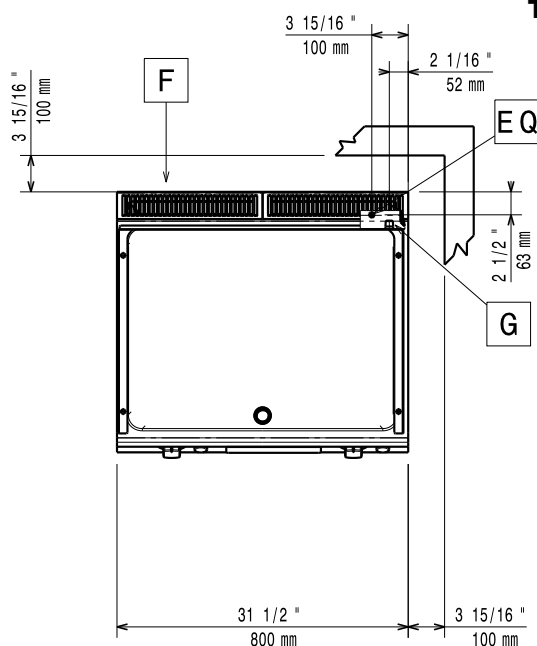
- 1 of Scraper for smooth plate for fry tops PNC 164255
- 1 of Scraper for ribbed plate fry tops - kit includes knife blades for both smooth and ribbed surface PNC 206420

### Optional Accessories

- Scraper for smooth plate for fry tops PNC 164255 ☐
- Junction sealing kit PNC 206086 ☐
- Draught diverter, 150 mm diameter PNC 206132 ☐
- Matching ring for flue condenser, 150 mm diameter PNC 206133 ☐
- Support for bridge type installation, 800 mm PNC 206137 ☐
- Support for bridge type installation, 1000 mm PNC 206138 ☐
- Support for bridge type installation, 1200 mm PNC 206139 ☐
- Support for bridge type installation, 1400 mm PNC 206140 ☐
- Support for bridge type installation, 1600 mm PNC 206141 ☐
- Frontal handrail 800 mm PNC 206167 ☐
- Large handrail (portioning shelf) 800 mm PNC 206186 ☐
- Frontal handrail 1200 mm PNC 206191 ☐
- Frontal handrail 1600 mm PNC 206192 ☐
- Right and left side handrails PNC 206240 ☐
- Flue condenser for 1 module, 150 mm diameter PNC 206246 ☐
- Chimney upstand, 800 mm PNC 206304 ☐
- 2 side covering panels, height 250 mm, depth 700 mm PNC 206320 ☐
- Grease/oil container kit for frytops PNC 206346 ☐
- Chimney grid net, 400mm PNC 206400 ☐
- Scraper for ribbed plate fry tops - kit includes knife blades for both smooth and ribbed surface PNC 206420 ☐
- Cloche for fry tops PNC 206455 ☐
- Kit G.25.3 (NI) gas nozzles for 700 fry tops PNC 206466 ☐
- Pressure regulator for gas units PNC 927225 ☐

**Front**

**Side**


EQ = Equipotential screw  
 G = Gas connection

**Top**

**Gas**
**Gas Power:**

372335 (Z7IIMAA0MEA)

14 kW

**Standard gas delivery:**

Natural Gas G20 (20mbar)

**Gas Type Option:**

LPG

**Gas Inlet:**

1/2"

**Key Information:**
**Cooking surface width:** 730 mm

**Cooking surface depth:** 540 mm

**Working Temperature MIN:** 100 °C

**Working Temperature MAX:** 280 °C

**External dimensions, Width:** 800 mm

**External dimensions, Depth:** 700 mm

**External dimensions, Height:** 250 mm

**Net weight:** 70 kg

**Shipping weight:** 77 kg

**Shipping height:** 520 mm

**Shipping width:** 820 mm

**Shipping depth:** 860 mm

**Shipping volume:** 0.37 m³

If appliance is set up or next to or against temperature sensitive furniture or similar, a safety gap of approximately 150 mm should be maintained or some form of heat insulation fitted.