


**260691 (EFCE11SSDS)**

Smart Steam Convection Oven Crosswise 10 GN 1/1, electric

## Main Features

- Core temperature probe.
- Drip tray to collect residual cooking juices and fat.
- Maximum temperature of 300°C.
- Rapid cooling of oven cavity.
- Halogen lighting and "crosswise" pan supports allow clear and unobstructed view of the products being cooked.
- Main switch/Cooking mode selector which can be used to set: ON/OFF, hot air without humidification and hot air with humidification (choice of 5 different humidity levels).
- Timer to set the cooking time, adjustable up to 120 minutes or for continuous operation with an acoustic alarm to show the cycle has finished. At the end of the set cooking time the heat and the fan are automatically switched off.
- Double step opening to avoid accidental heat release.
- Perfect evenness: guarantees perfect distribution of heat throughout the oven cavity.
- Capacity: 10 GN 1/1 trays.
- Drip tray under the door to collect condensed liquid.
- Manual valve to adjust the position of steam evacuation flap.

## Construction

- Double thermo-glazed door with open frame construction, for cool outside door panel. Swing hinged easy-release inner glass on door for easy cleaning.
- IPx4 water protection.
- Integrated drain outlet.
- 1 pair of 60 mm pitch runners is supplied as standard.
- Robust structure thanks to stainless steel construction.
- Ergonomic door handle.
- Cooking chamber in 304 AISI stainless steel.

## Included Accessories

PNC Code	Description	Quantity
922121	60mm pitch side hangers 10x1/1GN electric oven (included with the oven)	1



## Optional Accessories

PNC Code	Description
<b>Bases &amp; base accessories</b>	
922102	Open base for 10 GN 1/1 convection oven
922106	Shelf guides for 10x1/1GN, ovens base
922114	Open base on castors for 10 GN 1/1 convection oven
<b>Containers, trays and grids</b>	
921101	Pair of AISI 304 stainless steel grids, GN 1/1
922017	Pair of AISI 304 stainless steel grids, GN 1/1
922036	Pair of grids for whole chicken (8 per grid - 1,2kg each), GN 1/1
922062	AISI 304 stainless steel grid, GN 1/1
922239	Pair of frying baskets
922266	Grid for whole chicken (8 per grid - 1,2kg each), GN 1/1
922325	Kit universal skewer rack and 6 short skewers for Lengthwise and Crosswise ovens
922713	Mesh grilling grid, GN 1/1
925000	Non-stick universal pan, GN 1/1, H=20mm
925001	Non-stick universal pan, GN 1/1, H=40mm
925002	Non-stick universal pan, GN 1/1, H=60mm
925003	Double-face griddle, one side ribbed and one side smooth, GN 1/1
925004	Aluminum grill, GN 1/1
925005	Frying pan for 8 eggs, pancakes, hamburgers, GN 1/1
<b>Feet, wheels and ramps</b>	
922127	Feet for convection ovens 10 GN1/1 & 10 GN2/1
<b>Grease/oil management</b>	
922178	Fat filter for 10 1/1 and 2/1 GN combi steamers (gas and electric) and convection ovens (electric)
<b>Handling - gastronorm</b>	
921713	Guide kit for 1/1GN drain pan
922115	80mm pitch side hangers 10x1/1GN electric oven
922121	60mm pitch side hangers 10x1/1GN electric oven (included with the oven)
<b>Other accessories</b>	
922338	Volcano Smoker for lengthwise and crosswise oven
<b>Spray units</b>	
922170	Retractable hose reel spray unit
922171	External side spray unit (needs to be mounted outside and includes support to be mounted on the oven)
<b>Water treatment</b>	
860412	12lt external manual water softener



PNC Code	Description
<b>Other accessories</b>	
921106	Support for 1/2GN pan (2pcs)
922326	Universal skewer rack
922328	6 short skewers

## Recommended Detergents

PNC Code	Description
OS2282	EXTRA STRONG DETERGENT FOR OVEN C20-2pzx5L
OS2283	EXTRA STRONG RINSE AID C21-2pzx5L



# Technical specifications

## Electric

Supply voltage:	380-400 V/3N ph/50 Hz
Electrical power max.:	17.3 kW
Total Watts:	17.3 kW

## Capacity:

Trays type:	10 - GN 1/1
-------------	-------------

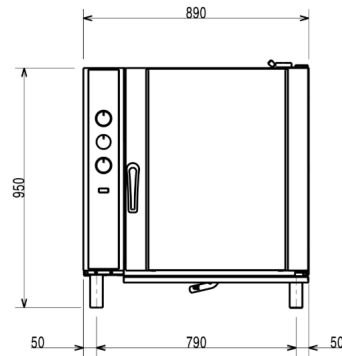
## Key Information:

External dimensions, Width:	890 mm
External dimensions, Depth:	900 mm
External dimensions, Height:	970 mm
Net weight:	121.2 kg
Runners pitch:	60 mm
Internal dimensions, Width:	590 mm
Internal dimensions, Depth:	503 mm
Internal dimensions, Height:	680 mm

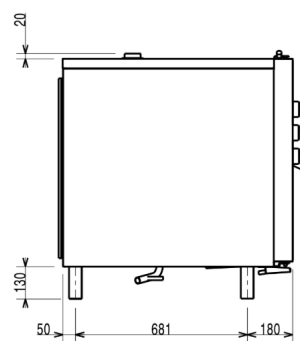
## ISO Certificates

ISO Standards:	ISO 9001; ISO 14001; ISO 45001; ISO 50001
----------------	---

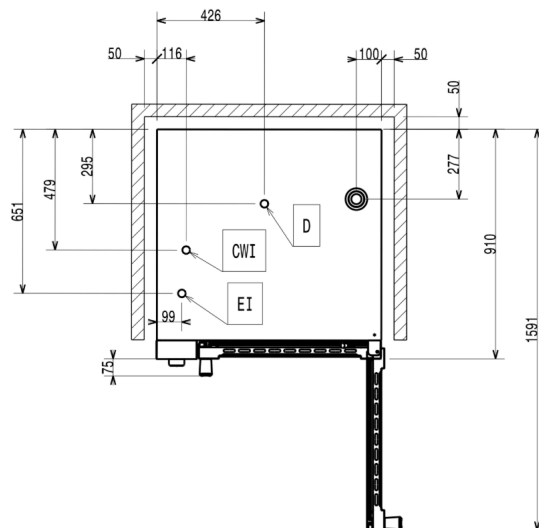
Front



Side



Top



CWII = Cold Water inlet 1 (cleaning)

D = Drain

EI = Electrical inlet (power)

DO = Overflow drain pipe



Find out more:  
ISO Certificates  
[Electrolux Professional Recognitions](#)

The company reserves the right to make modifications to the products without prior notice. All information correct at time of printing.

2026/06/01

4/4