

600588 (BP6545A)

Portable Mixer, variable speed up to 10000 rpm, with stainless steel tube 453 mm, 650W - Australia

Main Features

- Safety feature requires both hands to start the mixer (no volt release system).
- Parts in contact with food - tube, blade, shaft - can be completely dismantled without tools for easy cleaning.
- Light weight, ergonomic grip and adjustable speeds make preparation tasks fast and easy.
- Anti-splash bell knife design.
- Bayonet system makes fast and simple to exchange tools.
- Overheating warning red indicator.
- Tube, knife and whisks are dishwasher safe.
- Productivity suitable for 50 to 300 meals per service.
- Delivered with: - flat base motor - stainless steel tube - space saving storing wall support
- Designed to be used directly in stew pots up to 200 lt.

Construction

- Motor has an air cooling system and is protected against overheating (in case of long intensive work).
- Maximum speed 10000 rpm.
- Smart speed control to ensure the right power according to the work load.
- Water protected motor unit (controls are IP55, IP34 throughout machine).
- Power: 650 watts.

Included Accessories

PNC Code	Description	Quantity
650133	453 mm stainless steel tube for portable mixer bermixer	1

Optional Accessories

PNC Code	Description
Mixing tubes & supports	
650108	Reinforced whisk for portable Bermixer
650132	353 mm stainless steel tube for portable mixer bermixer
650133	453 mm stainless steel tube for portable mixer bermixer
650134	553 mm stainless steel tube for Bermixer (for 450W, 550W, 650W, 750W)
650135	653 mm stainless steel tube for Bermixer (for 650W, 750W)
653292	Adjustable rail for containers diam. 375 mm to 650 mm (to be used with 653294)
653294	Holder to support portable mixer in containers (can be used only with tube attachment)

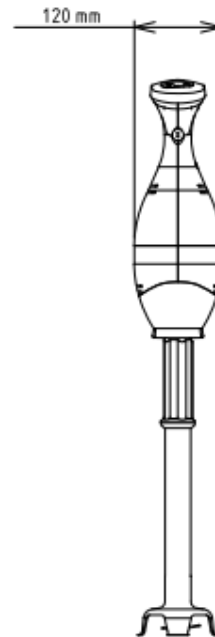


Technical specifications

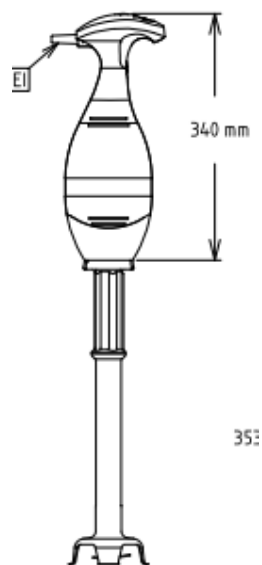
Electric

Supply voltage:	220-240 V/1 ph/50/60 Hz
Electrical power max.:	0.66 kW
Capacity:	
Capacity (up to):	200 litres
Key Information:	
External dimensions, Width:	138 mm
External dimensions, Depth:	120 mm
External dimensions, Height:	765 mm
Shipping weight (gross):	14 kg

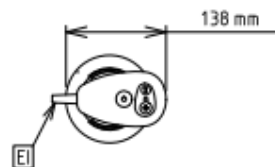
Front



Side



Top



EI = Electrical inlet (power)



Find out more:
ISO Certificates
Electrolux Professional Recognitions

The company reserves the right to make modifications to the products without prior notice. All information correct at time of printing.

2026/05/11

2/2