



### 602627 (CLASSIC1)

Traditional Espresso Machine, 1 group, 6.3 liter boiler, 4 programmable dosing program, manual steam & water, automatic cleaning cycle, stainless steel body

## Main Features

- The CLASSIC Elegant lines and reliable technologies appreciated by coffee professionals, the CLASSIC model is made more attractive by its quality/ price ratio. The CLASSIC is the perfect traditional espresso machine to ensure an excellent quality espresso result, and consistency even during the busiest periods of the day.
- With its easy operation and serviceability, the Classic offers technical features ensuring outstanding coffee throughout the day.
- Heavy duty components and welded construction, a direct mounted boiler group head for thermal stability and reliable extraction, easy access to components for uncomplicated servicability, and unlimited steam.
- Single boiler: 1 Large copper boiler with Heat exchanger technology with 330ml internal boiler.
- Maestro brew group: directly to boiler group heads are mounted for shot temperature stability.
- Large cup warming capacity: integrated cup warmer on the top of the machines.
- 4 programmable volume keys per group + Semi-automatic key for each group for manual control.
- Automatic cleaning program.

## Construction

- Stainless steel body.
- 1 group - 6.3 liter boiler.
- Built-in cup warmer.

## Included Accessories

PNC Code	Description	Quantity
OSPO28	Cleaning Tabs for Standard Espresso Coffee Machines, 100 pieces	1
871002	Filter holder for one cup	1
871003	Filter holder for two cups	1
871041	Raised feet kit	1



## Optional Accessories

PNC Code	Description
<b>Other accessories</b>	
OSPO28	Cleaning Tabs for Standard Espresso Coffee Machines, 100 pieces
602543	Doser Coffee Grinder, flat, 65mm
602544	Doser Coffee Grinder, flat, 75mm
602546	Grind-on-demand Coffee Grinder, flat, 75mm
871000	Steam outlet with adjustable flow
871001	Hot water outlet with adjustable flow
871002	Filter holder for one cup
871003	Filter holder for two cups
871004	Filter holder for three cups
871010	Cold touch steam wand only for machines without Steamair
871011	Cappuccinatore/foamer device with two positions for hot milk and for foam only for machines without Steamair
871012	Cappuccino system/auto foam device by air injection for traditional machines only for machines without Steamair
871013	Teflon steam wand only for machines without Steamair
871017	Filter for one cup, 12 gr
871018	Filter for two cups, 18 gr
871019	Stainless steel knock box drawer
871041	Raised feet kit
871042	Kit softener PURITY C QUELL ST C300
871043	Kit softener PURITY C QUELL ST C500
871044	Kit softener PURITY C QUELL ST C1100



# Technical specifications

## Electric

Supply voltage:	230 V/1N ph/50 Hz
Electrical power max.:	3 kW
Plug type:	Cable without plug

## Water:

Cold water temperature (min/ max):	5 / 60 °C
------------------------------------	-----------

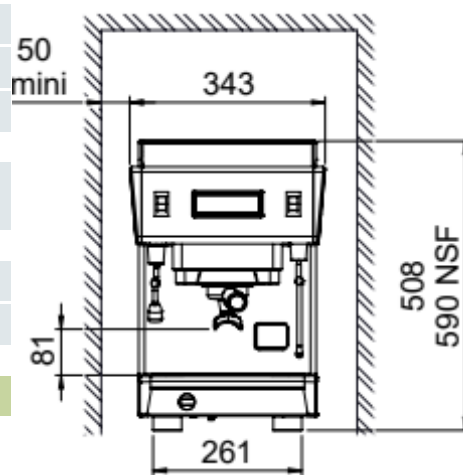
## Key Information:

Net weight:	41 kg
Shipping volume:	0.32 m <sup>3</sup>

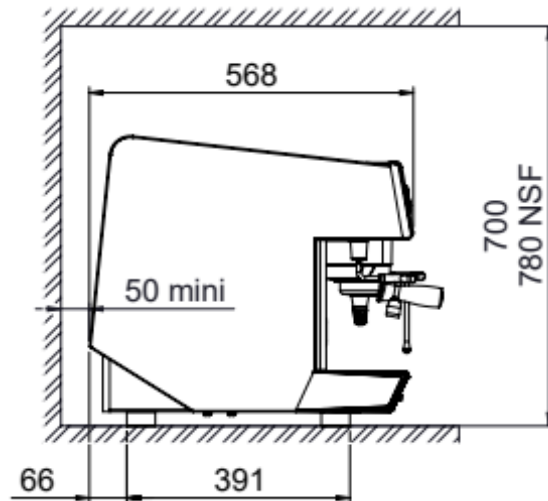
## Sustainability

Current consumption:	13 Amps
----------------------	---------

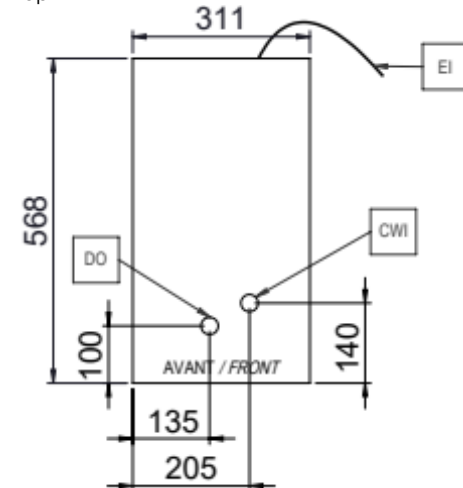
Front



Side



Top



Find out more:  
 ISO Certificates  
 Electrolux Professional Recognitions

The company reserves the right to make modifications to the products without prior notice. All information correct at time of printing.

2026/04/15