SPARE PARTS CATALOGUE

PROTHERMETIC

DE	**PBON-S/Q**	STANDKOCHKESSEL, DAMPF, RUND
EN	**PBON-S/Q**	BOILING PAN, STEAM, ROUND

Page	Baugruppe	Assembly group	Models
2	Verschalung	Casing	PBON-S/Q
4	Magnetschalter	Solenoid switch	PBON-Q
5	Auslaufhahn	Drain tap	PBON-S/Q
6	Deckel	Lid	PBON-S/Q
7	Füsse	Feet	PBON-S/Q
8	Rührwerk	Stirring system	PBON-Q
10	Schalterfront Steuerung	Switch panel control system	PBON-S/Q
12	Mischbatterie	Mixing tap	PBON-S/Q
14	Dampfleitugen, Sicherheits-ventil	Steam lines, Saftey valve	PBON-S/Q
16	Steuerung	Control system	PBON-S/Q

Last Updates	Page	Pos.
03/2016	all	
11/2017	12	exploded view
11/2017	13	first line, 1
06/2018	8, 9	23, 24, 25, 26, 27
10/2018	5	drawing
01/2019	17	2, 29, 30, 31
06/2019	11	12

Doc. № 599A2BG00 / 87.8052.02

Brand: Electrolux

1	Verschalung	Casing

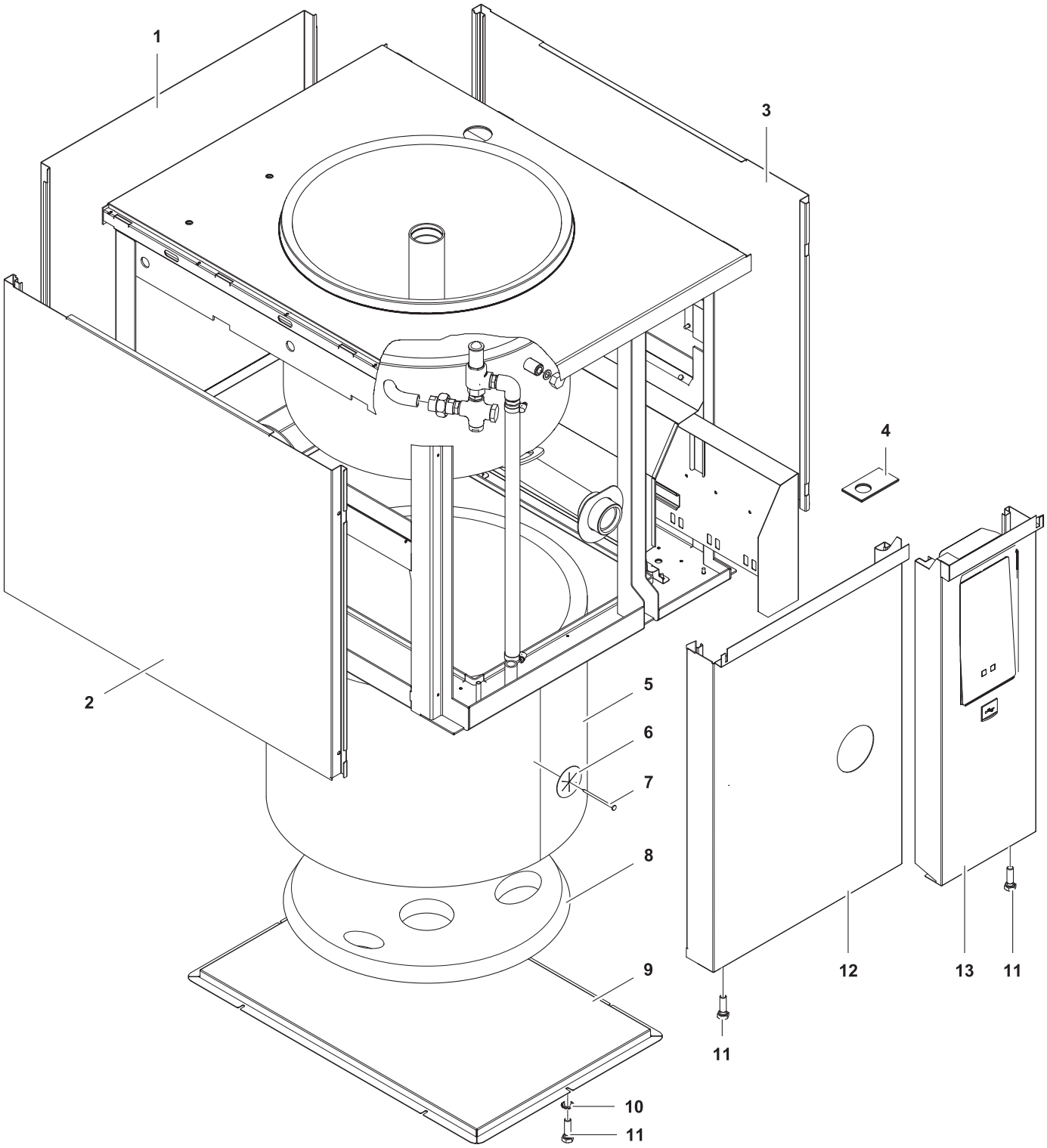

Doc. № 599A2BG00 / 87.8052.02

✱ Components on demand
✱ Teile auf Anfrage

1	Alias	Code	Bezeichnung	Description	Ref.	Valid from Serial N°
1	86.2788.01	✱	Rückpanel PBON06 B700 / H700	Rearpanel PBON06 W700 / H700		
	86.2788.02	✱	Rückpanel PBON10 B800 / H700	Rearpanel PBON10 W800 / H700		
	86.2788.03	✱	Rückpanel PBON15 B900 / H700	Rearpanel PBON15 B900 / H700		
	86.2788.07	✱	Rückpanel PBON06 B700 / H800	Rearpanel PBON06 W700 / H800		
	86.2788.08	✱	Rückpanel PBON10 B800 / H800	Rearpanel PBON10 W800 / H800		
	86.2788.09	✱	Rückpanel PBON15 B900 / H800	Rearpanel PBON15 B900 / H800		
2	86.2787.02	✱	Seitenwand links H700 / T900	Sidepanel left H700 / D900		
	86.2787.04	✱	Seitenwand links H700 / T850	Sidepanel left H700 / D850		
	86.2787.06	✱	Seitenwand links H700 / T800	Sidepanel left H700 / D800		
	86.2787.08	✱	Seitenwand links H800 / T900	Sidepanel left H800 / D900		
	86.2787.12	✱	Seitenwand links H800 / T800	Sidepanel left H800 / D800		
3	86.2787.01	✱	Seitenwand rechts H700 / T900	Sidepanel right H700 / D900		
	86.2787.03	✱	Seitenwand rechts H700 / T850	Sidepanel right H700 / D850		
	86.2787.05	✱	Seitenwand rechts H700 / T800	Sidepanel right H700 / D800		
	86.2787.07	✱	Seitenwand rechts H800 / T900	Sidepanel right H800 / D900		
	86.2787.11	✱	Seitenwand rechts H800 / T800	Sidepanel right H800 / D800		
4	76.4169	0G2819	Fühlerhalter	Sensor fixation		
5	87.2105.01	✱	Isolation Kessel 60L	Insulation Kettle 60L	PBON06	
	87.2105.02	✱	Isolation Kessel 100L	Insulation Kettle 100L	PBON10	
	87.2105.03	✱	Isolation Kessel 150L	Insulation Kettle 150L	PBON15	
6	1 201 1961	0G4127	Isolationsclip	Insulation clip		
7	1 201 1959	0G6987	Isolationsnagel	Insulation nail		
8	87.2113.01	✱	Isolation Kesselboden 60L	Insulation kettle bottom 60L	PBON06	
	87.2113.02	✱	Isolation Kesselboden 100L	Insulation kettle bottom 100L	PBON10	
	87.2113.03	✱	Isolation Kesselboden 150L	Insulation kettle bottom 150L	PBON15	
9	86.2759.01	✱	Bodenblech PBON06 T900	Bottom plate PBON06 D900		
	86.2759.02	✱	Bodenblech PBON10 T900	Bottom plate PBON10 D900		
	86.2759.03	✱	Bodenblech PBON15 T900	Bottom plate PBON15 D900		
	86.2759.07	✱	Bodenblech PBON06 T850	Bottom plate PBON06 D850		
	86.2759.08	✱	Bodenblech PBON10 T850	Bottom plate PBON10 D850		
	86.2759.09	✱	Bodenblech PBON15 T850	Bottom plate PBON15 D850		
	86.2759.13	✱	Bodenblech PBON06 T800	Bottom plate PBON06 D800		
	86.2759.14	✱	Bodenblech PBON10 T800	Bottom plate PBON10 D800		
10	1 701 3545	0K1298	U-Scheibe 6.4x18x1.6	Washer 6.4x18x1.6		
11	1 701 2509	0K4598	Schraube 6kt M5 x 12	Hexscrew M5 x 12		
12	86.2749.01	✱	Frontpanel PBON06 H700	Frontpanel PBON06 H700	PBON06	
	86.2749.02	✱	Frontpanel PBON10 H700	Frontpanel PBON10 H700	PBON10	
	86.2749.03	✱	Frontpanel PBON15 H700	Frontpanel PBON15 H700	PBON15	
	86.2749.14	✱	Frontpanel PBON06 H800	Frontpanel PBON06 H800	PBON06	
	86.2749.15	✱	Frontpanel PBON10 H800	Frontpanel PBON10 H800	PBON10	
	86.2749.16	✱	Frontpanel PBON15 H800	Frontpanel PBON15 H800	PBON15	
13	87.1028.01	✱	Steuerfront H700	Control panel H700	all H700	
	87.1028.02	✱	Steuerfront H800	Control panel H800	all H800	
	87.1028.03	✱	Steuerfront H700 mit Rührwerk	Control panel H700 with Stirrer	H700 with stirrer	
	87.1028.04	✱	Steuerfront H800 mit Rührwerk	Control panel H800 with Stirrer	H800 with stirrer	

2	Magnetschalter	Solenoid switch

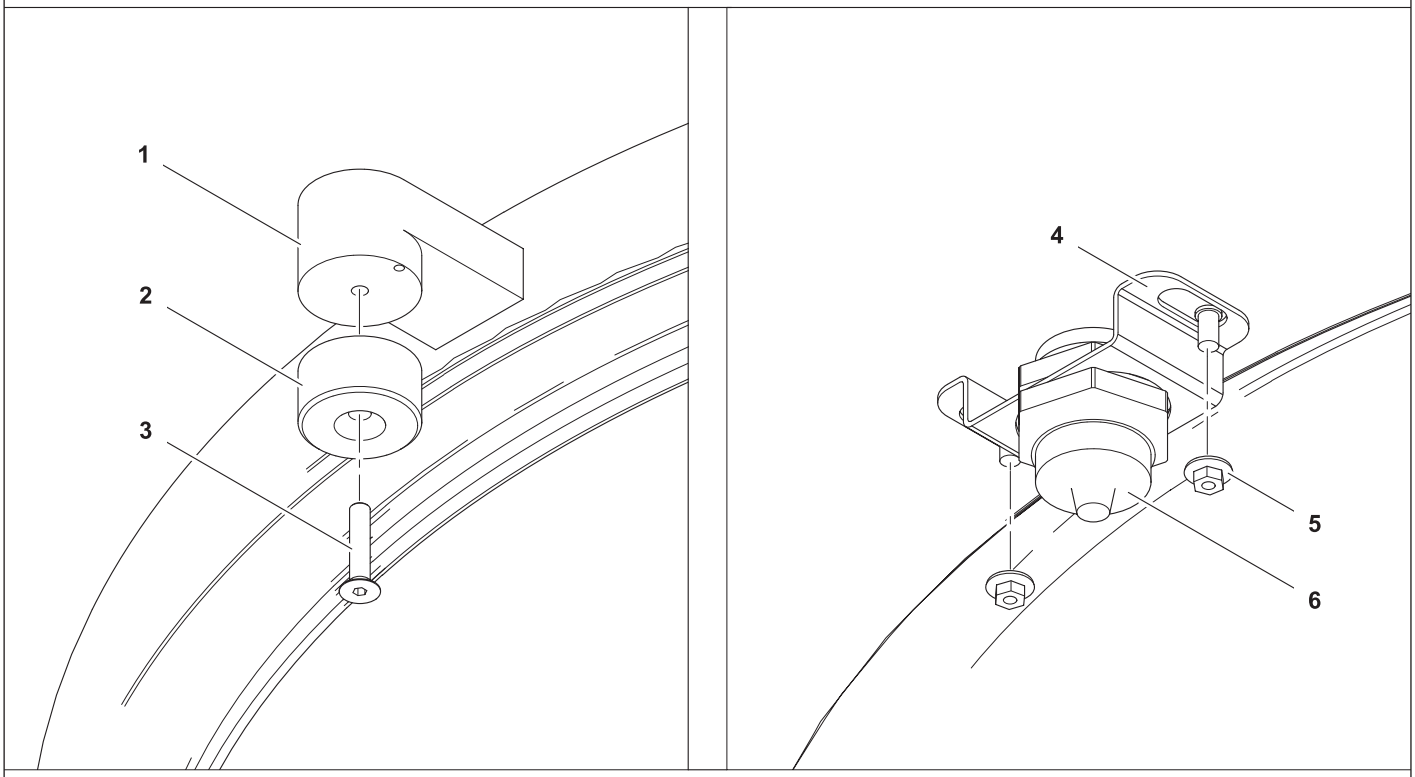

2	Alias	Code	Bezeichnung	Description	Ref.	Valid from Serial N°
1	86.2551.04	✱	Deckel PBON06 mit Rührwerk	Lid PBON06 with stirrer	PBON06	
	86.2551.05	✱	Deckel PBON10 mit Rührwerk	Lid PBON10 with stirrer	PBON10	
	86.2551.06	✱	Deckel PBON15 mit Rührwerk	Lid PBON15 with stirrer	PBON15	
2	76.9345.02	0U0179	Magneteinsatz	Magnet insert	PBON-Q	
3	1 701 1072	0G6833	Senkschraube M5x25	Countersunk screw M5x25	PBON-Q	
4	76.4597		Halter Sicherheitsschalter	Support safety switch	PBON-Q	
5	712 044120..04	0G4918	Kepsmutter M4	Keps nut M4	PBON-Q	
6	76.9345.01	0U0178	Magnetschutzschalter	Solenoid switch	PBON-Q	

Doc. № 599A2BG00 / 87.8052.02

✱ Components on demand
✱ Teile auf Anfrage

3	Auslaufhahn	Drain tap

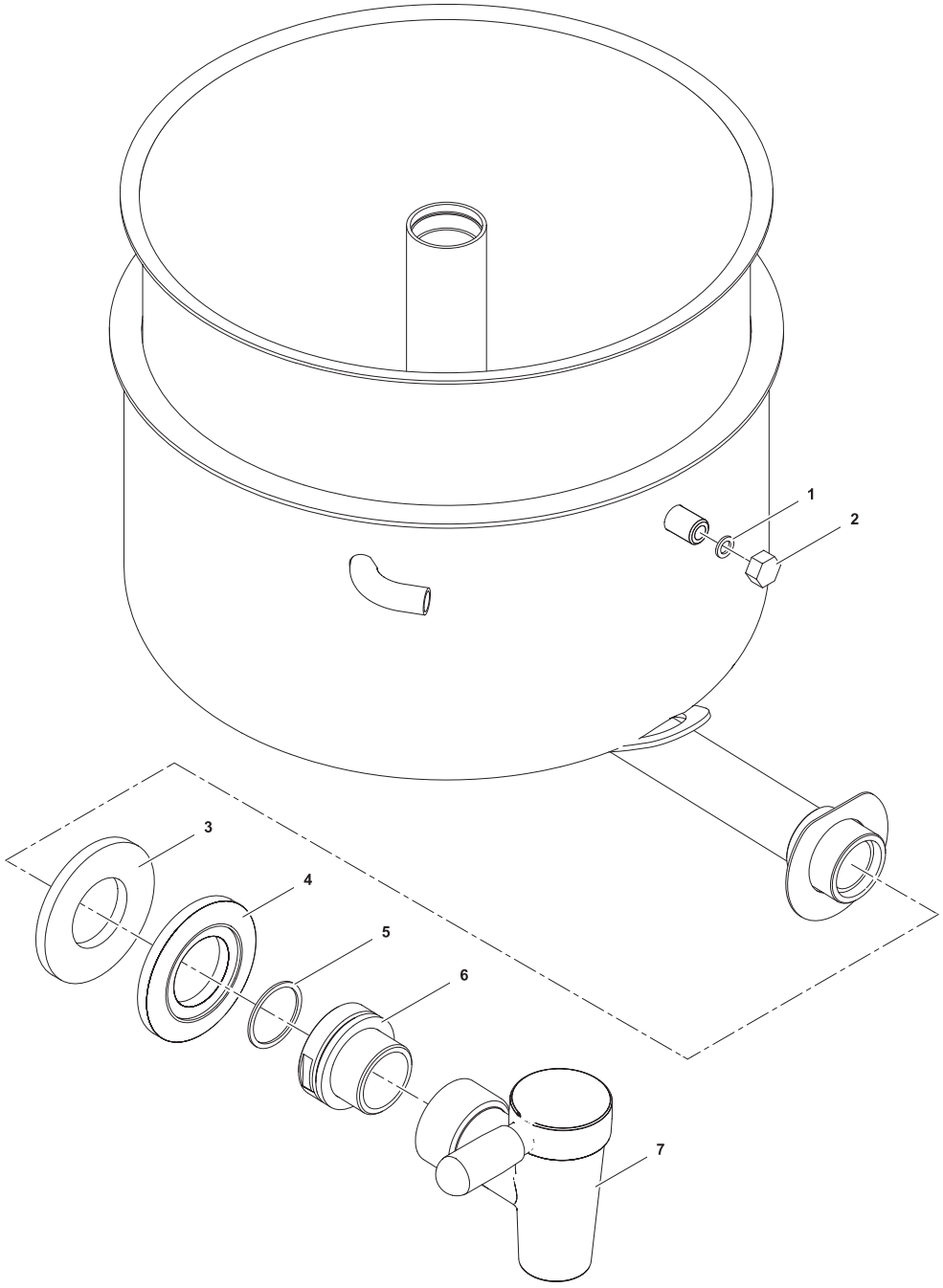

3	Alias	Code	Bezeichnung	Description	Ref.	Valid from Serial N°
1	712 044481.21	0G3610	Flachdichtung Ø18/11	Flat gasket Ø18/11		
2	712 344853.09	0KX151	Gewindekappe G1/2″	Threaded cap G1/2″		
3	1 117 1289	0G5644	Dichtung zu Rosette	Gasket to rosette		
4	1 117 1262	0A2149	Rosette	Rosette		
5	76.6240	0G5164	Dichtung Ø49xØ57x2	Gasket Ø49xØ57x2		
6	76.6241	0G5165	Übergangsstück	Adapter piece		
7	87.7055	0G6498	Entleerhahn 2″	Drain tap 2″		

✱ Components on demand
✱ Teile auf Anfrage

4	Deckel	Lid

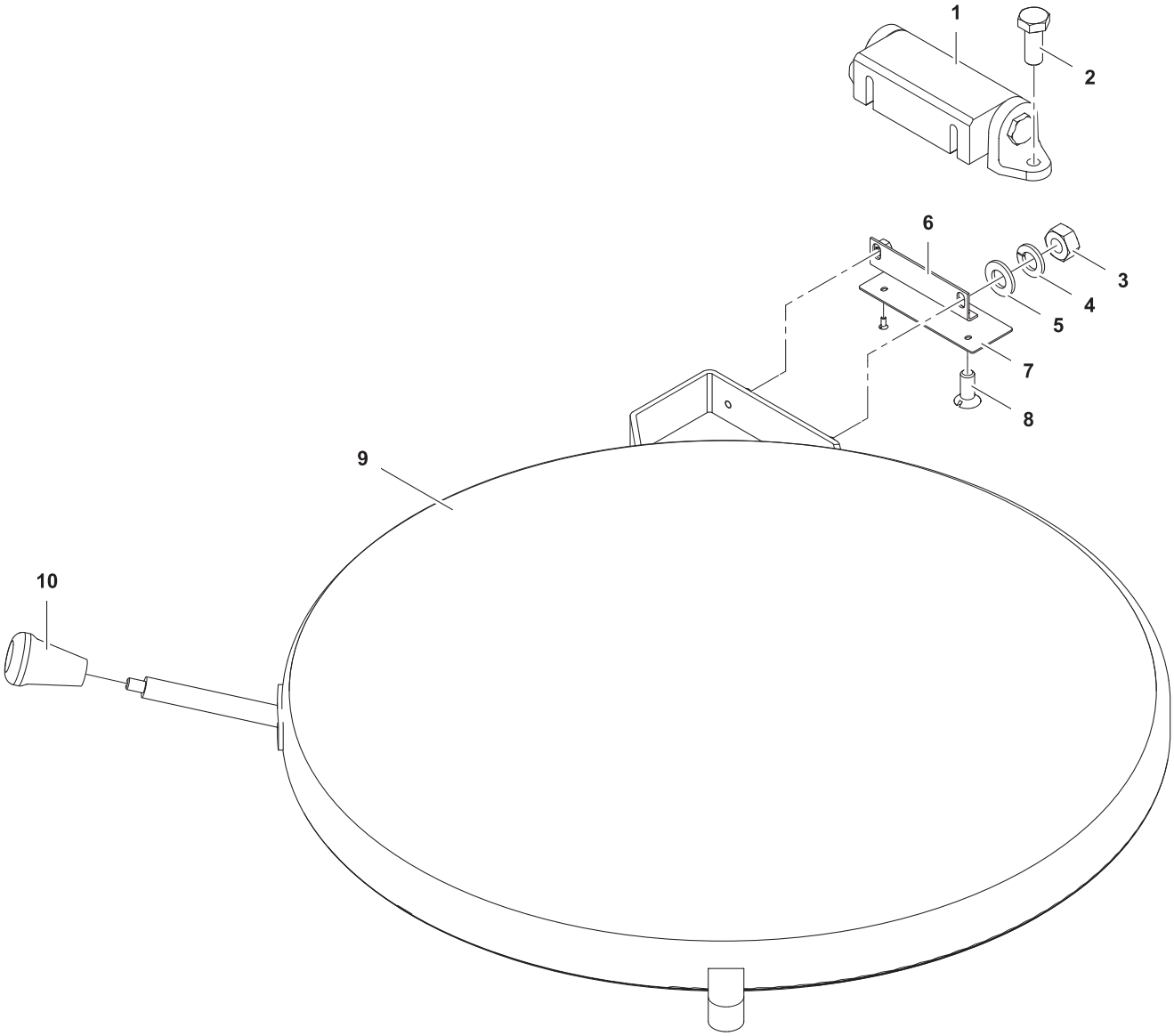

4	Alias	Code	Bezeichnung	Description	Ref.	Valid from Serial N°
1	86.2557	0G5098	Drehgelenk	Pivot joint	PBON06	
	86.2558	0G7866	Drehgelenk	Pivot joint	PBON10	
	86.2559	0G6382	Drehgelenk	Pivot joint	PBON15	
2	1 701 2541	0K4600	Schraube 6kt M10x25	Hex screw M10x25		
3	1 701 3044	0K4612	Mutter M8	Nut M8		
4	1 701 5008	0KL250	Federring M8	Spring washer M8		
5	1 701 3513	0G6088	U-Scheibe Ø8.4x17x1.6	Washer Ø8.4x17x1.6		
6	70.0764	0KL251	Winkel zu Drehgelenk	Angle for pivot joint		
7	70.0765.01	0KL252	Abdeckblech	Cover plate		
8	1 701 1504	0KX205	Linsenschraube M4x8	Fillister head screw M4x8		
9	86.2551.01	✱	Deckel PBON06	Lid PBON06	PBON06S	
	86.2551.02	✱	Deckel PBON10	Lid PBON10	PBON10S	
	86.2551.03	✱	Deckel PBON15	Lid PBON15	PBON15S	
	86.2551.04	✱	Deckel PBON06 mit Rührwerk	Lid PBON06 with stirrer	PBON06Q	
	86.2551.05	✱	Deckel PBON10 mit Rührwerk	Lid PBON10 with stirrer	PBON10Q	
	86.2551.06	✱	Deckel PBON15 mit Rührwerk	Lid PBON15 with stirrer	PBON15Q	
10	86.3253	0G6631	Griff	Handle		

Doc. № 599A2BG00 / 87.8052.02

✱ Components on demand
✱ Teile auf Anfrage

5	Füsse	Feet

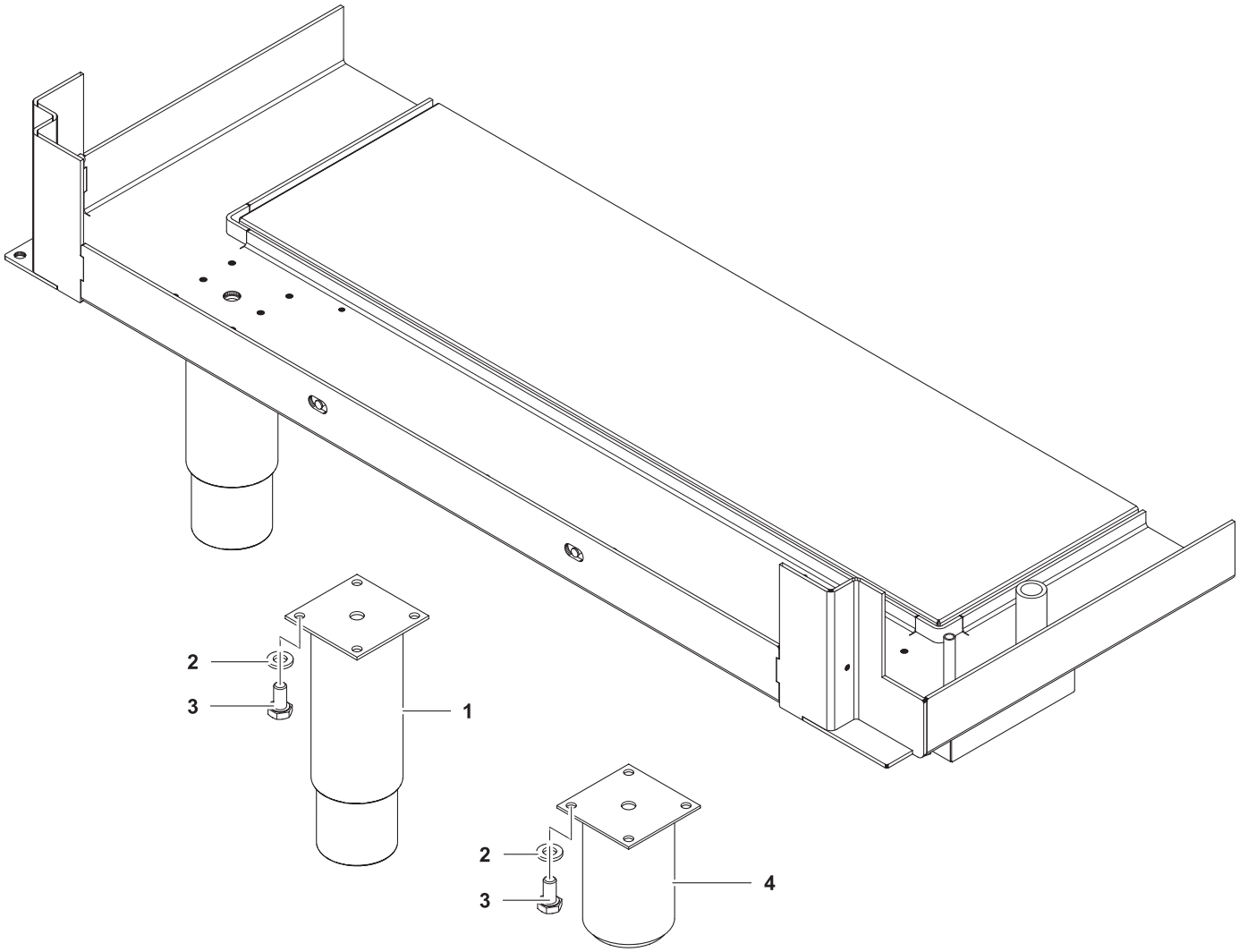

5	Alias	Code	Bezeichnung	Description	Ref.	Valid from Serial N°
1	86.0001	0G5391	Stellfuss 2" H200	Adjustable foot 2" H200	H700	
2	1 701 4003	0G3659	U-Scheibe Ø6.4x12x1.6	Washer Ø6.4x12x1.6		
3	1 701 2600	0KT919	Schraube 6kt M6x12	Hex screw M6x12		
4	86.2385	0G6140	Stellfuss 2" H100	Adjustable foot 2" H100	H800	

✱ Components on demand
✱ Teile auf Anfrage

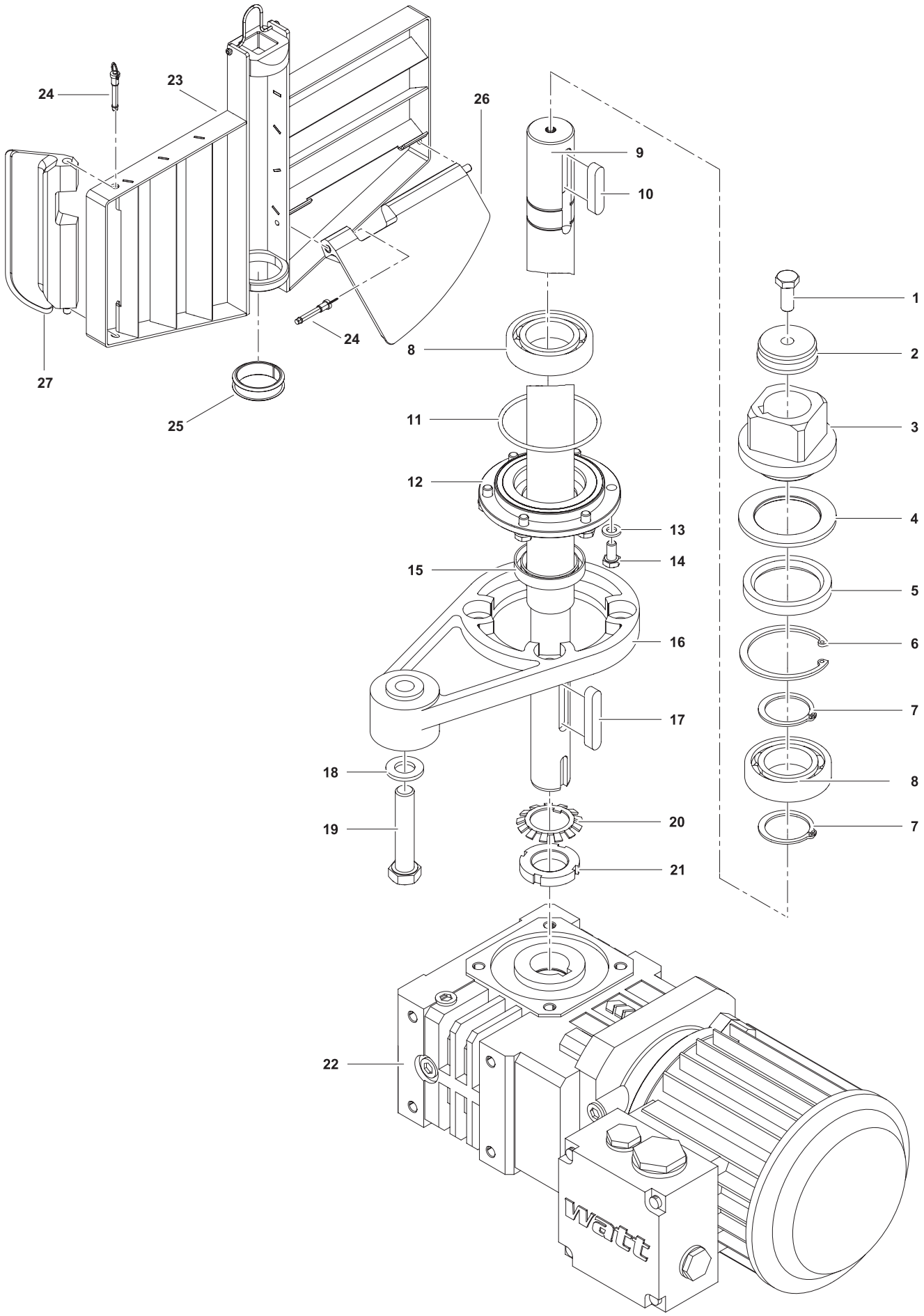

Doc. № 599A2BG00 / 87.8052.02

✱ Components on demand
✱ Teile auf Anfrage

6	Alias	Code	Bezeichnung	Description	Ref.	Valid from Serial N°
1	1 701 2570	0G5820	Schraube 6kt M8x20	Hex screw M8x20		
2	76.4008	0K5588	Wellendeckel	Shaft end cap		
3	86.2078	0G5121	Wellenkopf	Shaft head		
4	86.2079	0G5125	Dichtungsring	Gasket		
5	1 201 2084		Radial-Wellendichtring DIN 3760-A 42x56x7	Radial shaft seal DIN 3760-A 42x56x7		
6	70.0809.03	0K6217	Sicherungsring	Circlip		
7	70.0810.02	0K4547	Sicherungsring für Wellen	Retaining ring for shafts		
8	70.0808.03	0K5259	Rillenkugellager DIN 625-6006	Grooved ball bearing DIN 625-6006		
9	86.2020.11	✱	Welle Rührwerk 60L	Shaft stirrer 60L	PBON06Q	
	86.2020.08	✱	Welle Rührwerk 100/150L	Shaft stirrer 100/150L	PBON10/15Q	
10	70.0820.02	0K6227	Passfeder 8x7x36	Feather key 8x7x36		
11	1 201 2148	0G5124	O-Ring Ø60x2.62	O-ring Ø60x2.62		
12	86.2077	0G5120	Abschlussflansch	End flange		
13	1 701 4003	0G3659	U-Scheibe Ø6.4xØ12x1.6	Washer Ø6.4xØ12x1.6		
14	1 701 2569	0G3108	Schraube 6kt M6x16	Hex screw M6x16		
15	1 201 2147	0G5122	Radial-Wellendichtring DIN 3760-A 30x45x8	Radial shaft seal DIN 3760-A 30x45x8		
16	1 115 1756	0G5114	Support	Support	PBON06Q	
	1 115 1755	0G5115	Support	Support	PBON10/15Q	
17	70.0820.04	0KX276	Passfeder 8x7x45	Feather key 8x7x45		
18	1 701 4020	0G3102	U-Scheibe Ø13xØ24x2.5	Washer Ø13xØ24x2.5		
19	1 701 2595		Schraube 6kt M12x60	Hex screw M12x60		
20	1 701 2809	0G5118	Sicherungsblech	Locking plate	PBON06Q	
	1 701 2807	0G5119	Sicherungsblech	Locking plate	PBON10/15Q	
21	1 701 2808	0G5116	Nutmutter M25x1.5	Slotted nut M25x1.5	PBON06Q	
	1 701 2806	0G5117	Nutmutter M30x1.5	Slotted nut M30x1.5	PBON10/15Q	
22	76.3046.01	0G2112	Getriebemotor P=0.25kW	Gear motor P=0.25kW	PBON06Q	
	76.3047.01	0G2113	Getriebemotor P=0.37kW	Gear motor P=0.37kW	PBON10/15Q	
	76.9123	0G5919	Kabel: Thermorelais - Motor	Cable: Thermal relay - Motor		
23	87.7130.01	0G8345	Gitterrührer Ohne Abstreifer	Stirrer without scrapers	PBON06	8291...
	87.7130.02	0G8346	Gitterrührer Ohne Abstreifer	Stirrer without scrapers	PBON10	8291...
	87.7130.05	0G8349	Gitterrührer Ohne Abstreifer	Stirrer without scrapers	PBOX15	8291...
24	1 701 2789	0G5041	Kugelsperrbolzen	Lock pin		8291...
25	76.0246	0G5766	Lagerbüchse	Bearing bush		8291...
26	87.0249.03	0G8331	Abstreifer Horizontal	Horizontal scraper	PBOX15	8291...
	87.0249.11	0G8334	Abstreifer Horizontal	Horizontal scraper	PBON06	8291...
	87.0249.12	0G8335	Abstreifer Horizontal	Horizontal scraper	PBON10	8291...
27	87.0250.03	0G8338	Abstreifer Vertical	Vertical scraper	PBOX15	8291...
	87.0250.11	0G8343	Abstreifer Vertical	Vertical scraper	PBON06	8291...
	87.0250.12	0G8344	Abstreifer Vertical	Vertical scraper	PBON10	8291...

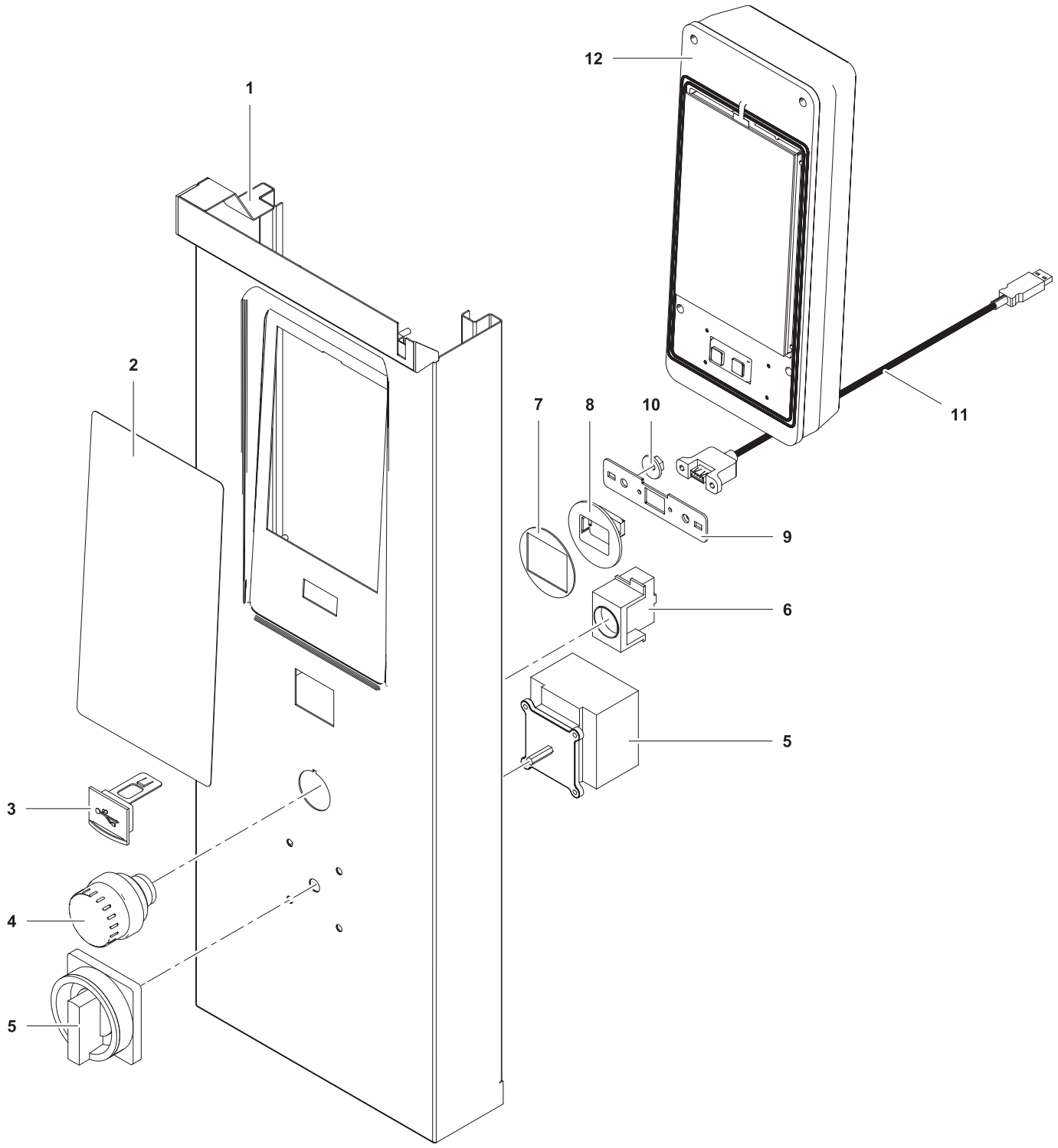

Doc. № 599A2BG00 / 87.8052.02

✱ Components on demand
✱ Teile auf Anfrage

7	Alias	Code	Bezeichnung	Description	Ref.	Valid from Serial N°
1	86.2791.01	✱	Steuerfront	Control panel	all H700	
	86.2791.02	0G6663	Steuerfront	Control panel	all H800	
	86.2791.03	✱	Steuerfront mit Not-Aus	Control panel with emergency stop	all H700	
	86.2791.04	✱	Steuerfront mit Not-Aus	Control panel with emergency stop	all H800	
	86.2791.05	✱	Steuerfront mit Hauptschalter	Control panel with main switch	all H700	
	86.2791.06	✱	Steuerfront mit Hauptschalter	Control panel with main switch	all H800	
	86.2791.07	✱	Steuerfront mit Not-Aus & Hauptschalter	Control panel with emergency stop & main switch	all H700	
	86.2791.08	✱	Steuerfront mit Not-Aus & Hauptschalter	Control panel with emergency stop & main switch	all H800	
2	87.1008	0G6081	Folie Steuerfront	Foil control panel		
3	87.9004	0C6546	Abdeckkappe zu USB	USB cover		
4	76.9075.03	0KX129	Notausschalter	Emergency stop button		
5	76.9164.02	0K4979	Hauptschalter 63A	Main switch 63A	PBEN08/20/30	
	76.9149.06	0G7114	Kabel 5x6mm2 L=1400	Cable 5x6mm2 L=1400	PBEN08	
	76.9149.08	0T6273	Kabel 5x10mm2 L=1400	Cable 5x10mm2 L=1400	PBEN20/30	
	76.9164.03	0K4980	Hauptschalter 80A	Main switch 80A	PBEN40	
	76.9149.10		Kabel 5x16mm2 L=1400	Cable 5x16mm2 L=1400	PBEN40	
6	76.9108.02	0K5160	Kontaktgeber Notaus	Terminal emergency stop		
7	87.9005	0G7687	Dichtung zu USB	USB sealing		
8	87.9003	0C6547	Halter zu USB	USB support		
9	87.9023	0C6874	Blech zu USB	USB fixation sheet		
10	712 044 120.04	0G4918	Kepsmutter M4	Keps nut M4		
11	87.9030	0C6566	Kabel COPUI40-USB	Cable COPUI40-USB		
12	87.9043	0G6990	Steuerung komplett	User Interface assembled		until 9171...
	87.9242	0G8585	Steuerung komplett COPUI70	User Interface COPUI70 assembled		9181...

8	Mischbatterie	Mixing tap

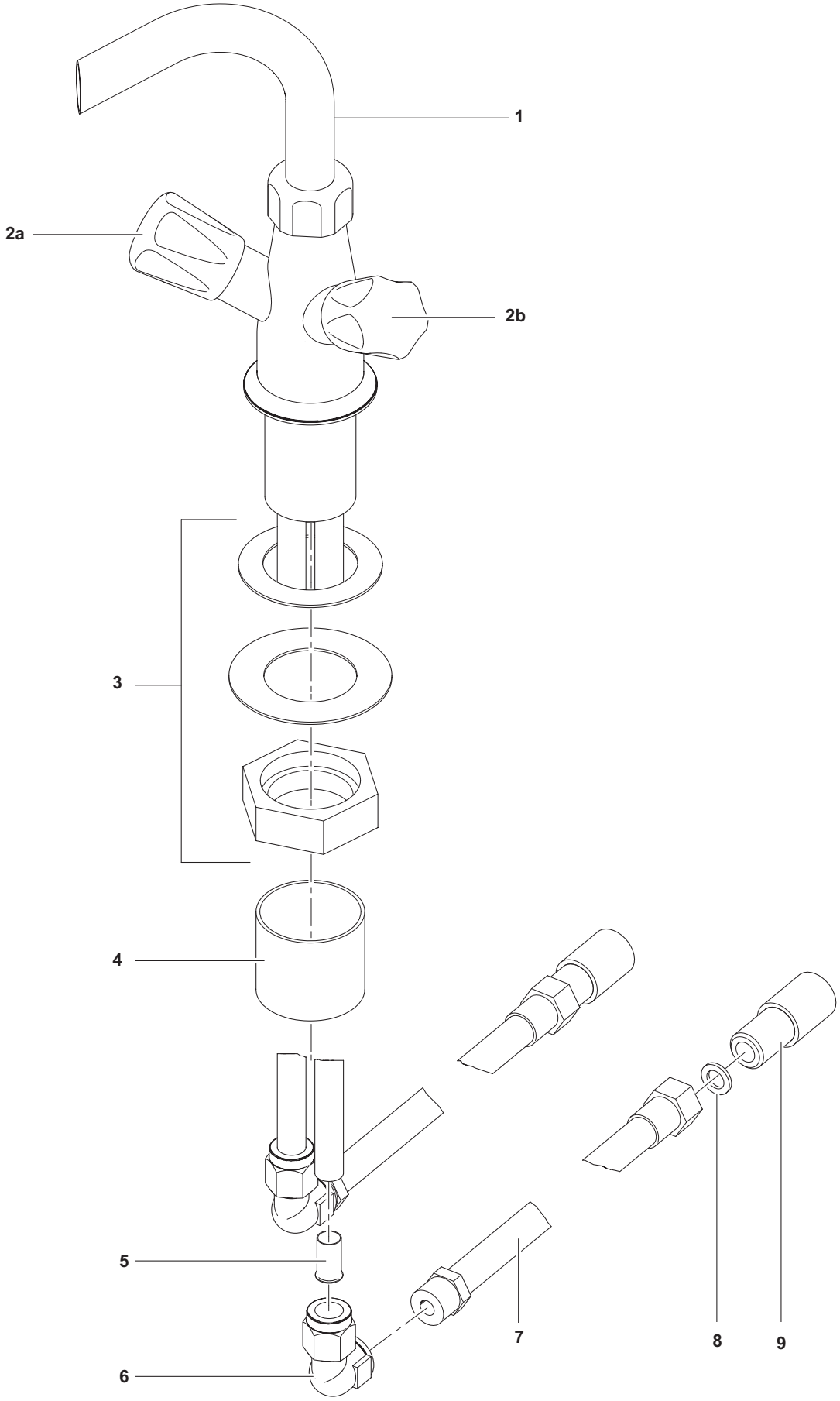

Doc. № 599A2BG00 / 87.8052.02

✱ Components on demand
✱ Teile auf Anfrage

8	Alias	Code	Bezeichnung	Description	Ref.	Valid from Serial N°
	1 105 1259	0G2937	Mischbatterie Klarco	Mixing tap Klarco	all PBON	7431..
	1 105 1276	0G7824	Mischbatterie Klarco	Mixing tap Klarco	no more available	
1	62.6223.06	0S0958	Schwenkarm	Mixing tap		7431...
2a	62.6223.04	0L1041	Griff Heisswasser	Knob hot water		
2b	62.6223.05	0L1040	Griff Kaltwasser	Knob cold water		
3		✱	Set Verschraubung	Kit Fixation		
4	87.7092		Distanzrohr Ø57x2 L50	Spacer tube Ø57x2 L50		
5	1 101 3797	0KE129	Stützhülse	Sleeve		
6	1 101 3798	0K4489	Winkel-Anschluss G1/2"	Angle connection G1/2"		
7	712 344893.02	0K5363	Panzerschlauch L1100 G1/2" / R1/2"	Armored hose L1100 G1/2" / R1/2"		
8	712 044481.21	0G3610	Flachdichtung Ø 18/11x2 G1/2"	Flat seal Ø 18/11x2 G1/2"		
9	87.5168	0G6646	WFA Adapter G1/2"	WFA Adapter G1/2"		

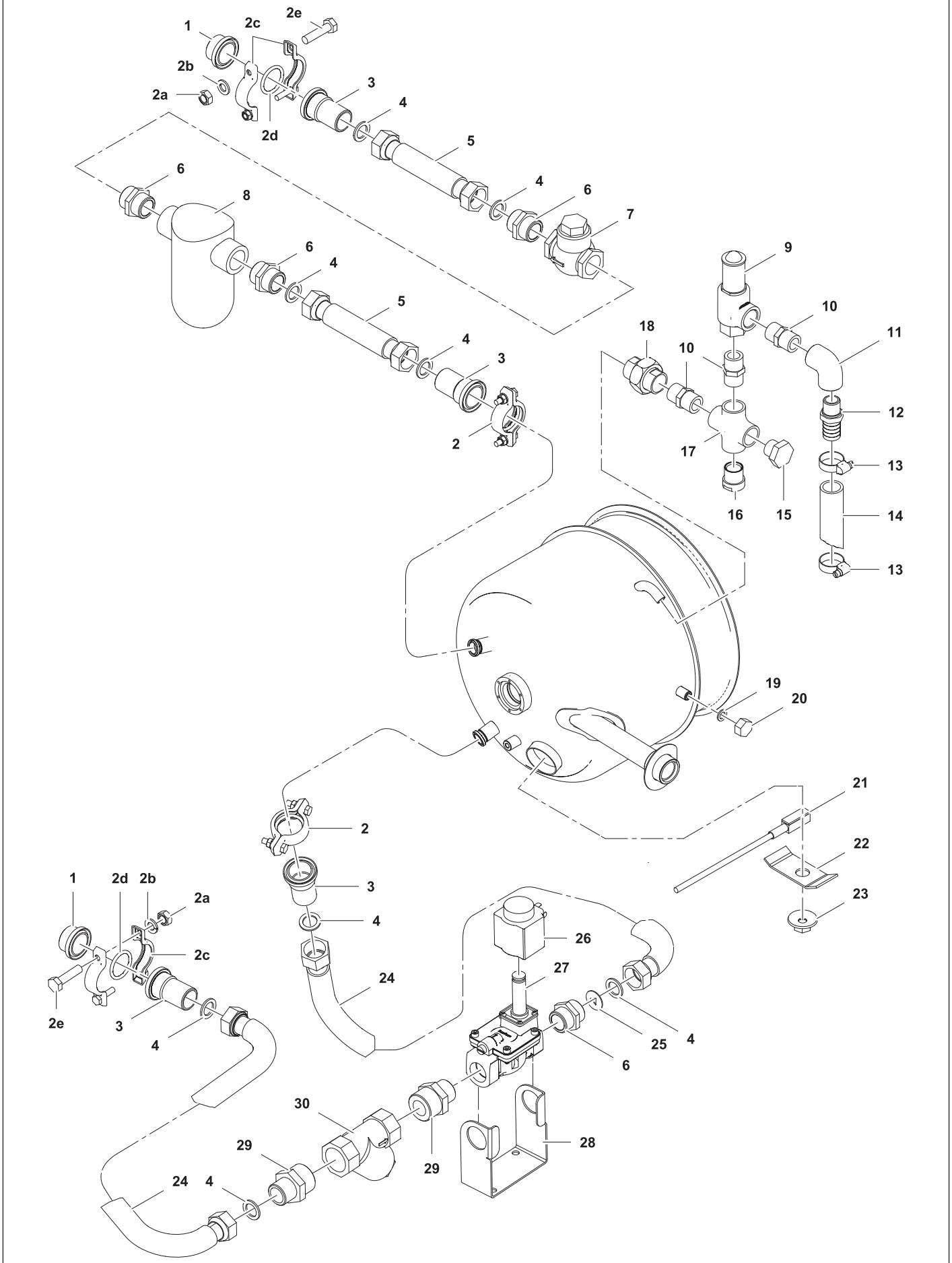

Doc. № 599A2BG00 / 87.8052.02

✱ Components on demand
✱ Teile auf Anfrage

9	Alias	Code	Bezeichnung	Description	Ref.	Valid from Serial N°
1	712 344889	0T2196	Sandvik Kupplung	Sandvik coupling		
2	76.2030		Anschluss Sandvik Kupplung	Connection Sandvik coupling		
2a	1 701 3016	0G5739	Mutter M6	Nut M6		
2b	1 701 5007	0G6058	Federring M6	Spring ring M6		
2c	712 844253	0G3856	Klammer zu Kupplung	Clamp to coupling		
2d	76.3248	0G4771	O-Ring	O-Ring		
2e	1 701 2516	0T1795	Schraube 6kt M6x25	Hex screw M6x25		
3	76.4558.02	0G3269	Anschluss	Connection		
4	1 101 2086	0G3156	Kupferdichtung	Copper gasket		
5	1 701 1568	0G5998	Wellrohr 130-200mm 2 x 3/4"	Corrugated tube 130-200mm 2 x 3/4"		
6	1 102 2457	0G5419	Doppelnippel R3/4" R-207-Z	Double nipple R3/4" R-207-Z		
7	76.3431	0G4583	Rückschlagventil 3/4"	Check valve 3/4"		
8	76.3427	0G5134	Kondensatableiter	Steam trap		
9	86.2424	0G5631	Sicherheitsventil	Safety valve		
10	1 116 1166	0G5518	Doppelnippel 1/2" 6kt	Hex double nipple 1/2"		
11	1 116 1140	0G5185	Winkel 90° 1/2"	Elbow 90° 1/2"		
12	1 116 1212	0G7249	Schlauchnippel 1/2"-20	Hose nipple 1/2"-20		
13	1 103 1170	0K4550	Schlauchklemm Ø25-35	Hose clamp Ø25-35		
14	1 115 1417	0K5830	Silikonschlauch	Silicon hose		
15	1 117 1239	0KV476	Stopfen 1/2"	Plug 1/2"		
16	12.7296	0H9729	Belüfter 1/2"	Aerator 1/2"		
17	1 116 1167	0G5574	Kreuzstück R-302 1/2"	Cross fitting R-302 1/2"		
18	1 116 1230		Kupplung 1/2"	Coupling 1/2"		
19	712 044481.21	0G3610	Flachdichtung Ø11xØ18x2	Flat gasket Ø11xØ18x2		
20	712 344853.09	0KX151	Gewindekappe 1/2"	Threaded cap 1/2"		
21	87.9147.01		Kochgutfühler gelb	TC Sensor Food yellow		
22	76.4191	0G3087	Halter Kochgutfühler	Sensor support		
23	712 044 120.05	0G3998	Kepsmutter M5	Keps nut M5		
24	1 701 1571	0G6001	Wellrohr 500-1000mm 2 x 3/4"	Corrugated tube 500-1000mm 2 x 3/4"		
25	76.4552.02	0KL497	Dampfblende	Steam frame	PBON06	
	76.4552.04	0G3154	Dampfblende	Steam frame	PBON10	
	76.4552.05	0KL498	Dampfblende	Steam frame	PBON15	
26	76.3511	0G5598	Spule	Coil		
27	76.3510	0G5597	2/2 Wegeventil	2/2-way valve		
28	87.0038		Vorlauf Support	Steam entry support		
29	1 102 2467		Reduziernippel 1" -3/4"	Reduction nipple 1"-3/4"		
30	1 201 2164	0G5168	Schmutzfänger 1"	Dirt trap 1"		

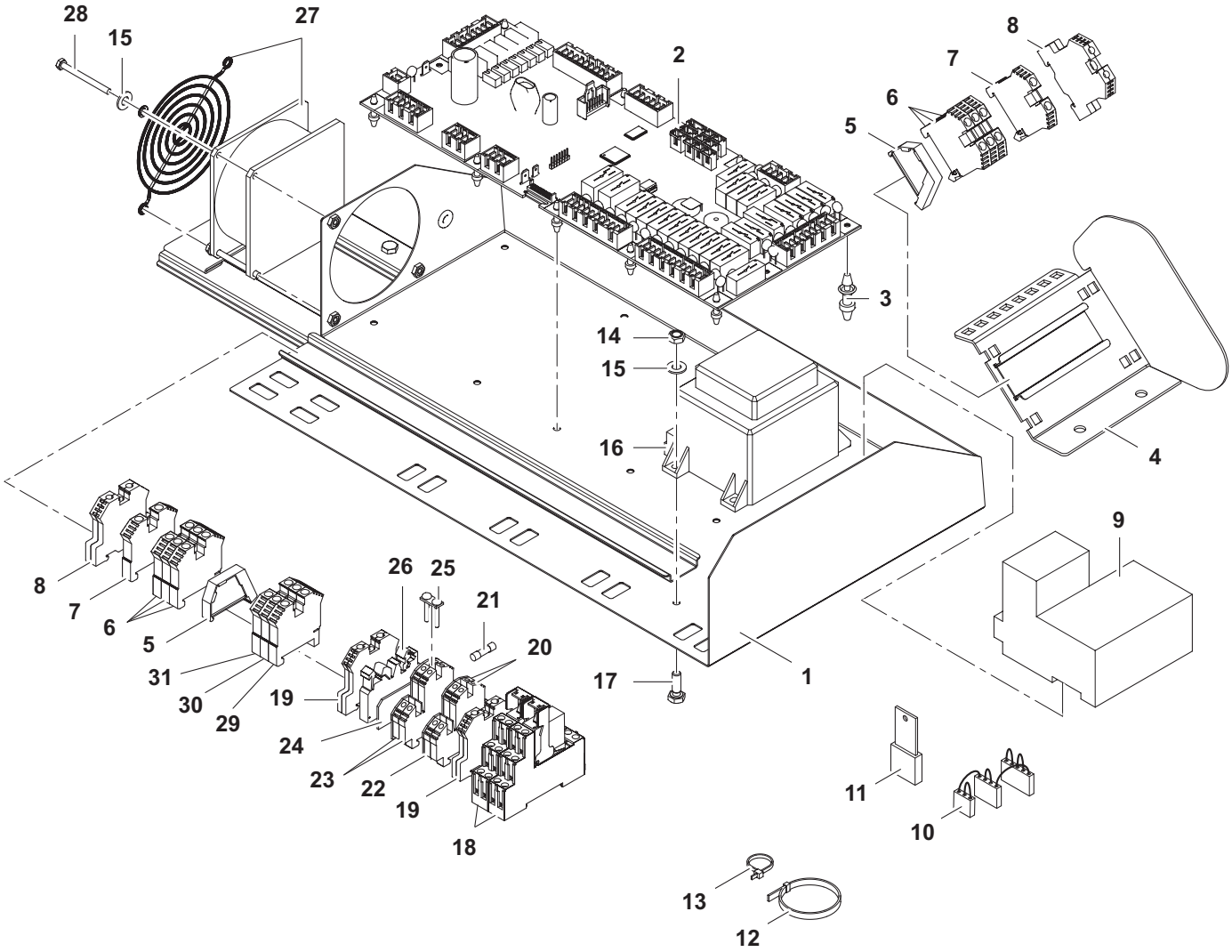

Doc. № 599A2BG00 / 87.8052.02

✱ Components on demand
✱ Teile auf Anfrage

10	Alias	Code	Bezeichnung	Description	Ref.	Valid from Serial N°
1	87.9026	✱	Steuerträger PBON	Support frame PBON		
2	87.9015	0G5908	Motherboard COP20	Motherboard COP20		until 9051...
	87.9241	0G8492	Motherboard COP70	Motherboard COP70		9061...
3	75.5000.04	0T2600	Distanzhalter	Spacer		
4	87.0014	✱	Klemmenträger	Terminal support		
5	75.2013	0KX290	Arretierstück	Fixation		
6	75.2010.30	0KT732	Reihenklemme 10mm² grau	Terminal block 10mm² grey		
7	75.2010.31	0G3495	Nullleiterklemme 10mm² blau	Neutral wire terminal 10mm² blue		
8	75.2011.02	0KT729	Schutzleiterklemme 16mm²	Ground conductor terminal 16mm²		
9	76.9165.01	0G2114	Wendeschütz	Reversing contactor	PBON-Q	
10	87.9190	0G6638	Jumper Kerntemperatur	Jumper Core Temperature		
11	87.9191	0G7123	Jumper	Jumper		
12	1 115 1391		Kabelbinder weiss	Cable tie white		
13	1 115 1235		Kabelbinder schwarz	Cable tie black		
14	1 701 3004	0K4606	Mutter M4	Nut M4		
15	1 701 3502	0G3595	U-Scheibe Ø4.3xØ9x0.8	Washer Ø4.3xØ9x0.8		
16	87.9036	0G5910	Transformator PMA	Transformer PMA		
17	1 701 2629	0G5854	Schraube 6kt M4x12	Hex screw M4x12		
18	76.9482	0G3933	Relais 12V	Relay 12V	PBON-Q	
19	75.2011.01	0KT730	Schutzleiterklemme 4mm²	Ground conductor terminal 4mm²		
20	75.2010.11	0KT733	Nullleiterklemme 4mm² blau	Neutral wire terminal 4mm² blue		
21	712 344362.01	0G5814	Sicherung 5x20 1A	Fuse 5x20 1A		
22	75.2010.12	0T2598	Abschlusswand	Cover		
23	75.2010.10	0KT734	Reihenklemme 4mm² grau	Terminal block 4mm² grey		
24	75.2012.02	0T2599	Abschlusswand	Cover		
25	75.2010.14	0G5735	Querverbinder	Cross connection		
26	75.2012.01	0K5155	Sicherungsklemme	Fuse holder terminal		
27	86.9055	0G5805	Ventilator 208-240V	Ventilator 208-240V		
		✱	Fingerschutzgitter	Finger guard		
28	1 701 2636		Schraube 6kt M4x45	Hex screw M4x45		
	76.9117.05	0G5927	T-Litze Haupterddraht	T-Litz wire earthing		
	87.9080	0G5930	Kabel: COP20 - Dampfventil	Cable: COP20 - Steam valve		
	87.9037	0G5923	Kabel: N - Trafo - P	Cable: N - Transformer - P	PBON-S	
	87.9095		Kabel: COP20 - Ventilator	Cable: COP20 - Ventilator		
	87.9077	0G5924	Kabel: N - Trafo - P (Not-Aus)	Cable: N - Transformer - P (Emergency stop)	PBON-Q	
	87.9082	0G6862	Kabel: Klemmen - Wendeschütz	Cable: Terminals - Reversing contactor	PBON-Q	
	87.9064	0G5953	Kabel: Rührwerk	Cable: Stirrer	PBON-Q	
29	75.2010.20	0G7080	Reihenklemme grau	Terminal block grey		9061...
30	75.2010.21	0G3489	Nullleiterklemme blau	Neutral wire terminal blue		9061...
31	75.2011.01	0KT730	Schutzleiterklemme G/G	Ground conductor terminal G/G		9061...
	1 115 1783	0G6228	Filter FN2060	Filter FN2060		9061...

✱ Components on demand
✱ Teile auf Anfrage