SPARE PARTS CATALOGUE

PROTHERMETIC

DE	**PFEN-E**	BRATPFANNE, ELEKTRISCH, ECKIG
EN	**PFEN-E**	FRYING PAN, ELECTRIC, RECTANGLE

Page	Baugruppe	Assembly group	Models
2	Verschalung	Casing	PFEN-E
4	Schalterfront Steuerung	Switch panel control system	PFEN-E
6	Heizung	Heating	PFEN-E
8	Deckel	Lid	PFEN-E
10	Mischbatterie	Mixing Tap	PFEN-E
12	Steuerung	Control system	PFEN-E
14	Auslaufhahn	Drain tap	PFEN-E
15	Füsse	Feet	PFEN-E

Last Updates	Page	Pos.
04/2016	all	
11/2017	5	5
10/2018	14	drawing

Doc. № 599A2BM00 / 87.8080.02

Brand: Electrolux

1	Verschalung	Casing

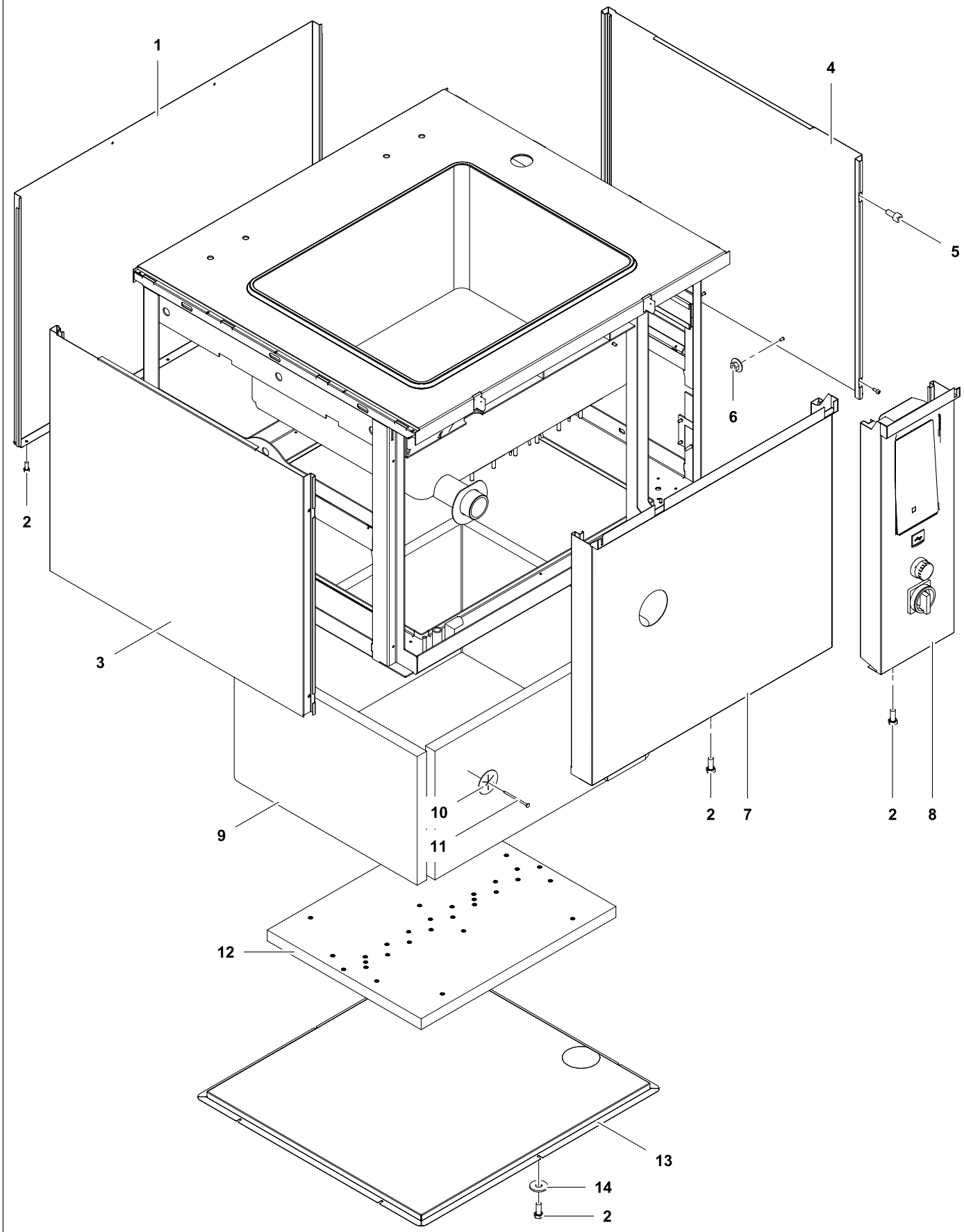

Doc. № 599A2BM00 / 87.8080.02

✱ Components on demand
✱ Teile auf Anfrage

1	Alias	Code	Bezeichnung	Description	Ref.	Valid from Serial N°
1	86.2788.04	✱	Rückpanel PFEN08/11 B1000 / H700	Rearpanel PFEN08/11 W1000 / H700		
	86.2788.05	✱	Rückpanel PFEN12/17 B1400 / H700	Rearpanel PFEN12/17 W1400 / H700		
	86.2788.10	✱	Rückpanel PFEN08/11 B1000 / H800	Rearpanel PFEN08/11 W1000 / H800		
	86.2788.11	✱	Rückpanel PFEN12/17 B1400 / H800	Rearpanel PFEN12/17 W1400 / H800		
2	1 701 2509	0K4598	Schraube 6kt M5x12	Hex screw M5x12		
3	86.2787.02	✱	Seitenpanel links H700 / T900	Sidepanel left H700 / D900		
	86.2787.04	✱	Seitenpanel links H700 / T850	Sidepanel left H700 / D850		
	86.2787.06	✱	Seitenpanel links H700 / T800	Sidepanel left H700 / D800		
	86.2787.08	✱	Seitenpanel links H800 / T900	Sidepanel left H800 / D900		
	86.2787.12	✱	Seitenpanel links H800 / T800	Sidepanel left H800 / D800		
4	86.2787.01	✱	Seitenpanel rechts H700 / T900	Sidepanel right H700 / D900		
	86.2787.03	✱	Seitenpanel rechts H700 / T850	Sidepanel right H700 / D850		
	86.2787.05	✱	Seitenpanel rechts H700 / T800	Sidepanel right H700 / D800		
	86.2787.07	✱	Seitenpanel rechts H800 / T900	Sidepanel right H800 / D900		
	86.2787.11	✱	Seitenpanel rechts H800 / T800	Sidepanel right H800 / D800		
5	1 101 8123	0G3849	Schraube I-6kt M5x12	Socket screw M5x12		
6	712 044120.05	0G3998	Kepsmutter M5	Keps nut M5		
7	86.2749.08	✱	Frontpanel PFEN11 H700	Frontpanel PFEN11 H700	PFEN11	
	86.2749.09	✱	Frontpanel PFEN17 H700	Frontpanel PFEN17 H700	PFEN17	
	86.2749.21	✱	Frontpanel PFEN11 H800	Frontpanel PFEN11 H800	PFEN11	
	86.2749.22	✱	Frontpanel PFEN17 H800	Frontpanel PFEN17 H800	PFEN17	
	86.2749.30	✱	Frontpanel PFEN08 H700	Frontpanel PFEN08 H700	PFEN08	
	86.2749.31	✱	Frontpanel PFEN12 H700	Frontpanel PFEN12 H700	PFEN12	
	86.2749.34	✱	Frontpanel PFEN08 H800	Frontpanel PFEN08 H800	PFEN08	
	86.2749.35	✱	Frontpanel PFEN12 H800	Frontpanel PFEN12 H800	PFEN12	
8	87.1028.01	✱	Steuerfront H700	Control panel H700	all H700	
	87.1028.02	✱	Steuerfront H800	Control panel H800	all H800	
9	87.2161.01	✱	Isolation 80L / 110L	Insulation 80L / 110L	PFEN08/11	
	87.2161.02	✱	Isolation 125L / 170L	Insulatin 125L / 170L	PFEN12/17	
10	1 201 1961	0G4127	Isolatinsclip	Insulation clip		
11	1 201 1959	0G6987	Isolationsnagel	Insulation nail		
12	87.7001	✱	Isolation Heizelemente	Insulation heating elements	PFEN08/11	
	87.7002	✱	Isolation Heizelemente	Insulation heating elements	PFEN12/17	
13	86.2759.04	✱	Bodenblech PFEN08/11 T900	Bottom plate PFEN08/11 D900		
	86.2759.05	✱	Bodenblech PFEN12/17 T900	Bottom plate PFEN12/17 D900		
	86.2759.10	✱	Bodenblech PFEN11 T850	Bottom plate PFEN11 D850		
	86.2759.11	✱	Bodenbelch PFEN17 T850	Bottom plate PFEN17 D850		
	86.2759.16	✱	Bodenbelch PFEN11 T800	Bottom plate PFEN11 D800		
	86.2759.17	✱	Bodenblech PFEN17 T800	Bottom plate PFEN17 D800		
14	1 701 3545	0KI298	U-Scheibe Ø6.4xØ18x1.6	Washer Ø6.4xØ18x1.6		

✱ Components on demand
✱ Teile auf Anfrage

2	Steuerfront	Control panel

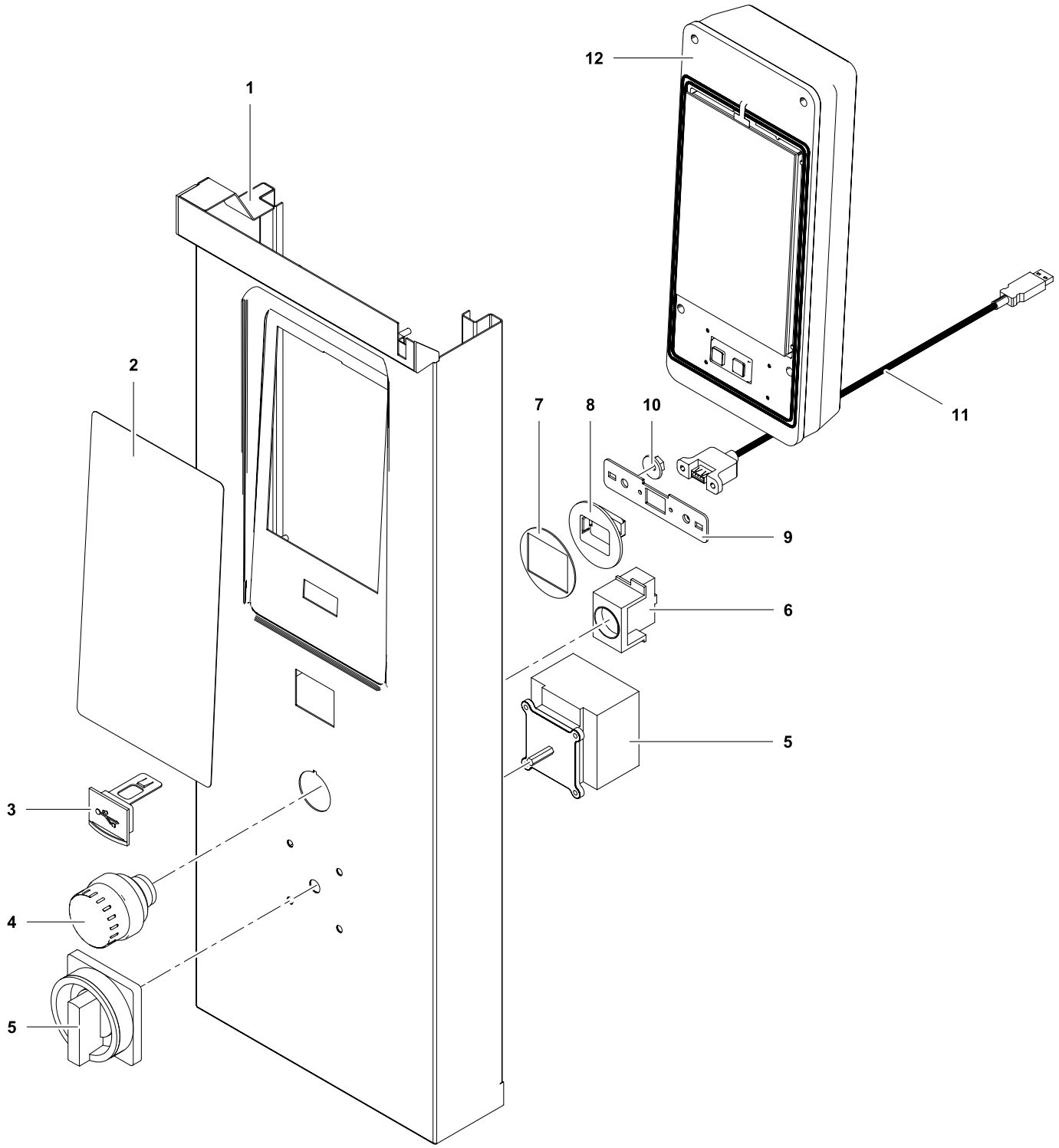

Doc. № 599A2BM00 / 87.8080.02

✱ Components on demand
✱ Teile auf Anfrage

2	Alias	Code	Bezeichnung	Description	Ref.	Valid from Serial N°
1	86.2791.01	✱	Steuerfront	Control panel	all H700	
	86.2791.02	0G6663	Steuerfront	Control panel	all H800	
	86.2791.03	✱	Steuerfront mit Not-Aus	Control panel with emergency stop	all H700	
	86.2791.04	✱	Steuerfront mit Not-Aus	Control panel with emergency stop	all H800	
	86.2791.05	✱	Steuerfront mit Hauptschalter	Control panel with main switch	all H700	
	86.2791.06	✱	Steuerfront mit Hauptschalter	Control panel with main switch	all H800	
	86.2791.07	✱	Steuerfront mit Not-Aus & Hauptschalter	Control panel with emergency stop & main switch	all H700	
	86.2791.08	✱	Steuerfront mit Not-Aus & Hauptschalter	Control panel with emergency stop & main switch	all H800	
2	87.1008	0G6081	Folie Steuerfront	Foil control panel		
3	87.9004	0C6546	Abdeckkappe zu USB	USB cover		
4	76.9075.03	0KX129	Notausschalter	Emergency stop button		
5	76.9164.01	0G2137	Hauptschalter 25A	Main switch 25A	PFEN08/11	
	76.9149.04	0G7113	Kabel: 5x4mm L=1400mm	Cable: 5x4mm L=1400mm	PFEN08/11	until 7441...
	87.9216.01	0G8069	Kabel: 5x4mm	Cable: 5x4mm	PFEN08/11	7451...
	76.9164.02	0K4979	Haptschalter 63A	Main switch 63A	PFEN12/17	
	76.9149.06	0G7114	Kabel: 5x6mm L=1400mm	Cable: 5x6mm L=1400mm	PFEN12/17	until 7441...
	87.9216.02	0G8070	Kabel: 5x6mm	Cable: 5x6mm	PFEN12/17	7451...
6	76.9108.02	0K5160	Kontaktgeber Notaus	Terminal emergency stop		
7	87.9005	0G7687	Dichtung zu USB	USB sealing		
8	87.9003	0C6547	Halter zu USB	USB support		
9	87.9023	0C6874	Blech zu USB	USB fixation sheet		
10	712 044 120.04	0G4918	Kepsmutter M4	Keps nut M4		
11	87.9030	0C6566	Kabel COPUI40-USB	Cable COPUI40-USB		
12	87.9043	0G6990	Steuerung komplett	User Interface assembled		

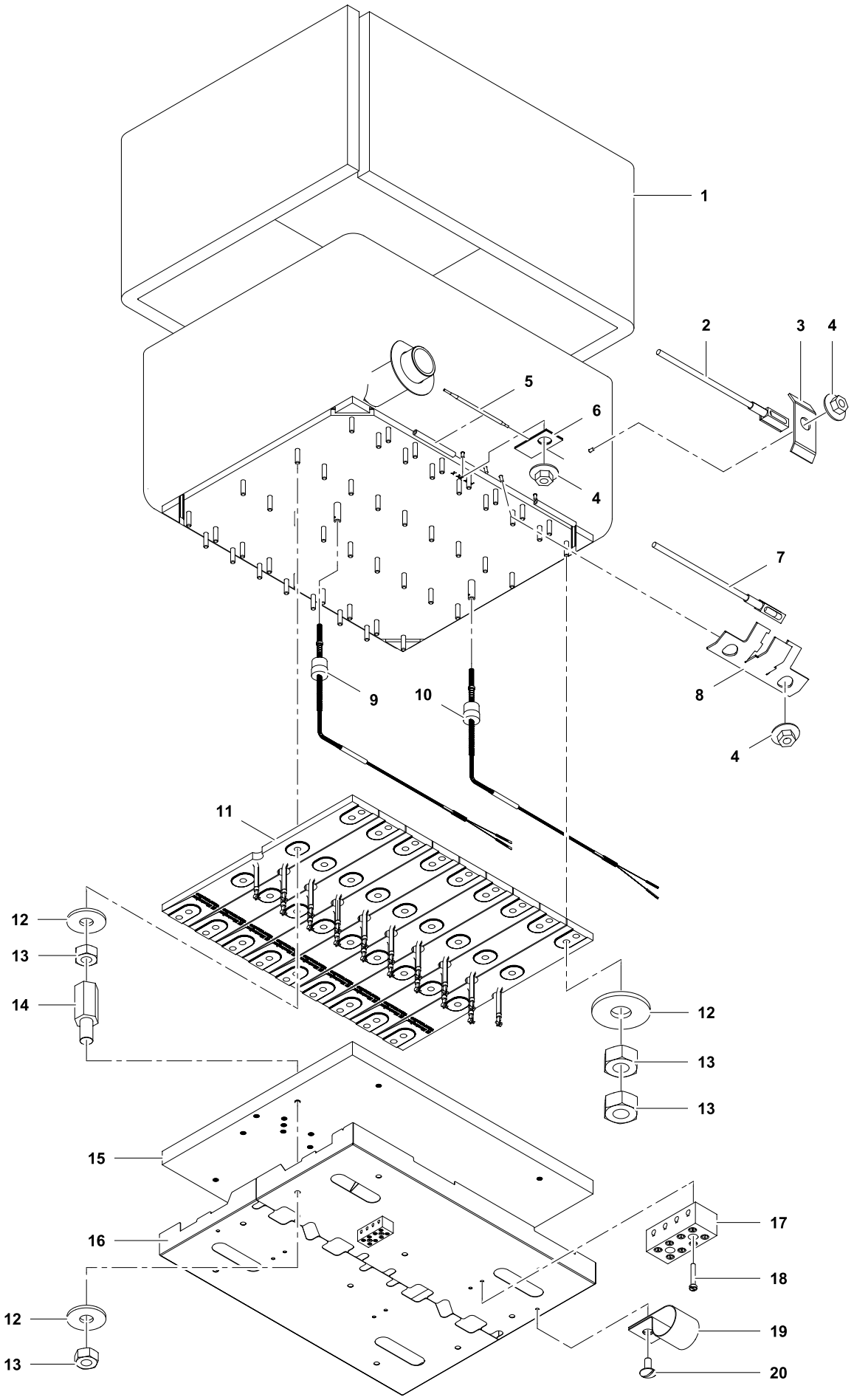

Doc. № 599A2BM00 / 87.8080.02

✱ Components on demand
✱ Teile auf Anfrage

3	Alias	Code	Bezeichnung	Description	Ref.	Valid from Serial N°
1	87.2161.01	✱	Isolation 80L / 110L	Insulation 80L / 110L	PFEN08/11	
	87.2161.02	✱	Isolation 125L / 170L	Insulation 125L / 170L	PFEN12/17	
2	87.9147.01		Kochgutfühler gelb	TC Sensor Food yellow		
3	76.4191	0G3087	Halter Kochgutfühler gelb	Support TC Sensor Food yellow		
4	712 044120.05	0G3998	Kepsmutter M5	Keps nut M5		
5	75.0010	0H9835	Sicherheitsthermostat	Safety thermostat		
6	76.4169	0G2819	Halter Sicherheitsthermostat	Support safety thermostat		
7	87.9147.02	0G6360	Kochgutfühler rot	TC Sensor Food red		
8	87.4058	0G7134	Halter Kochgutfühler rot	Support TC Sensor Food red		
9	87.9046	0G5934	Fühler unten links grün	TC Sensor bottom left green		
10	87.9045	0G5935	Fühler unten rechts blau	TC Sensor bottom right blue		
11	86.7006.01	0G4605	Heizelement 230V 1.7kW	Heating element 230V 1.7kW	PFEN08/11	
	86.7005.01	0G4606	Heizelement 230V 1.7kW	Heating element 230V 1.7kW	PFEN12/17	
12	1 701 3547	0G5469	U-Scheibe Ø8.4xØ24x2	Washer Ø8.4xØ24x2		
13	1 701 3044	0K4612	Mutter M8	Nut M8		
14	1 115 1772	0G4896	Distanzhalter M8x25	Spacer M8x25		
15	87.7001	✱	Isolation Heizelemente	Insulation heating elements	PFEN08/11	
	87.7002	✱	Isolation Heizelemente	Insulation heating elements	PFEN12/17	
16	86.5200	0G5465	Halterung Isolation Heizelemente	Support insulation heating elements	PFEN08/11	
	86.5202	0G5466	Halterung Isolation Heizelemente	Support insulation heating elements	PFEN12/17	
17	76.9148	0K4977	Anschlussklemme 4-polig	Terminal with 4 pins		
18	1 701 2084	0G3586	Zylinderschraube M4x25	Fillister head screw M4x25		
19	71.0505.03	0G2881	Bride für Kabelbund	Cable tie		
20	1 701 1541	0G3674	Becherschraube M4x10	Roundheaded bolt M4x10		
	86.9134.01	0G5942	Verdrahtung Pfanne	Wiring pan		
	86.9134.02	0G5943	Verdrahtung Heizblock - Klemme	Wiring Heating block - Terminal		
	86.9145.01	0G5944	Kabel: Heizung - Schütze 2.5mm²	Cable: Heating - Contactors 2.5mm²		
	86.9145.02	0G5945	Kabel: Heizung - Schütze	Cable: Heating - Contactors		

✱ Components on demand
✱ Teile auf Anfrage

4	Deckel	Lid

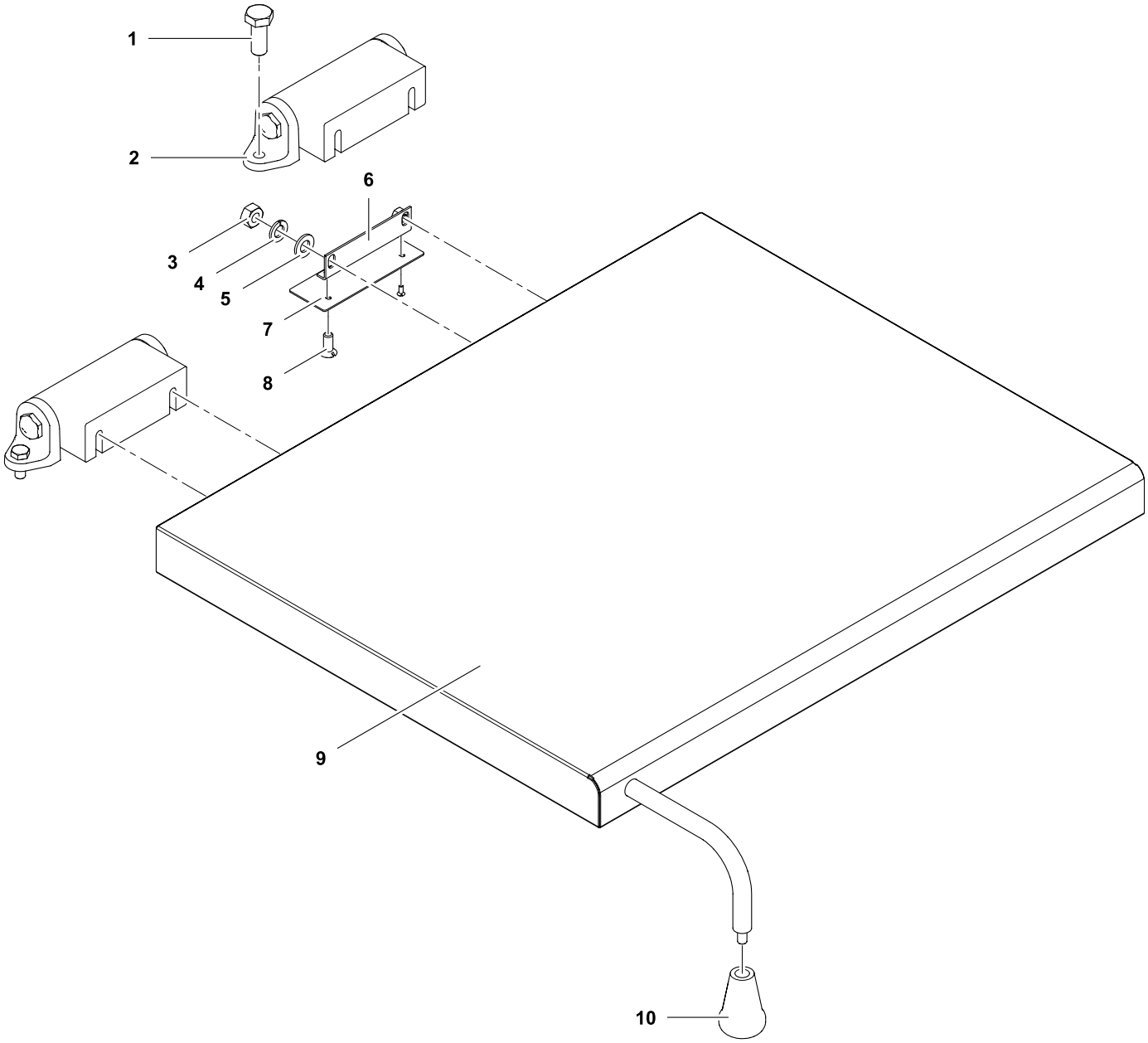

Doc. № 599A2BM00 / 87.8080.02

✱ Components on demand
✱ Teile auf Anfrage

4	Alias	Code	Bezeichnung	Description	Ref.	Valid from Serial N°
1	1 701 2541	0K4600	Schraube 6kt M10x25	Hex screw M10x25		
2	86.3194		Drehgelenk	Pivot joint	PFEN08/11	
	86.3195		Drehgelenk	Pivot joint	PFEN12/17	
3	1 701 3044	0K4612	Mutter M8	Nut M8		
4	1 701 5008	0KL250	Federring M8	Spring washer M8		
5	1 701 3513	0G6088	U-Scheibe Ø8.4x17x1.6	Washer Ø8.4x17x1.6		
6	70.0764	0KL251	Winkel zu Drehgelenk	Angle for pivot joint		
7	70.0765.01	0KL252	Abdeckblech	Cover plate		
8	1 701 1504	0KX205	Linsenschraube M4x8	Fillister head screw M4x8		
9	86.3136.02		Deckel 80L / 110L	Lid 80L / 110L	PFEN08/11	
	86.3136.03		Deckel 125L / 170L	Lid 125L / 170L	PFEN12/17	
10	86.3253	0G6631	Griff	Handle		

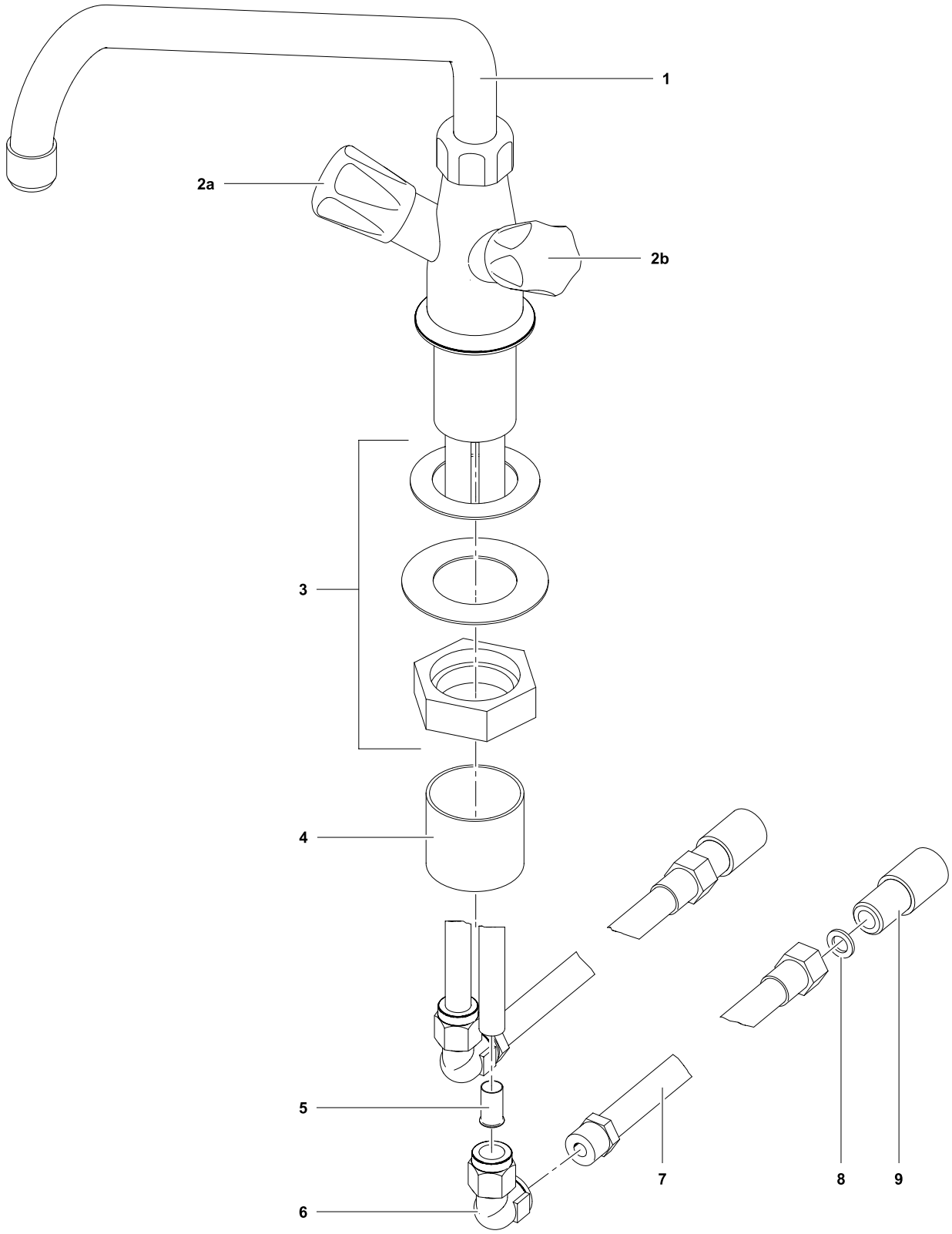

✱ Components on demand
✱ Teile auf Anfrage

5	Alias	Code	Bezeichnung	Description	Ref.	Valid from Serial N°
1	1 105 1276	0G7824	Mischbatterie Klarco	Mixing tap Klarco		
2a	62.6223.04	0L1041	Griff Heisswasser	Knob hot water		
2b	62.6223.05	0L1040	Griff Kaltwasser	Knob cold water		
3		✱	Set Verschraubung	Kit Fixation		
4	87.7092		Distanzrohr Ø57x2 L50	Spacer tube Ø57x2 L50		
5	1 101 3797	0KE129	Stützhülse	Sleeve		
6	1 101 3798	0K4489	Winkel-Anschluss G1/2"	Angle connection G1/2"		
7	712 344893.02	0K5363	Panzerschlauch L1100 G1/2" / R1/2"	Armored hose L1100 G1/2" / R1/2"		
8	712 044481.21	0G3610	Flachdichtung Ø 18/11x2 G1/2"	Flat seal Ø 18/11x2 G1/2"		
9	87.5168	0G6646	WFA Adapter G1/2"	WFA Adapter G1/2"		

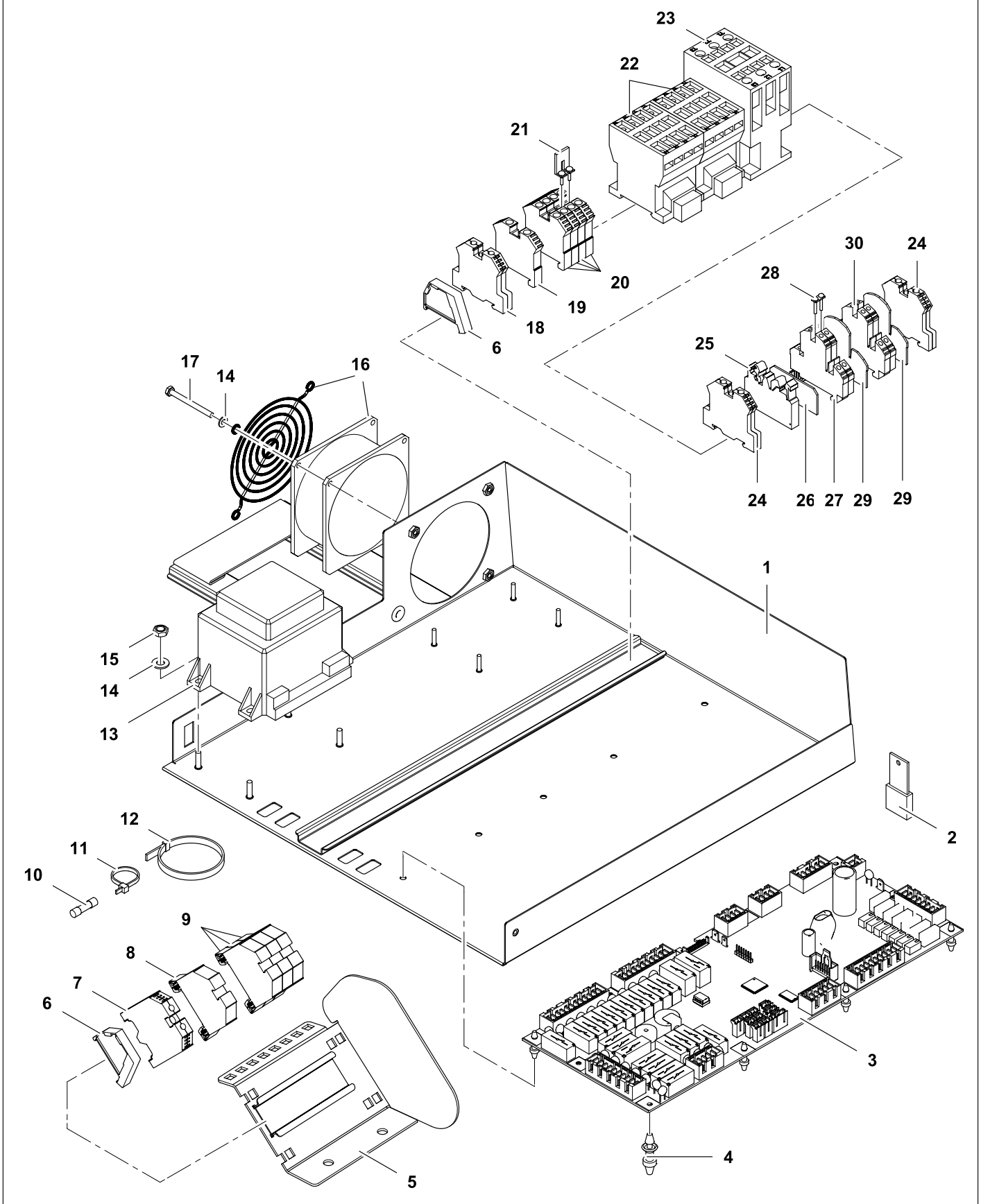

Doc. № 599A2BM00 / 87.8080.02

✱ Components on demand
✱ Teile auf Anfrage

6	Alias	Code	Bezeichnung	Description	Ref.	Valid from Serial N°
1	87.9012	✱	Steuerträger PUEN	Support frame PUEN		
2	87.9191	0G7123	Jumper	Jumper		
3	87.9015	0G5908	Motherboard COP20	Motherboard COP20		
4	75.5000.04	0T2600	Distanzhalter	Spacer		
5	87.0014	✱	Klemmenträger	Terminal support		
6	75.2013	0KX290	Arretierstück	Fixation		
7	75.2011.03	0KX291	Schutzleiterklemme 16mm²	Ground conductor terminal 16mm²		
8	75.2010.41	0G3488	Nullleiterklemme 16mm² blau	Neutral wire terminal 16mm² blue		
9	75.2010.40	0KI280	Reihenklemme 16mm² beige	Terminal block 16mm² beige		
10	712 344362.01	0G5814	Sicherung 5x20 1A	Fuse 5x20 1A		
11	1 115 1235		Kabelbinder schwarz	Cable tie black		
12	1 115 1391		Kabelbinder weiss	Cable tie white		
13	87.9036	0G5910	Transformator PMA	Transformer PMA		
14	1 701 3502	0G3595	U-Scheibe Ø4.3x9x0.8	Washer Ø4.3x9x0.8		
15	1 701 3004	0K4606	Mutter M4	Nut M4		
16	86.9055	0G5805	Ventilator 208-240V	Ventilator 208-240V		
		✱	Fingerschutzgitter	Finger guard		
17	1 701 2636		Schraube 6kt M4x45	Hex screw M4x45		
18	75.2011.02	0KT729	Schutzleiterklemme 10mm²	Ground conductor terminal 10mm²		
19	75.2010.31	0G3495	Nullleiterklemme 10mm² blau	Neutral wire terminal 10mm² blue		
20	75.2010.30	0KT732	Reihenklemme 10mm² grau	Terminal block 10mm² grey		
21	75.2010.34	0G3339	Querverbinder	Cross connection		
22	1 115 1757	0G4645	Schütz K3-14X027	Contactor K3-14X027		
23	1 115 1758	0G4646	Schütz K3-24X022	Contactor K3-24X022		
24	75.2011.01	0KT730	Schutzleiterklemme 4mm²	Ground conductor terminal 4mm²		
25	75.2012.01	0K5155	Sicherungsklemme	Fuse holder terminal		
26	75.2012.02	0T2599	Abschlusswand	Cover		
27	75.2010.11	0KT733	Nullleiterklemme 4mm² blau	Neutral wire terminal 4mm² blue		
28	75.2010.14	0G5735	Querverbinder	Cross connection		
29	75.2010.12	0T2598	Abschlusswand	Cover		
30	75.2010.10	0KT734	Reihenklemme 4mm² grau	Terminal block 4mm² grey		
	76.9117.05	0G5927	T-Litze Haupterddraht	T-Litz wire earthing		
	87.9008	0G5939	Kabel: COP20 - Schütze - STB	Cable: COP20 - Contactor - STB		
	87.9037	0G5923	Kabel: N - Trafo - P	Cable: N - Transformer - P		
	87.9009	0G5938	Kabel: Klemmen - Schütze	Cable: Terminals - Contactors		
	87.9095		Kabel: COP20 - Ventilator	Cable: COP20 - Ventilator		

✱ Components on demand
✱ Teile auf Anfrage

7	Auslaufhahn	Drain tap

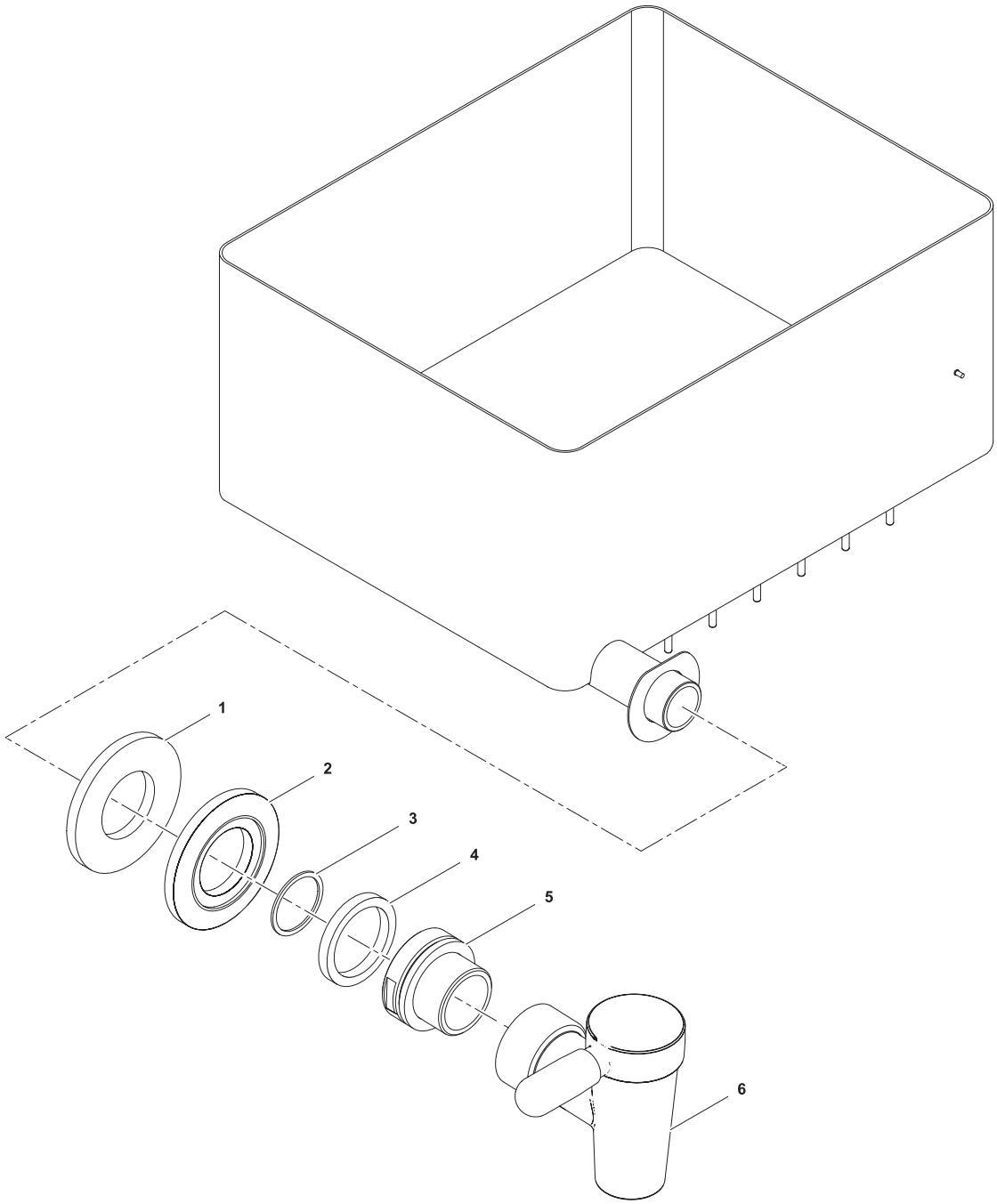

7	Alias	Code	Bezeichnung	Description	Ref.	Valid from Serial N°
1	1 117 1289	0G5644	Dichtung zu Rosette	Gasket to rosette		
2	1 117 1262	0A2149	Rosette	Rosette		
3	76.6240	0G5164	Dichtung Ø49xØ57x2	Gasket Ø49xØ57x2		
4	87.0132	0G7796	Distanzscheibe	Spacer washer		
5	76.6241	0G5165	Übergangsstück	Adapter piece		
6	87.7055	0G6498	Entleerhahn 2″	Drain tap 2″		

Doc. № 599A2BM00 / 87.8080.02

✱ Components on demand
✱ Teile auf Anfrage

8	Füsse	Feet

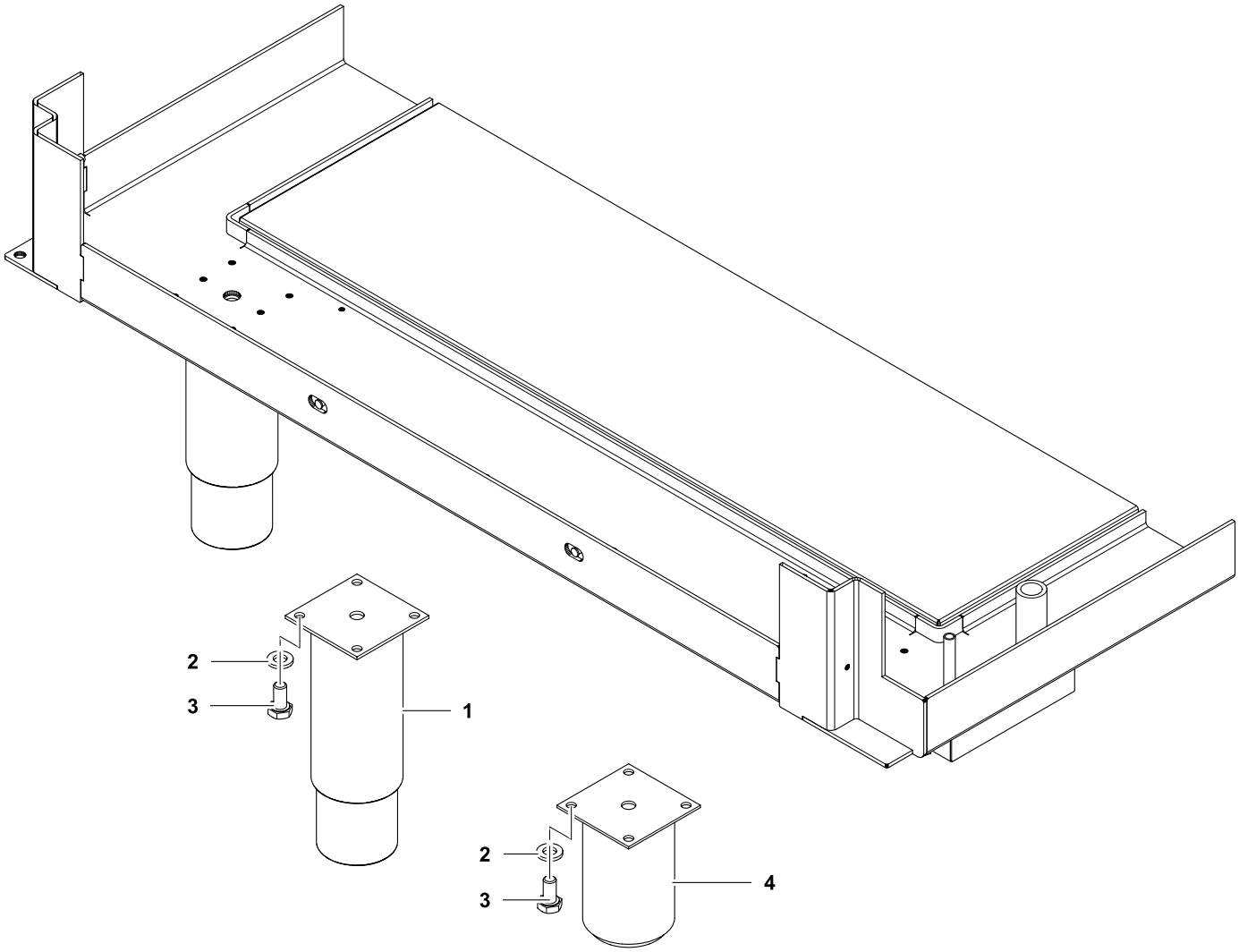

8	Alias	Code	Bezeichnung	Description	Ref.	Valid from Serial N°
1	86.0001	0G5391	Stellfuss 2" H200	Adjustable foot 2" H200	H700	
2	1 701 4003	0G3659	U-Scheibe Ø6.4x12x1.6	Washer Ø6.4x12x1.6		
3	1 701 2600	0KT919	Schraube 6kt M6x12	Hex screw M6x12		
4	86.2385	0G6140	Stellfuss 2" H100	Adjustable foot 2" H100	H800	